
NHATS Round 11

Section IS [INTERVIEW SETUP]

Sequence: 1

BOX IS1 **BOX IS1** NOT ON FILE

Do not set any flags or any status until there has been a response to RE3, and RE3 has been exited.
If Part 2 (SP Activities), go to IS1.

IS1PRE **IS1PRE** NOT ON FILE

QUESTION TEXT:

ARE YOU CONDUCTING THIS INTERVIEW IN PERSON OR BY PHONE?

CODES

- 1 IN PERSON
- 2 BY PHONE

PROGRAMMER INSTRUCTIONS:

If IS1PRE = 1 (IN PERSON), set CAPI PHONE = 3 (FIP).

IS1 **IS1** NOT ON FILE

QUESTION TEXT:

YOU HAVE SELECTED CASE {CASE ID} FOR {SP}.
IF THIS IS CORRECT, PRESS 1 AND ENTER TO CONTINUE
TO SELECT ANOTHER CASE, BREAKOFF AND SELECT THE CORRECT CASE ID FROM THE IMS.

ENTER TEXT

Length 1

IS2 **is11resptype** R11 IS2 TYPE OF RESPONDENT
 op11proxy R11 IS2 PROXY

QUESTION TEXT:

SELECT TYPE OF RESPONDENT

CODES

- 1 SAMPLE PERSON (SP) BOX IS2C
- 2 PROXY

PROGRAMMER INSTRUCTIONS:

If IS2=2 (PROXY), SET PROXY FLAG = 1 (YES) AND DISPLAY APPROPRIATE PROXY DISPLAYS FOR ALL QUESTIONNAIRE ITEMS.

If PRELOAD DECEASED flag = 1 (YES) and code 1 is selected, display soft error message "SP WAS PREVIOUSLY

IDENTIFIED AS DECEASED. CONFIRM THAT SP IS STILL LIVING. IF SP IS DECEASED, SELECT CODE 2 FOR PROXY.

IS2A	is11reasnprx1	R11 IS2A PROXY REAS SP DEMENTIA
	is11reasnprx2	R11 IS2A PROXY REAS SP ILL
	is11reasnprx3	R11 IS2A PRXY REAS SP SPCH IMPAIR
	is11reasnprx4	R11 IS2A PRXY REAS SP HEAR IMPAIR
	is11reasnprx5	R11 IS2A PROXY REAS LANG BARRIER
	is11reasnprx6	R11 IS2A PROXY REAS TEMP UNAVAIL
	is11reasnprx7	R11 IS2A PROXY REAS DECEASED
	is11reasnprx9	R11 IS2A PROXY REAS OTHER

QUESTION TEXT:

SPECIFY REASON FOR PROXY

SELECT ALL THAT APPLY

CODES

1	DEMENTIA/COGNITIVE/MENTAL IMPAIRMENT REPORTED BY PROXY	BOX IS2C
2	SP TOO ILL/MAJOR PHYSICAL HEALTH ISSUES	BOX IS2C
3	SP SPEECH IMPAIRED	BOX IS2C
4	SP HEARING IMPAIRED	BOX IS2C
5	LANGUAGE BARRIER	BOX IS2C
6	SP TEMPORARILY UNAVAILABLE	IS2BC
7	SP DECEASED	BOX IS2C
91	OTHER (SPECIFY)	

PROGRAMMER INSTRUCTIONS:

Allow select all that apply.

If IS2A = 7 (DECEASED), display soft error message "YOU HAVE SELECTED SP DECEASED. IF SP IS STILL LIVING, SELECT A DIFFERENT OPTION. IF SP IS DECEASED, SELECT SUPPRESS TO CONFIRM."

If IS2A = 7 (DECEASED) AND 1-6 OR 91, display error message "INCONSISTENT ANSWER. SP DECEASED CANNOT BE SELECTED WITH OTHER PROXY REASONS."

IF PRELOAD DECEASED flag = 1 (YES) and code 7 not selected, display soft error message "SP WAS PREVIOUSLY IDENTIFIED AS DECEASED. CONFIRM THAT SP IS STILL LIVING. IF SP IS DECEASED, SELECT CODE 7, SP DECEASED."

If IS2A = 7 (DECEASED), set DECEASED flag = 1 (YES).

IS2B	IS2B	NOT ON FILE
-------------	-------------	-------------

QUESTION TEXT:

SPECIFY REASON FOR PROXY

ENTER TEXT

Length 50

PROGRAMMER INSTRUCTIONS

If IS2A = 6 (SP UNAVAILABLE), go to IS2B2.
Otherwise, go to BOX IS2C

IS2B2	is11tempres	R11 IS2B2 TEMPORARY RESIDENCE
--------------	--------------------	-------------------------------

QUESTION TEXT:

SPECIFY WHERE SP IS TEMPORARILY RESIDING
IF NEEDED, ASK: Where is {SP} currently residing or staying?

CODES

1	HOSPITAL	BOX IS2C
2	NURSING HOME/REHAB CENER	BOX IS2C
91	OTHER (SPECIFY)	
	REFUSED	BOX IS2C
	DON'T KNOW	BOX IS2C

IS2B3

IS2B3

NOT ON FILE

QUESTION TEXT:

SPECIFY OTHER PLACE SP IS TEMPORARILY RESIDING.

ENTER TEXT

Length

50

BOX IS2C

BOX IS2C

NOT ON FILE

If Part 2 (SP Activities), go to Section CD – Clock Drawing.
 IF IS1PRE = 1 (IN PERSON) AND DECEASED FLAG <> 1,(SP IS ALIVE) SET CAPI PHONE = 3 (FIP).
 IF IS1PRE = 2 (BY PHONE) AND DECEASED FLAG <> 1 (SP IS ALIVE)SET CAPI PHONE = 2 (LIP).
 IF IS1PRE = 2 (BY PHONE) AND DECEASED FLAG = 1 (SP IS DECEASED), SET CAPI PHONE = 1 (PHONE / LML) AND SETLML PHONE STATUS = 1(PHONE).
 IF IS1PRE = 1 (IN PERSON) AND DECEASEDFLAG= 1 (SP IS DECEASED), SET CAPI PHONE = 1 (PHONE/LML) AND SETLML PHONE STATUS = 2 (IN PERSON).
 IF CASE IS A RESTART (CAPI STATUS CODE 12) AND IS2=1 (SP) AND (SP AUDIO ASSENT=1 (YES) OR SP AUDIO ASSENT=2 (NO)), GO TO IS3.

 ELSE IF CASE IS A RESTART (CAPI STATUS CODE 12) AND IS2=2 (PROXY) AND (PROXY AUDIO ASSENT=1 (YES) OR PROXY AUDIO ASSENT=2 (NO)), GO TO IS3.

 ELSE GO TO IS2C.

IS2C

IS2C

NOT ON FILE

DISPLAY INSTRUCTIONS:

DO NOT DISPLAY RESPONSE CODES AND LABELS

QUESTION TEXT:

During the course of the study, we would like to record some of the questions and answers for training and data quality. I'd like to continue now, unless you have any questions.

 PRESS 1 AND ENTER TO CONTINUE

 IF RESPONDENT REFUSES TO ALLOW AUDIO RECORDING, PRESS 7 AND ENTER

CODES

1	CONSENT TO RECORDING	IS3
7	REFUSE CONSENT TO RECORD	IS2D

PROGRAMMER INSTRUCTIONS:

IF IS2c=1 (OK TO RECORD), SET AUDIORECORDING FLAG=1 (YES).
IF RESPONDENT TYPE AT IS2=1 (SP), SET SPAUDIOASSENT FLAG=1 (YES).
IF RESPONDENT TYPE AT IS2=2 (PROXY), SET PROXYAUDIOASSENT FLAG=1 (YES).

ELSE IF IS2c=7 (REFUSED TO RECORD), SET AUDIORECORDING FLAG =2 (NO).
IF RESPONDENT TYPE AT IS2=1 (SP), SET SPAUDIOASSENT FLAG = 2 (NO).
IF RESPONDENT TYPE AT IS2=2 (PROXY), SET PROXYAUDIOASSENT=2 (NO).

DO NOT DISPLAY THIS SCREEN ON BACK UP OR RESTARTS (CASE STATUS = 12 (STARTED) UNLESS
RESPONDENT TYPE IS CHANGED AT IS2 ON RESTART (CASE STATUS = 12 (STARTED)).

IS2D **IS2D** NOT ON FILE

QUESTION TEXT:

That's fine. The interview will not be recorded.

PRESS 1 AND ENTER TO CONTINUE

ENTER TEXT

Length

1

IS3 **IS3** NOT ON FILE

DISPLAY INSTRUCTIONS:

If IS2A=7 (SP DECEASED), display "was".
Otherwise, display "is".

QUESTION TEXT:

Before we start, I just want to confirm that {your/SP's} name {is/was} {SP'S FIRST NAME} {SP'S MIDDLE NAME} {SP'S LAST NAME}. Is that correct?

SPELL OUT SP'S NAME. CONFIRM SPELLING.

CODES

1 YES

BOX IS8

2 NO

PROGRAMMER INSTRUCTIONS:

If Breakoff at or before this screen, do not save any data and set case status = 11 (READY).

IS3A **IS3A** NOT ON FILE

DISPLAY INSTRUCTIONS:

Display preloaded SP name in the response fields.

Display "FIRST" in bold underlined text.

Display SP first name in fill as bold underlined.

If IS2A=7 (SP DECEASED), display "was".
Otherwise, display "is".

QUESTION TEXT:

What {is/was} the correct spelling of {your/SP's} full name?

{FIRST NAME} {MIDDLE NAME} {LAST NAME}

CORRECT FIRST NAME. CONFIRM SPELLING

ENTER TEXT

Length

25

PROGRAMMER INSTRUCTIONS:

Display IS3a, 3b, and 3c on the same screen.

IS3B

IS3B

NOT ON FILE

DISPLAY INSTRUCTIONS:

Display "MIDDLE" in bold underlined text.

Display SP middle name in fill as bold underlined.

If IS2A=7 (SP DECEASED), display "was".
Otherwise, display "is".

QUESTION TEXT:

What {is/was} the correct spelling of {your/SP's} full name?

{FIRST NAME} {MIDDLE NAME} {LAST NAME}

CORRECT MIDDLE NAME. CONFIRM SPELLING

PRESS ENTER IF NO MIDDLE NAME OR INITIAL

ENTER TEXT

Length

25

PROGRAMMER INSTRUCTIONS:

Display IS3a, 3b, and 3c on the same screen.

Allow empty.

IS3C

IS3C

NOT ON FILE

DISPLAY INSTRUCTIONS:

QUESTION TEXT:

What {is/was} the correct spelling of {your/SP's} full name?

{FIRST NAME} {MIDDLE NAME} {LAST NAME}

CORRECT LAST NAME. CONFIRM SPELLING

ENTER TEXT

Length

25

BOX IS8

BOX IS8

NOT ON FILE

If IS2 = 2 (PROXY), go to IS8.
Otherwise, go to Section RE - Residence.

IS8

IS8

NOT ON FILE

DISPLAY INSTRUCTIONS:

Display PERSON ROSTER with FIRST NAME, LAST NAME, and RELATIONSHIP TO SP.

QUESTION TEXT:

What is your name?

CHOOSE PERSON FROM LIST.

PROGRAMMER INSTRUCTIONS:

If existing ROSTER MEMBER selected, set PROXY RESP CURRENT INT FLAG = 1 for ROSTER MEMBER and go to IS11.

Otherwise, go to IS8A.

IS8A

IS8A

NOT ON FILE

DISPLAY INSTRUCTIONS:

Display "first" in bold underlined text.

QUESTION TEXT:

What is your full name?

ENTER FIRST NAME. CONFIRM SPELLING.

ENTER TEXT

Length

45

PROGRAMMER INSTRUCTIONS:

Display IS8A, IS8B, and IS8C on the same screen.

Write ROSTER MEMBER to next open position on PERSON ROSTER.

Set PROXY RESP CURRENT INT FLAG = 1 for ROSTER MEMBER.

IS8B

IS8B

NOT ON FILE

DISPLAY INSTRUCTIONS:

Display "middle" in bold underlined text.

QUESTION TEXT:

ENTER MIDDLE NAME. CONFIRM SPELLING

PRESS ENTER IF NO MIDDLE NAME OR INITIAL.

ENTER TEXT

Length

25

PROGRAMMER INSTRUCTIONS:

Display IS8A, IS8B, and IS8C on the same screen.

Allow empty.

IS8C

IS8C

NOT ON FILE

DISPLAY INSTRUCTIONS:

Display "last" in bold underlined text.

QUESTION TEXT:

ENTER LAST NAME. CONFIRM SPELLING

ENTER TEXT

Length

25

PROGRAMMER INSTRUCTIONS:

Display IS8A, IS8B, and IS8C on the same screen.

IS9

is11prxyrelat

R11 IS9 PROXY RELATIONSHIP TO SP

op11relatnshp

R11 RELASHIP TO SP UPDATE AND NEW

DISPLAY INSTRUCTIONS:

Display PROXY RELATIONSHIP CODE LIST.

QUESTION TEXT:

How are you related to {SP}?

IF NEEDED: Are you {his/her}.....?

CODE RELATIONSHIP OF PROXY TO SP

PRESS F1 FOR HELP SCREEN

CODES

- 2 SPOUSE/PARTNER
- 3 DAUGHTER
- 4 SON
- 5 DAUGHTER-IN-LAW
- 6 SON-IN-LAW
- 7 STEPDAUGHTER
- 8 STEPSON
- 9 SISTER
- 10 BROTHER
- 11 SISTER-IN-LAW
- 12 BROTHER-IN-LAW
- 13 MOTHER
- 14 STEPMOTHER
- 15 MOTHER-IN-LAW
- 16 FATHER
- 17 STEPFATHER
- 18 FATHER-IN-LAW
- 19 GRANDDAUGHTER
- 20 GRANDSON
- 21 NIECE
- 22 NEPHEW
- 23 AUNT
- 24 UNCLE
- 25 COUSIN
- 26 STEPDAUGHTER'S SON/DAUGHTER
- 27 STEPSON'S SON/DAUGHTER
- 28 DAUGHTER-IN-LAW'S SON/DAUGHTER
- 29 SON-IN-LAW'S SON/DAUGHTER
- 30 BOARDER/RENTER
- 31 PAID AIDE/HOUSEKEEPER/EMPLOYEE
- 32 ROOMMATE
- 33 EX-WIFE/EX-HUSBAND
- 34 BOYFRIEND/GIRLFRIEND
- 35 NEIGHBOR
- 36 FRIEND
- 37 SOMEONE/SERVICE AT THE PLACE SP LIVES/LIVED
- 91 OTHER RELATIVE
- 92 OTHER NONRELATIVE

PROGRAMMER INSTRUCTIONS:

If code = 2 (SPOUSE/PARTNER), 3 (DAUGHTER), 4 (SON), 7 (STEPDAUGHTER), OR 8 (STEPSON) selected for new addition to the roster, display soft error message, "UNLIKELY RESPONSE. REVIEW NAMES AND RELATIONSHIPS ON ROSTER AT IS8 TO MAKE SURE PERSON DOESN'T ALREADY EXIST ON THE ROSTER."

If 3 (daughter), 5 (daughter-in-law), 7 (stepdaughter), 9 (sister), 11 (sister-in-law), 13 (mother), 14 (stepmother), 15 (mother-in-law), 19 (granddaughter), 21 (niece), or 23 (aunt) selected, set IS10= 2 (female) and go to BOX IS11.

ELSE If 4 (son), 6(son-in-law), 8 (stepson), 10 (brother), 12 (brother-in-law), 16 (father), 17 (stepfather), 18 (father-in-law), 20 (grandson), 22 (nephew), or 24 (uncle) selected, set IS10 = 1 (male) and go to BOX IS11.

If IS9 = 91 or 92, go to IS9a.

Otherwise, GO TO IS10.

IS9A	IS9A	NOT ON FILE
-------------	-------------	-------------

QUESTION TEXT:

SPECIFY RELATIONSHIP OF PROXY TO {SP}

ENTER TEXT

Length

50

IS10	is11prxygender	R11 IS10 PROXY GENDER
	op11dgender	R11 D GENDER UPDATE AND NEW

QUESTION TEXT:

CODE GENDER OF PROXY

IF GENDER IS OBVIOUS, CODE WITHOUT ASKING

OTHERWISE ASK: What is your gender?

CODES

- | | |
|---|--------|
| 1 | MALE |
| 2 | FEMALE |

BOX IS11	BOX IS11	NOT ON FILE
-----------------	-----------------	-------------

Write PROXY relationship and gender to PERSON ROSTER.

IS11	is11famrrutin	R11 IS11 FAMILRTY SP DAILY ROUTIN
-------------	----------------------	-----------------------------------

DISPLAY INSTRUCTIONS:

If IS2A=7 (SP DECEASED), display "were" and "in the last month of {his/her} life" and "Were"
 Otherwise, display "are" and "Are".

QUESTION TEXT:

How familiar {are/were} you with {SP}'s daily routine {in the last month of {his/her} life}? {Are/Were} you very familiar, somewhat familiar, a little familiar, or not at all familiar?

CODES

- | | |
|---|-------------------|
| 1 | VERY FAMILIAR |
| 2 | SOMEWHAT FAMILIAR |
| 3 | A LITTLE FAMILIAR |

4 NOT AT ALL FAMILIAR
REFUSED
DON'T KNOW

BOX IS11A

BOX IS11A

NOT ON FILE

If IS2A=7 (DECEASED) or LAST INT INHOUSEHOLD flag=1 (YES) for proxy, go to BOX IS12A.

Else if proxy's relationship to SP = 35 or 37-40, go to BOX IS12A.

Otherwise, go to IS11A.

IS11A

is11proxlivsp

R11 IS11A PROXY LIVES W SP

op11prsninh

R11 OP IN HOUSEHOLD UPDATE AND
NEW

QUESTION TEXT:

Do you live with {SP}?

CODES

1 YES
2 NO
REFUSED
DON'T KNOW

PROGRAMMER INSTRUCTIONS:

If IS11A = 1 (YES), set INHOUSEHOLD flag = 1 (YES) for PROXY PERSON.

BOX IS12A

BOX IS12A

NOT ON FILE

If ROSTER MEMBER has PROXY RESP CURRENT INT flag = 1 (YES) and PROXY RESP LAST INT flag = 1 (YES) and relationship code = 3 (DAUGHTER), 4 (SON), 7 (STEPDAUGHTER), or 8 (STEPSON), or if ROSTER MEMBER was added in CURRENT INT and ROSTER MEMBER has relationship code = 3 (DAUGHTER), 4 (SON), 7 (STEPDAUGHTER), or 8 (STEPSON), or if ROSTER MEMBER was added in CURRENT INT and ROSTER MEMBER has INHOUSEHOLD flag = 1 (YES) and relationship code = 5-6, 9-24, go to IS12a.

Otherwise, go to Section RE - Residence.

IS12A

op11birthmth (Sensitive)

R11 OTHER PERSON MONTH OF BIRTH
UPDATE AND NEW

DISPLAY INSTRUCTIONS:

Display "MONTH" in underline text.

QUESTION TEXT:

What is your date of birth?

ENTER MONTH

ENTER NUMBER

Range 1 to 12
Soft Range 1 to 12
REFUSED
DON'T KNOW

PROGRAMMER INSTRUCTIONS:

Display IS12A, IS12B, and IS12C on the same screen.

IS12B**IS12B**

NOT ON FILE

DISPLAY INSTRUCTIONS:

Display "DAY" in underline text.

QUESTION TEXT:

[What is your date of birth?]

ENTER DAY

ENTER NUMBER

Range	1 to 31
Soft Range	1 to 31
REFUSED	
DON'T KNOW	

PROGRAMMER INSTRUCTIONS:

Display IS12A, IS12B, and IS12C on the same screen.

IS12C**op11birthyear(Sensitive)**R11 OTHER PERSON YEAR OF BIRTH
UPDATE AND NEW**DISPLAY INSTRUCTIONS:**

Display "YEAR" in underline text.

QUESTION TEXT:

[What is your date of birth?]

ENTER YEAR

ENTER NUMBER

REFUSED	
DON'T KNOW	

PROGRAMMER INSTRUCTIONS:

Display IS12A, IS12B, and IS12C on the same screen.

Hard range: CURRENT YEAR - 115.

Soft range: (CURRENT YEAR - 20) - (CURRENT YEAR - 75).

If IS12C violates hard range, display error message "YEAR OF BIRTH OUTSIDE OF RANGE. VERIFY WITH RESPONDENT AND RE-ENTER."

Write birth month, day, and year from IS12a, b, and c to the PERSON ROSTER for roster member.

If IS12A and IS12B and IS12C <> RF or DK, compute PERSON AGE as (CURRENT DATE - IS12a-c DOB) and prefill IS13.

Otherwise, go to Section RE - Residence.

IS13**op11age (Sensitive)**

R11 OTH PERSON AGE UPDATE AND NEW

op11dage

R11 D OP CAT AGE UPDATE AND NEW

DISPLAY INSTRUCTIONS:

For "CALCULATED AGE", display age computed at IS12.

QUESTION TEXT:

That makes you {CALCULATED AGE} today. Is that correct?

CODES

1	YES	Section RE
2	NO	IS12A
	REFUSED	Section RE
	DON'T KNOW	Section RE

PROGRAMMER INSTRUCTIONS:

If IS13 = 1 (YES), write PERSON AGE to PERSON ROSTER.

IS14

IS14

NOT ON FILE

QUESTION TEXT:

How old are you?

ENTER AGE

ENTER NUMBER

Range

18 to 110

REFUSED

DON'T KNOW

PROGRAMMER INSTRUCTIONS:

Hard range: 18-110.

If IS14 violates hard range, display error message "AGE OUTSIDE OF RANGE. VERIFY WITH RESPONDENT AND RE-ENTER."

Write PERSON AGE to PERSON ROSTER.

Go to Section RE – Residence.

Derived Variables From Items in IS Section	
r11d2intvrage	R11 D SP CAT AGE AT INTVW
r11dintvwrage (Sensitive)	R11 D AGE OF SP AT INTERVIEW
is11dproxyid	R11 D PROXY OPID
op11dage	R11 D OP CAT AGE UPDATE AND NEW
op11dgender	R11 D GENDER UPDATE AND NEW

NHATS Round 11

Section RE [RESIDENCE]

Sequence: 2

RE3

RE3

NOT ON FILE

DISPLAY INSTRUCTIONS:

If IS2A=7 (SP DECEASED), display “at the time {he/she} died” and “lived” and “Is that correct”.

Otherwise, display “lives” and “{Are you/Is SP} living at this address now”.

Display updated IMS Address 1, Address 2, City, State, Zip.

If DECEASED flag = 1 (YES) and FACILITY flag = 1 (YES), display preloaded LAST INT Facility name or from IMS if updated.

QUESTION TEXT:

Now I need to confirm {your/SP's} address {at the time {he/she} died}. According to our records, {you live}/{he/she}{{lives/lived} at [READ ADDRESS BELOW]

CONFIRM SPELLING

{Facility Name}
{Address 1}
{Address 2}
{City}, {State} {Zip}

IF COMPLETE ADDRESS NOT DISPLAYED OR ADDRESS IS A PO BOX, ENTER 2.

{Are you/Is SP} living at this address now}/{Is that correct}?

CODES

1	YES	RE4F
2	NO REFUSED DON'T KNOW	

BOX RE4

BOX RE4

NOT ON FILE

QUESTION TEXT:

If DECEASED flag = 1 (YES) and LAST INT Facility Name is not blank, go to RE4.

Otherwise, go to RE4a.

RE4

RE4

NOT ON FILE

DISPLAY INSTRUCTIONS:

Display preloaded SP address and facility name in the question text.

Display preloaded LAST INT facility name.

Display RE4a, 4b, 4c, 4d, and 4e on the same screen.

Display {Address 1}, {Address 2}, {City}, {State}, and {Zip} fields as lighter "grayed-out" text.

Display "facility name" as underlined text.

QUESTION TEXT:

What was {SP}'s facility name at the time {he/she} died?

CONFIRM SPELLING.

IF NO FACILITY NAME, ENTER 95.

{Facility Name}
{Address 1}
{Address 2}
{City}, {State} {Zip}

ENTER TEXT

Length

75

RE4A

RE4A

NOT ON FILE

DISPLAY INSTRUCTIONS:

Display preloaded SP address in the question text.
Display preloaded address line 1 in the response field if available.
Display RE4a, 4b, 4c, 4d, and 4e on the same screen.
Display {Address 2}, {City}, {State}, and {Zip} fields as lighter "grayed-out" text.
Display "address" as underlined text.

Display preloaded SP address in the question text.

If DECEASED flag = 1 (YES), display "was" and "at the time {he/she} died".
Otherwise, display "is".

QUESTION TEXT:

What {is/was} address {at the time {he/she} died?

CONFIRM SPELLING.

{Address 1}
{Address 2}
{City}, {State} {Zip}

ENTER TEXT

Length

25

RE4B

RE4B

NOT ON FILE

DISPLAY INSTRUCTIONS:

Display preloaded SP address in the question text
Display preloaded address line 2 in the response field if available
Display RE4a, 4b, 4c, 4d, and 4e on the same screen
Display {Address 1}, {City}, {State}, and {Zip} fields as lighter "grayed out" text.
Display "address" as underlined text

Display preloaded SP address in the question text.

If DECEASED flag = 1 (YES), display "was" and "at the time {he/she} died".
Otherwise, display "is".

QUESTION TEXT:

[What {is/was} {your/SP's} address {at the time {he/she} died?}]

CONFIRM SPELLING.

IF NO APT/SUITE NUMBER, PRESS ENTER TO CONTINUE.

{Address 1}

{Address 2}
{City}, {State} {Zip}

ENTER TEXT

Length

50

PROGRAMMER INSTRUCTIONS:

Allow empty

RE4C

re11spadsrcty (Restricted)

R11 RE SP ADDRESS CITY

DISPLAY INSTRUCTIONS:

Display preloaded SP address in the question text
Display preloaded city in the response field if available.
Display RE4a, 4b, 4c, 4d, and 4e on the same screen.
Display {Address 1}, {Address 2}, {State}, and {Zip} fields as lighter "grayed out" text.
Display "city" as underlined text.

Display preloaded SP address in the question text.

If DECEASED flag = 1 (YES), display "was" and "at the time {he/she} died".
Otherwise, display "is".

QUESTION TEXT:

[What {is/was} {your/SP's} city {at the time {he/she} died}?]

CONFIRM SPELLING

{Address 1}
{Address 2}
{City}, {State} {Zip}

ENTER TEXT

Length

25

RE4D

re11spadsrstt (Restricted)

R11 RE SP ADDRESS STATE

DISPLAY INSTRUCTIONS:

Display preloaded SP address in the question text
Display preloaded state in the response field if available.
Display RE4a, 4b, 4c, 4d, and 4e on the same screen.
Display {Address 1}, {Address 2}, {City}, and {Zip} fields as lighter "grayed out" text.
Display "state" as underlined text.

Display preloaded SP address in the question text.

If DECEASED flag = 1 (YES), display "was" and "at the time {he/she} died".
Otherwise, display "is".

QUESTION TEXT:

[What {is/was} {your/SP's} state {at the time {he/she} died}?]

TYPE THE FIRST LETTER OF THE STATE, THEN USE ARROW KEYS IF NEEDED TO LOCATE STATE, AND
PRESS ENTER TO SELECT

{Address 1}
{Address 2}
{City}, {State} {Zip}

ENTER TEXT

Length

2

PROGRAMMER INSTRUCTIONS:

Use lookup file of state names

RE4E

re11spadrszip (Restricted)

R11 RE SP ADDRESS ZIP CODE

DISPLAY INSTRUCTIONS:

Display preloaded SP address in the question text
Display preloaded zip code in the response field if available.
Display RE4a, 4b, 4c, 4d, and 4e on the same screen.
Display {Address 1}, {Address 2}, {City}, and {Zip} fields as lighter "grayed out" text.
Display "zip code" as underlined text.

Display preloaded SP address in the question text.

If DECEASED flag = 1 (YES), display "was" and "at the time {he/she} died".
Otherwise, display "is".

QUESTION TEXT:

[What {is/was} {your/SP's} zip code {at the time {he/she} died}:]

ENTER A 5-DIGIT ZIP CODE

{Address 1}
{Address 2}
{City}, {State} {Zip}

ENTER TEXT

Length 5

PROGRAMMER INSTRUCTIONS:

5-digit entry required. If less than 5 digits entered, display ErrorMessage #11.

Write updated Address 1, Address 2, City, State, and Zip fields to the IMS.

RE4F

re11spadrsnew

R11 RE4F SP ADDRESS SAME OR DIFF

DISPLAY INSTRUCTIONS:

If DECEASED FLAG = 1 (YES), display "DIED", "{Facility Name}, "was", "at the time {he/she} died", "{he/she} was",
and (" FACILITY NAME" if FACILITY NAME <> 95).
Otherwise, display "is", "now", and "LIVES".

Display current and last address fields in 2 columns.

For CURRENT ADDRESS, display updated Facility Name, Address 1, Address 2, City, State, and Zip fields from RE4a-e.

For LAST ADDRESS, display preloaded LAST INT Facility Name, LAST INT Address 1, LAST INT Address 2, LAST INT City, LAST INT State, and LAST INT Zip fields.

QUESTION TEXT:

SPECIFY IF SP {LIVES/DIED} AT SAME RESIDENCE AS LAST INTERVIEW:

CURRENT ADDRESS: LAST ADDRESS:
{Facility Name} {LAST INT Facility Name}
{Address 1} {LAST INT Address 1}
{Address 2} {LAST INT Address 2}
{City}, {State} {Zip} {LAST INT City}, {LAST INT State} {LAST INT Zip}

IF NEEDED: Is the place {you are/SP {is/was}} living at {now/at the time {he/she} died} the same place that {you were/{he/she} was} living at the time of the last interview?

ENTER 2 IF DIFFERENT RESIDENCE, INCLUDING AN APT# OR UNIT #.

ENTER 3 IF SAME RESIDENCE WITH MINOR ADDRESS CORRECTIONS (SPELLING, ZIP CODE{, FACILITY NAME})

CODES

- 1 YES, SAME ADDRESS
- 2 NO, DIFFERENT ADDRESS
- 3 YES, SAME ADDRESS WITH MINOR CORRECTIONS

PROGRAMMER INSTRUCTIONS:

If RE4f = 2 (DIFFERENT ADDRESS), set NEW RESIDENCE flag = 1 (YES).

If [RE4f = 1 (SAME ADDRESS) or 3 (SAME ADDRESS WITH CORRECTIONS)], set HOTYPE flag = LAST INT HOTYPE flag.

If [RE4f = 1 (SAME ADDRESS) or 3 (SAME ADDRESS WITH CORRECTIONS)] and LAST INT FACILITY flag = 1 (YES), set FACILITY flag = 1 (YES).

If [RE4f = 1 (SAME ADDRESS) or 3 (SAME ADDRESS WITH CORRECTIONS)] and LAST INT RETIREMENT COMMUNITY flag = 1 (YES), set RETIREMENT COMMUNITY flag = 1 (YES).

BOX RE5 **BOX RE5** NOT ON FILE

QUESTION TEXT:

If DECEASED flag = 1 (YES) and RE4f = 2 (DIFFERENT ADDRESS), go to BOX RE10.

Else if DECEASED flag = 1 (YES), go to RE12.

Otherwise, go to RE5.

RE5 **RE5** NOT ON FILE

QUESTION TEXT:

Is this {your/SP's} mailing address?

CODES

- 1 YES BOX RE7
- 2 NO BOX RE7
- REFUSED BOX RE7
- DON'T KNOW BOX RE7

RE6A **RE6A** NOT ON FILE

DISPLAY INSTRUCTIONS:

Display RE6a, 6b, 6c, 6d, and 6e on the same screen
Display "address" as underlined text.

QUESTION TEXT:

What is {your/SP's} mailing address?

CONFIRM SPELLING

ENTER TEXT

Length 25

RE6B **RE6B** NOT ON FILE

DISPLAY INSTRUCTIONS:

Display RE6a, 6b, 6c, 6d, and 6e on the same screen
Display “address” as underlined text.

QUESTION TEXT:

[What is {your/SP’s} mailing address?]

CONFIRM SPELLING

IF NO APT/SUITE NUMBER, PRESS ENTER TO CONTINUE

ENTER TEXT

Length 50

PROGRAMMER INSTRUCTIONS:

Allow empty

RE6C

RE6C

NOT ON FILE

DISPLAY INSTRUCTIONS:

Display RE6a, 6b, 6c, 6d, and 6e on the same screen
Display “city” as underlined text.

QUESTION TEXT:

[What is {your/SP’s} mailing city?]

CONFIRM SPELLING

ENTER TEXT

Length 25

RE6D

RE6D

NOT ON FILE

DISPLAY INSTRUCTIONS:

Display RE6a, 6b, 6c, 6d, and 6e on the same screen
Display “state” as underlined text.

QUESTION TEXT:

[What is {your/SP’s} mailing state?]

TYPE THE FIRST LETTER OF THE STATE, THEN USE ARROW KEYS IF NEEDED TO LOCATED STATE, AND
PRESS ENTER TO SELECT

ENTER TEXT

Length 2

PROGRAMMER INSTRUCTIONS:

Use lookup file of state names

RE6E

RE6E

NOT ON FILE

DISPLAY INSTRUCTIONS:

Display RE6a, 6b, 6c, 6d, and 6e on the same screen
Display “zip code” as underlined text.

QUESTION TEXT:

[What is {your/SP’s} mailing zip code?]

ENTER A 5-DIGIT ZIP CODE

ENTER TEXT

Length

5

PROGRAMMER INSTRUCTIONS:

5-digit entry required. If less than 5 digits entered, display Error Message #11.

BOX RE7

BOX RE7

NOT ON FILE

QUESTION TEXT:

If CAPI PHONE <> 3 (FIP), set RE7 = 2 (NO), and go to BOX RE8.

Otherwise, go to RE7.

RE7

re11intplace

R11 RE7 SP INT AT PLACE OF RES

DISPLAY INSTRUCTIONS:

For CURRENT ADDRESS, display updated Facility Name, Address 1, Address 2, City, State, and Zip fields from RE4a-e.

QUESTION TEXT:

SPECIFY IF INTERVIEW IS BEING CONDUCTED AT SP'S PLACE OF RESIDENCE.

CURRENT ADDRESS:

{Facility Name}

{Address 1}

{Address 2}

{City}, {State} {Zip}

IF NEEDED ASK: Is this address where {you are/SP is} currently living?

CODES

2

NO

PROGRAMMER INSTRUCTIONS:

If RE7 = 1 (YES), set INT AT PLACE OF RESIDENCE flag = 1 (YES).

BOX RE8

BOX RE8

NOT ON FILE

QUESTION TEXT:

If NEW RESIDENCE flag <> 1 (YES), set CURRENT INT STRUCTURE flag = LAST INT STRUCTURE flag, and go to Section HC – HEALTH CONDITIONS.

Otherwise, go to RE8.

RE8

re11newstrct

R11 RE8 NEW RESID PHYS STRUC IN R10

re11dresistrct

R11 D RESIDNCE PHYSICAL STRUCTUR

DISPLAY INSTRUCTIONS:

If INT AT PLACE OF RESIDENCE FLAG = 1 (YES), display “CODE PHYSICAL STRUCTURE OF SP'S RESIDENCE.” and “IF SP OCCUPIES ONE ROOM OF A FREE-STANDING OR ATTACHED SINGLE HOUSE, SELECT THE CODE THAT DESCRIBES THE OVERALL PHYSICAL STRUCTURE.”

Otherwise, display “SHOWCARD RE1” and “Which of these best describes the physical structure of the building where {you live/SP lives}?”.

QUESTION TEXT:

Which of the following best describes the physical structure of the building where {you live/SP lives}? Would you say a free-standing single home, a single house but attached to others, a mobile home or trailer, or a multi-unit building?

{IF SP OCCUPIES ONE ROOM OF A FREE-STANDING OR ATTACHED SINGLE HOUSE, SELECT THE CODE THAT DESCRIBES THE OVERALL PHYSICAL STRUCTURE.}

CODES

1	FREE-STANDING (DETACHED) SINGLE HOUSE	BOX RE10
2	SINGLE HOUSE BUT ATTACHED TO OTHERS (ROW HOUSE, TOWNHOUSE, DUPLEX, TRIPLEX, OR TRIPLE DECKER)	BOX RE10
3	MOBILE HOME OR TRAILER	BOX RE10
4	MULTI-UNIT (2+) BUILDING	RE9
91	OTHER (SPECIFY)	

PROGRAMMER INSTRUCTIONS:

If 1, 2, or 3 is selected set CURRENT INT STRUCTURE flag=1 (HOUSE) and use display text of "home"
 Else if 4 is selected set CURRENT INT STRUCTURE flag=2 (MULTI-UNIT) and use display text of "building"
 Else if 91 is selected set CURRENT INT STRUCTURE flag=3 (OTHER) and use display text of "building"
 IF RE1 = 91 (OTHER), display soft error message "YOU HAVE SELECTED OTHER TYPE OF STRUCTURE. SELECT THE STRUCTURE THAT LOOKS MOST LIKE SP'S RESIDENCE:
 CODE 1 "FREE-STANDING (DETACHED) SINGLE HOUSE"
 CODE 2 "SINGLE HOUSE BUT ATTACHED TO OTHERS"
 CODE 3 "MOBILE HOME OR TRAILER"
 CODE 4 "MULTI-UNIT (2+) BUILDING"

RE8A	RE8A	NOT ON FILE
-------------	-------------	-------------

QUESTION TEXT:

SPECIFY TYPE OF STRUCTURE

ENTER TEXT

Length 25

RE9	re11newblgfl	R11 RE9 NEW RESID BLDG FLOORS IN R10
	re11dbldg	R11 D SP BLDG MORE THAN ONE FLOOR

DISPLAY INSTRUCTIONS:

If INT AT PLACE OF RESIDENCE FLAG = 1 (YES), display "CODE NUMBER OF FLOORS OF STRUCTURE".

Otherwise, display "Does the building where {you live/SP lives/SP was living at the time {he/she} died} have one floor or more than one floor?"

QUESTION TEXT:

{CODE NUMBER OF FLOORS OF STRUCTURE/Does the building where {you live/SP lives} have one floor or more than one floor?}

CODES

1	BUILDING HAS ONE FLOOR
2	BUILDING HAS MULTIPLE FLOORS

PROGRAMMER INSTRUCTIONS:

If 1 is selected, set CURRENT INT NUMFLOORS flag=1
 If 2 is selected, set CURRENT INT NUMFLOORS flag=2

BOX RE10	BOX RE10	NOT ON FILE
-----------------	-----------------	-------------

If NEW RESIDENCE flag = 1 (YES), go to RE10.

Else if DECEASED flag = 1 (YES), go to RE11.

Otherwise, go to Section HC – Health Conditions.

RE10	re11mthmove	R11 RE10 MONTH MOVED NEW ADDRESS
-------------	--------------------	----------------------------------

QUESTION TEXT:

In what month and year since {LAST INT MONTH AND YEAR}, did {SP} move to {Address 1}, {City}, {State} {Zip}?

ENTER MONTH

CODES

- 1 JANUARY
- 2 FEBRUARY
- 3 MARCH
- 4 APRIL
- 5 MAY
- 6 JUNE
- 7 JULY
- 8 AUGUST
- 9 SEPTEMBER
- 10 OCTOBER
- 11 NOVEMBER
- 12 DECEMBER
- REFUSED
- DON'T KNOW

RE10B
RE10B

RE10B

re11yearmove

R11 RE10B YEAR MOVED NEW ADDRESS

QUESTION TEXT:

In what month and year since {LAST INT MONTH AND YEAR}, did {SP} move to {Address 1}, {City}, {State} {Zip}?

ENTER 4-DIGIT YEAR

ENTER NUMBER

- REFUSED
- DON'T KNOW

PROGRAMMER INSTRUCTIONS:

Soft Range: CURRENT YEAR-1 to CURRENT YEAR

Hard Range: R1 INT YEAR to CURRENT YEAR

If combined month and year date is before date of last interview, display soft error message #15.

BOX RE11

BOX RE11

NOT ON FILE

If DECEASED flag = 1 (YES), go to RE11.

Otherwise, go to Section HC – Health Conditions.

RE11

re11placedec

R11 RE11 CARE AT PLACE SP DIED

QUESTION TEXT:

Was this the kind of place that provides care, such as an assisted living facility, board and care home, nursing home, or other long term care facility?

CODES

- 1 YES
- 2 NO
- REFUSED
- DON'T KNOW

PROGRAMMER INSTRUCTIONS:

If RE11 = 1 (YES), set FACILITY flag = 1 (YES).

RE12

re11alonedec

R11 RE12 LIVED ALONE AT DEATH

QUESTION TEXT:

At the time of {SP}'s death, was {he/she} living alone?

CODES

1 YES
2 NO
REFUSED
DON'T KNOW

PROGRAMMER INSTRUCTIONS:

Go to Section PD – Place of Death.

Derived Variables from items in RE Section

re11dcensdiv	R11 D SP CENSUS DIVISION
re11dresistrct	R11 D RESIDNCE PHYSICAL
re11dbldg	R11 D SP BLDG MORE THAN ONE FLOOR

Flag Variables Set in RE Section

f111structure	R11 F RE STRUCTURE OF SP DWELLING
f111resnew	R11 F RE NEW RESIDENCE ROUTING FLAG
f111facility	R11 F RE ROUTING FLAG FROM RE4f HT3 5 6 7
f111hotype	R11 F RE HT TYPE OF HOME
f111retirecom	R11 F RE HT SP LIVES IN RETIREMT COM

Restricted Variables from items in RE Section

re11spadrscoy	R11 RE SP ADDRESS COUNTY
re11spfpscopy	R11 RE SP ADDRESS FIPS COUNTY
re11censtract	R11 RE SP CENSUS TRACT
re11spfpstscy	R11 RE SP ADDRESS FIPS STATE/COUNTY

NHATS Round 11

Section HC [HEALTH CONDITIONS]

Sequence: 3

HC1PRE

HC1PRE

NOT ON FILE

QUESTION TEXT:

Let's start with some questions about {your/SP's} health.

PRESS 1 AND ENTER TO CONTINUE

HC1

hc11health

R11 HC1 OVERALL HEALTH CONDITION

QUESTION TEXT:

Would you say that in general {your/SP's} health is excellent, very good, good, fair, or poor?

CODES

- | | |
|---|------------|
| 1 | EXCELLENT |
| 2 | VERY GOOD |
| 3 | GOOD |
| 4 | FAIR |
| 5 | POOR |
| | REFUSED |
| | DON'T KNOW |

HC2

hc11disescn1

R11 HC2 SP HAD HEART ATTACK

hc11disescn2

R11 HC2 SP HAS HEART DISEASE

hc11disescn3

R11 HC2 SP HAS HIGH BLOOD PRESS

hc11disescn4

R11 HC2 SP HAS ARTHRITIS

hc11disescn5

R11 HC2 SP HAS OSTEOPOROSIS

hc11disescn6

R11 HC2 SP HAS DIABETES

hc11disescn7

R11 HC2 SP HAS LUNG DISEASE

hc11disescn8

R11 HC2 SP HAD STROKE

hc11disescn9

R11 HC2 SP HAS DEMENTIA OR ALZH

hc11disescn10

R11 HC2 SP HAS CANCER

DIPLAY INSTRUCTIONS:

Use "Same Question Stem" display

If at HC2a, do not display question text in brackets.

Otherwise, display question text in brackets.

QUESTION TEXT:

{ } We are interested in new health conditions that {you have/SP has} learned about this year. Since the time of the last interview in {LAST INT MONTH AND YEAR}, has a doctor told {you/him/her} that {you/he/she} had{ }

{variable text [a-j]}

RESPONSE [1] a. a heart attack or myocardial infarction?
 RESPONSE [2] b. any heart disease including angina or congestive heart failure?
 RESPONSE [3] c. high blood pressure or hypertension?
 RESPONSE [4] d. arthritis (including osteo or rheumatoid arthritis)?
 RESPONSE [5] e. osteoporosis or thinning of the bones?
 RESPONSE [6] f. diabetes?
 RESPONSE [7] g. lung disease, such as emphysema, asthma, or chronic bronchitis?
 RESPONSE [8] h. a stroke?
 RESPONSE [9] i. dementia or Alzheimer's Disease?
 RESPONSE [10] j. cancer

CODES

1 YES
 2 NO
 7 PREVIOUSLY REPORTED
 REFUSED
 DON'T KNOW

PROGRAMMER INSTRUCTIONS:

Array the responses and Variable text columns in the panel.

Display 'variable text' in the a-j sequence until all rows have been displayed.

Do not display response code 7 (PREVIOUSLY REPORTED).

If LAST INT HC2b, c, d, e, f, g, or i = 1 (YES), set corresponding CURRENT INT variable = 7 (PREVIOUSLY REPORTED).

BOX HC3

BOXHC3

NOT ON FILE

QUESTION TEXT:

If HC2j = 1 (YES,CANCER), go to HC3.
 Otherwise, go to BOX HC4.

HC3

hc11cancerty1	R11 HC3 SP HAD SKIN CANCER
hc11cancerty2 (Sensitive)	R11 HC3 SP HAD BREAST CANCER
hc11cancerty3 (Sensitive)	R11 HC3 SP HAD PROSTATE CANCER
hc11cancerty4 (Sensitive)	R11 HC3 SP HAD BLADDER CANCER
hc11cancerty5 (Sensitive)	R11 HC3 SP HAD CRV OVRN UTRN CNCR
hc11cancerty6 (Sensitive)	R11 HC3 SP HAD COLON CANCER
hc11cancerty7 (Sensitive)	R11 HC3 SP HAD KIDNEY CANCER
hc11cancerty8 (Sensitive)	R11 HC3 SP HAD OTHER CANCER

DISPLAY INSTRUCTIONS:

If IS4=1 (SP is male), display "prostate cancer," and response code 3.

QUESTION TEXT:

Was that skin cancer, breast cancer, {prostate cancer,} or some other type?
 SELECT ALL THAT APPLY

CODES

1

CODE ALL THAT APPLY

SKIN CANCER

HC5

2	BREAST CANCER	HC5
3	{PROSTATE CANCER}	HC5
4	BLADDER CANCER	
5	CERVICAL/OVARIAN/UTERINE CANCER	HC5
6	COLON CANCER	HC5
7	KIDNEY CANCER	HC5
91	OTHER TYPE OF CANCER (SPECIFY)	HC5
	REFUSED	HC5
	DON'T KNOW	HC5

PROGRAMMER INSTRUCTIONS:

Allow code all that apply

HC3B

HC3B

NOT ON FILE

QUESTION TEXT:

SPECIFY TYPE OF CANCER

IF NEEDED: What type of cancer was this?

ENTER TEXT

Length

50

REFUSED

DON'T KNOW

HC5

hc11brokebon1

R11 HC5A SP BROKEN OR FRACT HIP

hc11brokebon2

R11 HC5B SP OTHR BRKN FRACT BONE

DISPLAY INSTRUCTIONS:

Use "Same Question Stem" display.

If at HC5a, do not display question text in brackets.

Otherwise, display question text in brackets.

QUESTION TEXT:

{[] Since the time of the last interview in {LAST INT MONTH AND YEAR}, has a doctor told {you/SP} that {you/he/she} had{[]}

{variable text [a-b]}

RESPONSE [1] a. a broken or fractured hip?

RESPONSE [2] b. other broken or fractured bones?

CODES

1

YES

2

NO

REFUSED

DON'T KNOW

PROGRAMMER INSTRUCTIONS:

Array the responses and Variable text columns in the panel.

Display 'variable text' in the a-b sequence until all rows have been displayed.

HC5A**hc11coviddoc**

R11 HC5A SP TOLD HAD COVID-19 BY DOCTOR

DISPLAY INSTRUCTIONS:

Display “definitely” and “possibly” in underlined text.

QUESTION TEXT:

Has a doctor ever told {you/SP} that {you/he/she} definitely or possibly had COVID-19?

CODES

- | | |
|---|-----------------|
| 1 | YES, DEFINITELY |
| 2 | YES, POSSIBLY |
| 3 | NO |
| | REFUSED |
| | DON'T KNOW |

HC5B**hc11covidtest**

R11 HC5B SP EVER BEEN TESTED FOR COVID-19

QUESTION TEXT:

{Have you/Has SP} ever been tested for COVID-19?

CODES

- | | | |
|---|------------|------|
| 1 | YES | |
| 2 | NO | HC5D |
| | REFUSED | |
| | DON'T KNOW | |

HC5C**hc11positive**

R11 HC5C POSITIVE COVID-19 TEST

QUESTION TEXT:

{Have {you/Has SP} had a positive test result, meaning {you/he/she} had COVID-19?

CODES

- | | |
|---|------------|
| 1 | YES |
| 2 | NO |
| | REFUSED |
| | DON'T KNOW |

HC5D**hc11symptoms**

R11 HC5D SP HAD SYMPTOMS COVID-19

DISPLAY INSTRUCTIONS:

If [HC5A= 3(NO, DK, or RF)] and [HC5B= 2 (NO, DK, or RF)], display: “that led {you/him/her} to believe that {you/he/she} had COVID-19?”

Otherwise display: “of”

QUESTION TEXT:

{Have you/Has SP} had symptoms {that led {you/him/her} to believe that {you/he/she} had/of} COVID-19?

CODES

- | | | |
|---|---------|----------|
| 1 | YES | |
| 2 | NO | BOX HC5H |
| | REFUSED | BOX HC5H |

DON'T KNOW

BOX HC5H

HC5E

hc11sympvl

R11 HC5E HOW BAD WERE COVID-19 SYMPTOMS

QUESTION TEXT:

When {your/his/her} COVID-19 symptoms were at their worst, were they mild, moderate, severe or very severe?

CODES

- 1 MILD
- 2 MODERATE
- 3 SEVERE
- 4 VERY SEVERE
- REFUSED
- DON'T KNOW

HC5F

hc11effects

R11 HC5F STILL HAVING HEALTH EFFECTS FROM COVID-19

QUESTION TEXT:

{Are you/Is SP} still having health effects from COVID-19?

CODES

- 1 YES
- 2 NO
- REFUSED
- DON'T KNOW

HC5G

hc11effectslen

R11 HC5G COVID-19 HEALTH EFFECTS LENGTH

DISPLAY INSTRUCTIONS:

If HC5F=1 (YES) display “{have you/has SP} had”;
Otherwise display “did {your/his/her}” and “last”.

QUESTION TEXT:

How long {{have you/has SP} had}/{did {your/his/her}} symptoms or health effects from COVID-19 {last}?
Would you say less than a week, 1-2 weeks, 3-4 weeks, 1-2 months, or more than 2 months?

CODES

- 1 LESS THAN A WEEK
- 2 1 – 2 WEEKS
- 3 3– 4 WEEKS
- 4 1 – 2 MONTHS
- 5 MORE THAN 2 MONTHS
- REFUSED
- DON'T KNOW

BOX HC5H

BOXHC5H

NOT ON FILE

If VACCINE Flag = 1 (YES), go to HC5H.
Otherwise, go to Box HC6.

HC5H**hc11vaccine**

R11 HC5H SP VACCINATED FOR COVID-19

QUESTION TEXT:

{Have you/Has SP} been vaccinated for COVID-19?

CODES

1	YES	
2	NO	HC5J
	REFUSED	Box HC6
	DON'T KNOW	Box HC6

HC5I**hc11vaccinemth**

R11 HC5I MONTH SP VACCINATED FOR COVID-19

QUESTION TEXT:

In what month {were you/was SP} vaccinated?

CODES

1	JANUARY
2	FEBRUARY
3	MARCH
4	APRIL
5	MAY
6	JUNE
7	JULY
8	AUGUST
9	SEPTEMBER
10	OCTOBER
11	NOVEMBER
12	DECEMBER
	REFUSED
	DON'T KNOW

PROGRAMMER INSTRUCTIONS:

All responses go to Box HC6.

HC5J**hc11vaccinetry**

R11 HC5J SP TRIED TO GET COVID-19 VACCINE

QUESTION TEXT:

{Have you/Has SP} tried to get a COVID-19 vaccination?

CODES

1	YES
2	NO
	REFUSED
	DON'T KNOW

HC7**hc11hosptstay**

R11 HC7 SP HOSP STAY LAST 12MOS

QUESTION TEXT:

{Have you/Has SP} had an overnight hospital stay since the time of the last interview in {LAST INT MONTH

AND YEAR}?

CODE

1	YES	
2	NO	HC9PRE
	REFUSED	HC9PRE
	DON'T KNOW	HC9PRE

PROGRAMMER INSTRUCTIONS:

Display month as word.

HC8

hc11hosovrnht

R11 HC8 SP NUM OF HOSP STAYS

QUESTION TEXT:

How many separate overnight hospital stays {have you/has SP} had since the time of the last interview in {LAST INT MONTH AND YEAR}? By hospital stay, we mean a time when {you/SP} stayed at least one night in the hospital.

ENTER NUMBER

Range	1 to 365
Soft Range	1 to 12
REFUSED	
DON'T KNOW	

PROGRAMMER INSTRUCTIONS:

Numeric field length 3.
Hard range 1-365
Soft range 1-12

HC9PRE

HC9PRE

NOT ON FILE

QUESTION TEXT:

Next I have a few questions about any types of surgery {you/SP} may have had since the time of the last interview in {LAST INT MONTH AND YEAR}.

HC9

hc11knesrgyr

R11 HC9B KNEE SURGERY IN 12 MNTHS

hc11hipsrgyr

R11 HC10B HIP SURG IN 12 MNTHS

hc11catsrgyr

R11 HC11B CATER SURG IN 12 MNTHS

hc11backsrgyr

R11 HC12B BCK SPNE SURGR 12 MNTHS

hc11hartsrgyr

R11 HC13B HEART SURGERY 12 MONTHS

DISPLAY INSTRUCTIONS:

Use "Same Question Stem" display.

If at HC9b, do not display question text in brackets.
Otherwise, display question text in brackets.

QUESTION TEXT:

{[}Since {LAST INT MONTH AND YEAR}, did {you/SP} have... }

{variable text [9b-13b]}

RESPONSE [1] 9B. knee surgery?

IF NEEDED: Knee surgery includes knee repair or replacement.

RESPONSE [2] 10B. hip surgery?

IF NEEDED: Hip surgery includes hip repair or replacement.

RESPONSE [3] 11B. cataract surgery?

RESPONSE [4] 12B. back or spine surgery?

RESPONSE [5] 13B. heart surgery?

IF NEEDED: Heart surgery includes a bypass, valve surgery, a pacemaker, or a stent.

CODES

1	YES
2	NO
	REFUSED
	DON'T KNOW

PROGRAMMER INSTRUCTIONS:

Array the responses and variable text columns in the panel.

Display "variable text" in the 9B-13B sequence until all rows have been displayed.

HC14PRE

HC14PRE

NOT ON FILE

QUESTION TEXT:

These next few questions are about falling down. By falling down we mean any fall, slip, or trip in which you lose your balance and land on the floor or ground or at a lower level.

PRESS 1 AND ENTER TO CONTINUE

HC14

hc11fllsinmth

R11 HC14 FALL DOWN IN LAST MONTH

DISPLAY INSTRUCTIONS:

Display "last month" in bold underlined text.

QUESTION TEXT:

In the last month, {have you/has SP} fallen down?

CODES

1	YES
2	NO
	REFUSED
	DON'T KNOW

HC15

hc11worryfall

R11 HC15 WORRIED ABOT FALLNG DOWN

DISPLAY INSTRUCTIONS:

Display "last month" in bold underlined text.

QUESTION TEXT:

In the last month, did {you/SP} worry about falling down?

CODES

1	YES	
2	NO	BOX HC17
	REFUSED	BOX HC17

DON'T KNOW

BOX HC17

HC16

hc11worrylimt

R11 HC16 WORRY EVR LIMT ACTIVITIES

DISPLAY INSTRUCTIONS:

Display "last month" in bold underlined text.

QUESTION TEXT:

In the last month, did this worry ever limit {your/SP's} activities?

CODES

- 1 YES
- 2 NO
- REFUSED
- DON'T KNOW

BOX HC17

BOX HC17

NOT ON FILE

QUESTION TEXT:

If HC14 = 1 (YES), go to HC18.
Otherwise, go to HC17.

HC17

hc11faleninyr

R11 HC17 FALLEN DOWN IN 12 MONTHS

QUESTION TEXT:

Since {LAST INT MONTH AND YEAR} {have you/has SP} fallen down?

IF NEEDED: By falling down we mean any fall, slip, or trip in which you lose your balance and land on the floor or ground or at a lower level.

CODES

- 1 YES
 - 2 NO
 - REFUSED
 - DON'T KNOW
- HC19
HC19
HC19

HC18

hc11multifall

R11 HC18 FALLEN DWN MORE THN ONCE

QUESTION TEXT:

Since {LAST INT MONTH AND YEAR} {have you/has SP} fallen down more than one time?

CODES

- 1 YES
- 2 NO
- REFUSED
- DON'T KNOW

HC19

hc11depresan1

R11 HC19A SP LITTLE INTERST PLEAS

hc11depresan2

R11 HC19B SP DOWN DEPRES HOPELESS

hc11depresan3

R11 HC19C SP NERVOUS ANXIOUS

hc11depresan4

R11 HC19D SP UNABLE TO STOP WORRY

DISPLAY INSTRUCTIONS:

Use "Same Question Stem" display

If at HC19a, do not display question text in brackets.
Otherwise, display question text in brackets.

QUESTION TEXT:

```

SHOW CARD HC1

{{Over the last month, how often {have you/has SP}{{}}

{variable text [a-d]}

RESPONSE [1] a. had little interest or pleasure in doing things?
RESPONSE [2] b. felt down, depressed, or hopeless?
RESPONSE [3] c. felt nervous, anxious, or on edge?
RESPONSE [4] d. been unable to stop or control worrying?

{{Not at all, several days, more than half the days, or nearly every day?{{}}

```

CODES

- 1 NOT AT ALL
- 2 SEVERAL DAYS
- 3 MORE THAN HALF THE DAYS
- 4 NEARLY EVERY DAY
- REFUSED
- DON'T KNOW

PROGRAMMER INSTRUCTIONS:

Array the responses and Variable text columns in the panel.
Display 'variable text' in the a-d sequence until all rows have been displayed.

HC20PRE	HC20PRE	NOT ON FILE
----------------	----------------	--------------------

QUESTION TEXT:

```

The next few questions are about how {you have/SP has} been sleeping.

PRESS 1 AND ENTER TO CONTINUE

```

HC20	hc11aslep30mn	R11 HC20 OVER 30 MIN FALL ASLEEP
-------------	----------------------	---

DISPLAY INSTRUCTIONS:

Display "last month" in bold underlined text.

QUESTION TEXT:

```

SHOW CARD HC2

In the last month how often did it take {you/SP} more than 30 minutes to fall asleep? Would you say every night,
most nights, some nights, rarely, or never?

```

CODES

- 1 EVERY NIGHT (7 NIGHTS A WEEK)
- 2 MOST NIGHTS (5-6 NIGHTS A WEEK)
- 3 SOME NIGHTS (2-4 NIGHTS A WEEK)

- 4 RARELY (ONCE A WEEK OR LESS)
- 5 NEVER
- REFUSED
- DON'T KNOW

HC21

hc11trbfbalbck

R11 HC21 TROBLE FALLNG BCK ASLEEP

DISPLAY INSTRUCTIONS:

Display "last month" in bold underlined text.

QUESTION TEXT:

SHOW CARD HC3

(In the last month) on nights when {you/SP} woke up before {you/he/she} wanted to get up, how often did {you/he/she} have trouble falling back asleep? Would you say every night, most nights, some nights, rarely, or never?

CODES

- 1 EVERY NIGHT
- 2 MOST NIGHTS
- 3 SOME NIGHTS
- 4 RARELY
- 5 NEVER
- 7 DON'T WAKE UP/NOT A PROBLEM
- REFUSED
- DON'T KNOW

HC22

hc11sleepmed

R11 HC22 OFTN MEDICATE HELP SLEEP

DISPLAY INSTRUCTIONS:

Display "last month" in bold underlined text.

QUESTION TEXT:

SHOW CARD HC3

(In the last month) how often did {you/SP} take medication to help {you/him/her} sleep? Would you say every night, most nights, some nights, rarely, or never?

CODES

- 1 EVERY NIGHT (7 NIGHTS A WEEK)
- 2 MOST NIGHTS (5-6 NIGHTS A WEEK)
- 3 SOME NIGHTS (2-4 NIGHTS A WEEK)
- 4 RARELY (ONCE A WEEK OR LESS)
- 5 NEVER
- REFUSED
- DON'T KNOW

PROGRAMMER INSTRUCTIONS:

Go to Section HT – HOUSING TYPE

NHATS Round 11

Section HT [HOUSING TYPE]

Sequence: 4

BOX HT1 **BOX HT1** NOT ON FILE

If NEW RESIDENCE flag = 1 (YES), go to BOX HT3.

Otherwise, go to Section SE – Service Environment.

BOX HT3 **BOX HT3** NOT ON FILE

If RE8 = 1 (FREE STANDING) or RE8 =2 (SINGLE HOME, ATTACHED), go to HT3.

Otherwise, go to HT4

HT3 **ht11placedesc** R11 HT3 PLACE BEST DESCRIPTION

DISPLAY INSTRUCTIONS:

Display “BEST” in ALL CAPS and BOLD UNDERLINED text.

QUESTION TEXT:

Now, I’m going to read you a list of places. Which of these BEST describes this place? Would you say a private residence; a group home, board and care, or supervised housing; an assisted living facility or continuing care retirement community; or religious group quarters?

CODES

1	PRIVATE RESIDENCE	Box HT3b
2	A GROUP HOME, BOARD AND CARE, OR SUPERVISED HOUSING	Box HT3b
3	ASSISTED LIVING FACILITY OR CONTINUING CARE RETIREMENT COMMUNITY (CCRC)	Box HT3b
4	RELIGIOUS GROUP QUARTERS	Box HT3b
91	OTHER (SPECIFY)	

HT3A **HT3A** NOT ON FILE

QUESTION TEXT:

SPECIFY OTHER TYPE OF PLACE

ENTER TEXT

Length 25

PROGRAMMER INSTRUCTIONS:

Text length 25 char

BOX HT3B **BOX HT3B** NOT ON FILE

If HT3 = 2(Group Home) or 3(Assisted Living/CCRC), set FACILITY flag = 1(YES), set FACILITYTYPE flag =2 (OTHER FACILITY), and set FACILITY TASK flag = 1 (REQUIRED)

HT4 **ht11retiresen** R11 HT4 RETIRMNT CMMTY SEN HOUSIN

QUESTION TEXT:

Is {your/SP’s} home part of a retirement community or a senior housing community?

CODES

1	YES
2	NO
	REFUSED

DON'T KNOW

PROGRAMMER INSTRUCTIONS:

If HT4 = 1 (YES), set RETIREMENT COMMUNITY flag = 1 (YES).

BOX HT5

BOX HT5

NOT ON FILE

If FACILITY flag=1 (YES) and Facility Task = code 20 (COMPLETED), go to Box HT9a.

If FACILITY flag = 1 (YES) and FACILITY TASK flag=1 (REQUIRED), go to BOX HT9a.

Else if RETIREMENT COMMUNITY flag = 1, go to HT5

Else if STRUCTURE flag =2 (MULTIUNIT) or 3 (OTHER), go to HT5

Else set FACILITY TASK flag = 24 (NOT REQUIRED) and go to BOX HT11

HT5

ht11diffareun

R11 HT5 DIFF AREAS UNITS TO MOVE

QUESTION TEXT:

Does the place {you live/SP lives} have different areas or units that {you/{he/she}} can move to if {you need/{he/she} needs} care—like assisted living, a special unit for memory care, or a nursing home?

CODES

1	YES	BOX HT8
2	NO REFUSED DON'T KNOW	

HT6

ht11helpmedbd

R11 HT6 HELP W MEDS BATH DRESSING

QUESTION TEXT:

Does the place {you live/SP lives} offer help with medications or with activities such as bathing or dressing?

CODES

1	YES	BOX HT8
2	NO REFUSED DON'T KNOW	

HT7

ht11meals

R11 HT7 MEALS FOR RESIDENTS

QUESTION TEXT:

Does the place {you live/SP lives} offer meals for residents?

CODES

1	YES
2	NO REFUSED DON'T KNOW

BOX HT8

BOX HT8

NOT ON FILE

If HT5=1 (YES) or HT6=1 (YES) or HT7=1 (YES), set FACILITY TASK flag =1 (REQUIRED), set FACILITYTYPE flag = 2 (OTHER FACILITY), set FACILITY flag =1 (YES), and go to Box HT9a.

Else set Facility Task = code 24 (NOT REQUIRED) and go to BOX HT11

BOX HT9A**BOX HT9A**

NOT ON FILE

If FQSTATUS = code 20 (COMPLETED), display FACILITY NAME from FQ for facility name displays and go to HT10.

Else if preloaded IMS facility name field is not blank, go to HT9a.

Otherwise, go to HT9b.

HT9A**HT9A**

NOT ON FILE

DISPLAY INSTRUCTIONS:

Display preloaded IMS Facility Name.

QUESTION TEXT:

I have recorded {FACILITY NAME} as the name of the place where {you live/SP lives}. Is this correct?

IF PLACE NAME IS NOT DISPLAYED, ENTER 2.

CODES

1	YES	HT10
2	NO	
7	PLACE DOES NOT HAVE A NAME	HT10

PROGRAMMER INSTRUCTIONS:

If HT9A=1, display preloaded IMS facility name for facility name displays.

Otherwise, use null display for facility name displays.

IMS will pull FACILITY NAME from HT9A from NHATS Interview Task once task status = 20 (COMPLETE).

HT9B**HT9B**

NOT ON FILE

QUESTION TEXT:

Please tell me the name of the place where {you live/SP lives}.

CONFIRM SPELLING

ENTER TEXT

Length 75

PROGRAMMER INSTRUCTIONS:

Text length 75 char

Display FACILITY NAME from HT9b for facility name displays.

IMS will pull FACILITY NAME from HT9B from NHATS Interview Task once task status = 20 (COMPLETE).

HT10**ht11spacename**

R11 HT10 NAME OF LIVING SPACE

DISPLAY INSTRUCTIONS:

Display FACILITY name from FQ, preloaded IMS facility name or name entered from HT9b "at {FACILITY NAME/text from HT9b}". If no name collected, use null display.

QUESTION TEXT:

What {do you/does SP} call {your/his/her} private living space here {at {FACILITY NAME/text from HT9b}}? {Do you/Does SP} call this {your/his/her} apartment, room, unit, suite, or something else?

CODES

1	APARTMENT	Box HT11
2	ROOM	Box HT11

3	UNIT	Box HT11
4	SUITE	Box HT11
91	SOMETHING ELSE (SPECIFY	

HT10A	HT10A	NOT ON FILE
--------------	--------------	-------------

QUESTION TEXT:

SPECIFY NAME FOR PRIVATE LIVING SPACE

ENTER TEXT

Length 25

PROGRAMMER INSTRUCTIONS:

Text length 25 char

BOX HT11	BOX HT11	NOT ON FILE
-----------------	-----------------	-------------

IF HT10 = 1 (APARTMENT), SET HOTYPE FLAG = 2, AND USE DISPLAY TEXT OF "Apartment".

ELSE IF HT10= 2 (ROOM), SET HOTYPE FLAG = 3, AND USE DISPLAY TEXT OF "Room".

ELSE IF HT10= 3 (UNIT), SET HOTYPE FLAG = 4, AND USE DISPLAY TEXT OF "Unit".

ELSE IF HT10=4 (SUITE), SET HOTYPE flag =5, and use display text of "suite".

ELSE IF HT10 = 91 (OTHER), SET HOTYPE flag = 6, AND USE DISPLAY TEXT ENTERED AT HT10A (OTHER).

ELSE SET HOTYPE FLAG = 1, AND USE DISPLAY TEXT OF "Home".

Go to Section SE – Service Environment.

Flag Variables set in HT Section	
f11facility	R11 F RE ROUTING FLAG FROM RE4f HT3 5 6 7
f11hotype	R11 F RE HT TYPE OF HOME
f11retirecom	R11 F RE HT SP LIVES IN RETIREMT COM

NHATS Round 11

Section SE [SERVICE ENVIRONMENT]

Sequence: 5

BOX SE1PRE

BOX SE1PRE

NOT ON FILE

If FACILITY flag = 1 (YES), go to Section SE1PRE.
Else if RETIREMENT COMMUNITY flag = 1 (YES), go to SE1PRE.
Otherwise, go to Section HH - Household

SE1PRE

SE1PRE

NOT ON FILE

DISPLAY INSTRUCTIONS:

Display "offers" in underlined text.
If FQ task is completed, display [FACILITY NAME] from FQ.
Else if HT9a=1 (YES), display {FACILITY NAME} from IMS
Else if HT9b<>EMPTY, display {FACILITY NAME} from HT9b.
Otherwise, display "the place where {you live/SP lives}".

QUESTION TEXT:

Sometimes people live in places that offer care and other services and conveniences that help with daily activities.

I'm going to read you a list of services that may be available to people at {FACILITY NAME/the place where {you live/SP lives}}. Whether or not {you use/{he/she} uses} it, please tell me if {FACILITY NAME/the place where {you live/SP lives}} offers the following services.

If you are not sure, just say you don't know.

PRESS 1 AND ENTER TO CONTINUE.

BOX SE1

BOX SE1

NOT ON FILE

If HT7 = 1 (YES, MEALS OFFERED), code SE1A = 1 (YES) and go to SE1b.
Otherwise, go to SE1A.

SE1

se11servcoff1

R11 SE1 FAC SERVICES MEALS

se11servcoff2

R11 SE1 FAC SERVICES HELP W RX

se11servcoff3

R11 SE1 FAC SERV HELP BATH DRESS

se11servcoff4

R11 SE1 FAC SERVICES LAUNDRY

se11servcoff5

R11 SE1 FAC SERVICES HOUSEKEEP

se11servcoff6

R11 SE1 FAC SERV VAN TO DOCTOR

se11servcoff7

R11 SE1 FAC SRV VAN TO STORE EVNT

se11servcoff10

R11 SE1 FAC SERV FITNESS CTR

se11servcoff11

R11 SE1 FAC SERV WALKING AREA

se11servcoff8

R11 SE1 FAC SERV RECREATIONAL FAC

se11servcoff9

R11 SE1 FAC SERV SOCIAL EVENTS

se11servcoff12

R11 SE1 FAC SERV ONSITE HEALTH

se11servcoff13

R11 SE1 FAC SERV MED EMERGENCY SYSTEM

DISPLAY INSTRUCTIONS:

If FQ task is completed, display [FACILITY NAME] from FQ.

Else if HT9a=1 (YES), display {FACILITY NAME} from IMS.
 Else if HT9b<>EMPTY, display {FACILITY NAME} from HT9b.
 Otherwise, display "the place where {you live/SP lives}".

Use "Same Question Stem" display.

If at SE1a, do not display question text in brackets.
 If at SE1b and SE1a was not displayed, do not display question text in brackets.
 Otherwise, display question text in brackets.

QUESTION TEXT:

{ } Whether or not {you use/SP uses} it, does {FACILITY NAME/the place where {you live/SP lives}} offer residents { }

{variable text [a-m]}

- RESPONSE [1] a. meals in a common dining area or in their room?
- RESPONSE [2] b. help with medications?
- RESPONSE [3] c. help with bathing or dressing?
- RESPONSE [4] d. laundry service for linens or clothing?
- RESPONSE [5] e. housekeeping?
- RESPONSE [6] f. a van or shuttle to doctors or other medical care providers?
- RESPONSE [7] g. a van or shuttle to stores or events like concerts?
- RESPONSE [10] h. an indoor fitness center?
- RESPONSE [11] i. areas to walk for pleasure or exercise like an outdoor walking path?
- RESPONSE [8] j. other recreational facilities, like swimming pools, game rooms, or tennis courts, for residents?
- RESPONSE [9] k. organized social events and activities?
- RESPONSE [12] l. onsite health and wellness programs?
- RESPONSE [13] m. a medical emergency system to call someone for help?

CODES

- 1 YES
- 2 NO
- REFUSED
- DON'T KNOW

PROGRAMMER INSTRUCTIONS:

Array the responses and Variable text columns in the panel
 Display "variable text" in the a-m sequence until all rows have been displayed.

BOX SE2	BOX SE2	NOT ON FILE
If any item at SE1a-m = 1 (YES), go to SE2 Otherwise, go to Section HH - Household		
SE2	se11servused1	R11 SE2 SERVS USED MEALS
	se11servused2	R11 SE2 SERVS USED HELP W RX
	se11servused3	R11 SE2 SERVS USED HLP BATH DRESS
	se11servused4	R11 SE2 SERVS USED LAUNDRY
	se11servused5	R11 SE2 SERVS USED HOUSEKEEPING
	se11servused6	R11 SE2 SERVS USED VAN TO DOCTOR
	se11servused7	R11 SE2 SERVS USED VAN TO STORE
	se11servused10	R11 SE2 SERVS USED FITNESS CTR

se11servused11	R11 SE2 SERVS USED WALKING AREA
se11servused8	R11 SE2 SERVS USED RECREATION FAC
se11servused9	R11 SE2 SERVS USED SOCIAL EVENTS
se11servused12	R11 SE2 SERVS USED ONSITE HEALTH
se11servused13	R11 SE2 SERVS USED MED EMERGENCY SYSTEM

DISPLAY INSTRUCTIONS:

If FQ task is completed, display [FACILITY NAME} from FQ.
 Else if Ht9a=1 (YES), display {FACILITY NAME} from IMS.
 Else if HT9b<>EMPTY, display {FACILITY NAME} from HT9b.
 Otherwise, display "the place where {you live/SP lives}".

If SE1a = 1 (YES), display SE2a.
 If SE1b = 1 (YES), display SE2b.
 If SE1c = 1 (YES), display SE2c.
 If SE1d = 1 (YES), display SE2d.
 If SE1e = 1 (YES), display SE2e.
 If SE1f = 1 (YES), display SE2f.
 If SE1g = 1 (YES), display SE2g.
 If SE1h = 1 (YES), display SE2h.
 If SE1i = 1 (YES), display SE2i.
 If SE1j = 1 (YES), display SE2j.
 If SE1k = 1 (YES), display SE2k.
 If SE1l = 1 (YES), display SE2l.
 If SE1m = 1 (YES), display SE2m.

Use "Same Question Stem" display

If at first item, do not display question text in brackets.
 Otherwise, display question text in brackets.

Display "used" and "in the last month" in bold underlined text.

QUESTION TEXT:

{[}Now, for each of the services offered by {FACILITY NAME/the place where {you live/SP lives}}, please tell me whether {you have/SP has} used it in the last month.[}]

{variable text [a-M]}

RESPONSE [1] a. meals (in a common dining areas or in {your/SP's} own room)?

RESPONSE [2] b. help with medications?

RESPONSE [3] c. help with bathing or dressing?

RESPONSE [4] d. laundry services for linens or clothing?

RESPONSE [5] e. housekeeping?

RESPONSE [6] f. a van or shuttle to doctors or other medical providers?

RESPONSE [7] g. a van or shuttle to stores or events like concerts?

RESPONSE [8] h. an indoor fitness center?

RESPONSE [9] i. areas to walk for pleasure or exercise like an outdoor walking path?

RESPONSE [10] j. other recreational facilities, like swimming pools, game rooms, or tennis courts, for residents?

RESPONSE [11] k. organized social events and activities?

RESPONSE [12] l. onsite health and wellness programs?

RESPONSE [13] m. a medical emergency system to call someone for help?

CODES

- 1 YES
- 2 NO
- REFUSED
- DON'T KNOW

PROGRAMMER INSTRUCTIONS:

Array the responses and Variable text columns in the panel.
 Display "variable text" in the a-m sequence until all rows have been displayed.

BOX SE3	BOX SE3	NOT ON FILE
If any item at SE2a-m=1 (YES), go to SE3. Otherwise, go to Section HH – Household.		
SE3	se11payservi1	R11 SE3 PAYMENT FOR SERV MEALS
	se11payservi2	R11 SE3 PAYMENT FOR SERV HLP W RX
	se11payservi3	R11 SE3 PAY FR SERV HLP BATH DRSS
	se11payservi4	R11 SE3 PAYMENT FOR SERV LAUNDRY
	se11payservi5	R11 SE3 PAYMENT FOR SERV HOUSEKEEP
	se11payservi6	R11 SE3 PAYMNT FR SERV VAN TO DOC
	se11payservi7	R11 SE3 PAY FOR SERV VAN TO STORE
	se11payservi10	R11 SE3 PAY FOR SERV FITNESS CTR
	se11payservi11	R11 SE3 PAY FOR SERV WALKING AREA
	se11payservi8	R11 SE3 PAY FOR SERV RECREATION
	se11payservi9	R11 SE3 PAY FOR SERV SOCIAL EVENTS
	se11payservi12	R11 SE3 PAY FOR SERV ONSITE HEALTH
	se11payservi13	R11 SE3 PAY FOR SERV MED EMERGENCY SYTEM

DISPLAY INSTRUCTIONS:

- If SE1a = 1 (YES), display SE3a.
- If SE1b = 1 (YES), display SE3b.
- If SE1c = 1 (YES), display SE3c.
- If SE1d = 1 (YES), display SE3d.
- If SE1e = 1 (YES), display SE3e.
- If SE1f = 1 (YES), display SE3f.
- If SE1g = 1 (YES), display SE3g.
- If SE1h = 1 (YES), display SE3h.
- If SE1i = 1 (YES), display SE3i.
- If SE1j = 1 (YES), display SE3j.
- If SE1k = 1 (YES), display SE3k.
- If SE1l = 1 (YES), display SE3l.
- If SE1m = 1 (YES), display SE3m.

Use "Same Question Stem" display.

If at first item, do not display question text in brackets.
 Otherwise display question text in brackets.

QUESTION TEXT:

{{}}Last, for each service offered by {FACILITY NAME/the place where {you live/SP lives}}, please tell me if it is included in what {you pay/SP pays} to live here, or if there is an extra charge.{{}}

{variable text [a-m]}

RESPONSE [1] a. meals (in a common dining area or in {your/SP's} own room)?

RESPONSE [2] b. help with medications?

RESPONSE [3] c. help with bathing and dressing?

RESPONSE [4] d. laundry services for linens or clothing?

RESPONSE [5] e. housekeeping?

RESPONSE [6] f. a van or shuttle to doctors or other medical care?

RESPONSE [7] g. a van or shuttle to stores or events like concerts?

RESPONSE [8] h. an indoor fitness center?

RESPONSE [9] i. areas to walk for pleasure or exercise like an outdoor walking path?

RESPONSE [10] j. other recreational facilities, like swimming pools, game rooms, or tennis courts, for residents?

RESPONSE [11] k. organized social events and activities?

RESPONSE [12] l. onsite health and wellness programs?

RESPONSE [13] m. a medical emergency system to call someone for help?

CODES

1	INCLUDED
2	EXTRA CHARGE
	REFUSED
	DON'T KNOW

PROGRAMMER INSTRUCTIONS:

Array the responses and Variable text columns in the panel.

Display "variable text" in the a-m sequence until all rows have been displayed.

Go to Section HH – Household.

NHATS Round 11

Section **HH** **[HOUSEHOLD]** Sequence: 6

HH1PRE **HH1PRE** NOT ON FILE

QUESTION TEXT:

Now let's talk about {your/SP's} family.

PRESS 1 AND ENTER TO CONTINUE

BOX HH1A **BOX HH1A** NOT ON FILE

If LAST INT SP MARITAL STATUS = null, go to HH1.
Otherwise, go to HH1A.

HH1A **hh11marchange** R11 HH1A MARITAL STATUS CHANGE

DISPLAY INSTRUCTIONS:

- If LAST INT MARITAL STATUS = 1 (MARRIED), display "married".
- If LAST INT MARITAL STATUS = 2 (LIVING WITH A PARTNER), display "living with a partner".
- If LAST INT MARITAL STATUS = 3 (SEPARATED), display "separated".
- If LAST INT MARITAL STATUS = 4 (DIVORCED), display "divorced".
- If LAST INT MARITAL STATUS = 5 (WIDOWED), display "widowed".
- If LAST INT MARITAL STATUS = 6 (NEVER MARRIED), display "never married".

QUESTION TEXT:

At the time of the last interview in {LAST INT MONTH AND YEAR}, {you were/SP was} {married/living with a partner/separated/divorced/widowed/never married}. Has that changed?

That is, did {you/SP} get married, separated, divorced, remarried, widowed, or start living with a (different) partner?

CODES

1	YES	HH1
2	NO	
	REFUSED	
	DON'T KNOW	

PROGRAMMER INSTRUCTIONS:

If HH1A <> 1 (YES), for ROSTER MEMBER that had LAST INT relationship code = 2 (SPOUSE/PARTNER), set SPOUSE/PARTNER flag = 1 (YES).

BOX HH1 **BOX HH1** NOT ON FILE

If LAST INT SP MARITAL STATUS = 1 (MARRIED) OR 2 (LIVING WITH PARTNER), set CURRENT INT SP MARITAL STATUS = LAST INT SP MARITAL STATUS and go to BOX HH4A1.
Otherwise, set CURRENT INT SP MARITAL STATUS = LAST INT SP MARITAL STATUS and go to BOX HH13.

HH1 **hh11martlstat** R11 HH1 MARITAL STATUS CHANGE OR
hh11dmarstat NEW
R11 D MARITAL STATUS AT R11

DISPLAY INSTRUCTIONS:

Display "currently" in underlined text.

QUESTION TEXT:

{Are you/Is SP} currently married, living with a partner, separated, divorced, widowed, or never married?

CODES

1	MARRIED	
2	LIVING WITH A PARTNER	
3	SEPARATED	BOX HH13
4	DIVORCED	
5	WIDOWED	
6	NEVER MARRIED	BOX HH13
	REFUSED	BOX HH13
	DON'T KNOW	BOX HH13

PROGRAMMER INSTRUCTIONS:

Set Marital Status = HH1 for SP on PERSON ROSTER.

If NEWSAMPLE flag <> 1 (YES) and HH1 = 5 (WIDOWED), for ROSTER MEMBER that had LAST INT relationship code = 2 (SPOUSE/PARTNER), set DECEASED flag = 1 (YES), CURRENT INT RELATIONSHIP

CODE = 33 (EX-SPOUSE/PARTNER), INHH flag = null, and CURRENT INT ADDRESS1, ADDRESS2, CITY, STATE and ZIP = null.

BOX HH2A**BOX HH2A**

NOT ON FILE

If SP MARITAL STATUS = 1 (MARRIED) or 2 (LIVING WITH A PARTNER), go to HH4A2.
Otherwise, go to HH2A.

HH2A**hh11mthendmar**
(Sensitive)R11 HH2A MTH MARR END OR SPS
PASS**DISPLAY INSTRUCTIONS:**

If SP MARITAL STATUS = 4 (DIVORCED), display “{your/SP’s} (most recent) marriage end”.

If SP MARITAL STATUS = 5 (WIDOWED), display, “{your/SP’s} spouse or partner pass away”.

Display “MONTH” in underlined text.

QUESTION TEXT:

In what month and year did {{your/SP’s} (most recent) marriage end/{your/SP’s} spouse or partner pass away}?

ENTER NUMBER

Range	1 to 12
REFUSED	
DON'T KNOW	

PROGRAMMER INSTRUCTIONS:

Hard range: 1-12

HH2C**hh11rendmarr**

R11 HH2C YR MARR END OR SPS PASS

DISPLAY INSTRUCTIONS:

If SP MARITAL STATUS = 4 (DIVORCED), display “{your/SP’s} (most recent) marriage end”.

If SP MARITAL STATUS = 5 (WIDOWED), display, “{your/SP’s} spouse or partner pass away”.

Display “4-DIGIT YEAR” in underlined text.

QUESTION TEXT:

In what month and year did {{your/SP’s} (most recent) marriage end/{your/SP’s} spouse or partner pass away}?

ENTER 4-DIGIT YEAR

ENTER NUMBER

REFUSED
DON'T KNOW

PROGRAMMER INSTRUCTIONS:

Soft Range: CURRENT YEAR-1 to CURRENT YEAR
Hard Range: R1 INT YEAR to CURRENT YEAR
Combined month and year cannot be before date of last interview. If date is before date of last interview, display error message #15.
All responses skip to BOX HH13.

BOX HH4A1

BOX HH4A1

NOT ON FILE

If PROXY flag=1 (YES) and PROXY RELATIONSHIP=2 (SPOUSE/PARTNER), set SPOUSE/PARTNER flag=1 FOR PERSON, and go to BOX HH6a.

Else if HH1A = 2 (MARITAL STATUS NOT CHANGED), go to HH4A1.

Else if HH1A = RF or DK (MARITAL STATUS REFUSED OR DON'T KNOW), go to BOX HH13.

Otherwise, go to HH4a.

HH4A1

hh11newspoprt

R11 HH4A1 SPOUSE PRTNR SAME OR DIFF

op11spouprtnr

R11 SPOUSE PARTNER

op11nwspouprt

R11 NEW SPOUSE PARTNER THIS ROUND

DISPLAY INSTRUCTIONS:

If SP MARITAL STATUS = 1 (MARRIED), display "spouse".
If SP MARITAL STATUS = 2 (LIVING WITH A PARTNER), display "partner".

QUESTION TEXT:

Now I'd like to confirm {your/SP's} {spouse/partner}'s name. I have it as {SPOUSE/PARTNER FIRST NAME MIDDLE NAME LAST NAME}. Is that correct?

CONFIRM SPELLING

CODES

1	YES	HH10
2	NO, DIFFERENT PERSON	
3	NO, NAME MISSPELLED	

PROGRAMMER INSTRUCTIONS:

If HH4A1 = 2 (DIFFERENT PERSON) and LAST INT SP MARITAL STATUS = 1 (MARRIED), 2 (LIVING WITH A PARTNER), or 3 (SEPARATED), set ROSTER MEMBER with LAST INT relationship code = 2 (SPOUSE/PARTNER) to CURRENT INT relationship code = 33 (EX-SPOUSE/PARTNER).

HH4A2

HH4A2

NOT ON FILE

DISPLAY INSTRUCTIONS:

If SP MARITAL STATUS = 1 (MARRIED), display "spouse".

If SP MARITAL STATUS = 2 (LIVING WITH A PARTNER), display "partner".

Display PERSON ROSTER with FIRST NAME, LAST NAME, and RELATIONSHIP TO SP.

Display "NOT ON LIST" as first roster option.

QUESTION TEXT:

What is {your/SP's} {spouse/partner}'s name?

CHOOSE PERSON FROM LIST

PROGRAMMER INSTRUCTIONS:

If proxy relationship <> 2 (spouse/partner) and if selected ROSTER MEMBER has PROXY RESP CURRENT INT FLAG = 1 and if selected ROSTER MEMBER was added in CURRENT INT, display error message, "You have chosen the proxy. The proxy relationship is not spouse. Please correct the spouse selection."

If existing ROSTER MEMBER selected, set SPOUSE/PARTNER flag = 1 (YES) and RELATIONSHIP = 2 (SPOUSE/PARTNER) for ROSTER MEMBER, go to BOX HH5.

Otherwise, go to HH4A.

If existing roster member selected, and HH1A = 1 (YES) and preload relationship = 2 (SPOUSE/PARTNER), display soft error message "You have SELECTED the existing spouse/partner. Confirm selection or correct marital status change if needed".

If LAST INT SP MARITAL STATUS = 1 (MARRIED) or 2 (LIVING WITH PARTNER), CURR INT SP MARITAL STATUS = 1 (MARRIED) or 2 (LIVING WITH PARTNER) and existing roster member selected (at HH4A2) <> preload spouse, set ROSTER MEMBER with LAST INT relationship code = 2 (SPOUSE/PARTNER) to CURRENT INT relationship code = 33 (EX-SPOUSE/PARTNER).

HH4A

HH4A

NOT ON FILE

DISPLAY INSTRUCTIONS:

If SP MARITAL STATUS = 1 (MARRIED), display "spouse".

If SP MARITAL STATUS = 2 (LIVING WITH A PARTNER), display "partner".

If HH4A1 = 3 (SPOUSE NAME CORRECTION), display preloaded SPOUSE/PARTNER name in the response fields, "the correct spelling of", and display SPOUSE/PARTNER name in response field and allow edits.

Display "FIRST" in bold underlined text.

QUESTION TEXT:

[What is {the correct spelling of} {your/SP's} {spouse/partner}'s name?]

ENTER FIRST NAME. CONFIRM SPELLING

ENTER TEXT

Length

45

PROGRAMMER INSTRUCTIONS:

HH4a, HH4b, and HH4c are displayed on the same screen.

If HH4a=2 (DIFFERENT PERSON), write ROSTER PERSON to next open position on PERSON ROSTER.

HH4B

HH4B

NOT ON FILE

DISPLAY INSTRUCTIONS:

If SP MARITAL STATUS = 1 (MARRIED), display "spouse".

If SP MARITAL STATUS = 2 (LIVING WITH A PARTNER), display "partner".

If HH4A1 = 3 (SPOUSE NAME CORRECTION), display preloaded SPOUSE/PARTNER name in the response fields, "the correct spelling of", and display SPOUSE/PARTNER name in response field and allow edits.

Display "MIDDLE" in bold underlined text.

QUESTION TEXT:

[What is {the correct spelling of} {your/SP's} {spouse/partner}'s name?]

ENTER MIDDLE NAME. CONFIRM SPELLING

PRESS ENTER IF NO MIDDLE NAME OR INITIAL

ENTER TEXT

Length 25

PROGRAMMER INSTRUCTIONS:

HH4a, HH4b, and HH4c are displayed on the same screen.

Allow empty.

HH4C

HH4C

NOT ON FILE

DISPLAY INSTRUCTIONS:

If SP MARITAL STATUS = 1 (MARRIED), display "spouse".

If SP MARITAL STATUS = 2 (LIVING WITH A PARTNER), display "partner".

If HH4A1 = 3 (SPOUSE NAME CORRECTION), display preloaded SPOUSE/PARTNER name in the response fields, "the correct spelling of", and display SPOUSE/PARTNER name in response field and allow edits.

Display "LAST" in bold underlined text.

QUESTION TEXT:

[What is {the correct spelling of} {your/SP's} {spouse/partner}'s name?]

ENTER LAST NAME. CONFIRM SPELLING

ENTER TEXT

Length 25

PROGRAMMER INSTRUCTIONS:

HH4a, HH4b, and HH4c are displayed on the same screen.

Write (new or updated) SPOUSE/PARTNER name from HH4 to PERSON ROSTER. Set SPOUSE/PARTNER flag = 1 (YES) for person entered at HH4. Set RELATIONSHIP = 2 (SPOUSE/PARTNER).

BOX HH5

BOX HH5

NOT ON FILE

If ROSTER MEMBER gender = null, go to HH5.

Otherwise, go to HH6a.

HH5

hh11spgender

R11 HH5 NEW R10 SPOU PART GENDER

op11dgender

R11 D GENDER UPDATE AND NEW

DISPLAY INSTRUCTIONS:

If HH1=1 (MARRIED), display "spouse".

If HH1=2 (LIVING WITH A PARTNER), display "partner".

QUESTION TEXT:

ASK IF NECESSARY: What is {your/SP's} {spouse/partner}'s gender?

CODES

- 1 MALE
- 2 FEMALE

PROGRAMMER INSTRUCTIONS:

Write SPOUSE/PARTNER gender from HH5 to PERSON ROSTER.

BOX HH6A

BOX HH6A

NOT ON FILE

If ROSTER MEMBER or Age = null, go to HH6A.
Otherwise, go to HH9.

HH6A

hh11modob (Sensitive)

R11 HH6A NEW R10 SPOU PART MO DOB

op11birthmth (Sensitive)

R11 OTHER PERSON MONTH OF BIRTH UPDATE AND NEW

DISPLAY INSTRUCTIONS:

If PROXY flag=1 (YES) and PROXY RELATIONSHIP=2 (SPOUSE/PARTNER), display “your”.
Otherwise, display “{SPOUSE/PARTNER FIRST NAME LAST NAME}'s”.
Display HH6a, HH6b, and HH6c on the same screen.

Display “month” as underlined text.

QUESTION TEXT:

What is {your/{SPOUSE/PARTNER FIRST NAME LAST NAME}'s} date of birth?

ENTER MONTH

ENTER NUMBER

Range 1 to 12
REFUSED
DON'T KNOW

PROGRAMMER INSTRUCTIONS:

Hard range 1-12

HH6B

HH6B

NOT ON FILE

DISPLAY INSTRUCTIONS:

If PROXY flag=1 (YES) and PROXY RELATIONSHIP=2 (SPOUSE/PARTNER), display “your”. Otherwise, display “{SPOUSE/PARTNER FIRST NAME LAST NAME}'s”.
Display HH6a, 6b, and 6c, on the same screen.

Display “day” as underlined text.

QUESTION TEXT:

[What is {your/{SPOUSE/PARTNER FIRST NAME LAST NAME}'s} date of birth?]

ENTER DAY

ENTER NUMBER

Range 1 to 31
REFUSED
DON'T KNOW

PROGRAMMER INSTRUCTIONS:

Hard range 1-31

HH6C	hh11yrdob (Sensitive)	R11 HH6C NEW R10 SPOU PART YR DOB
	op11birthyear (Sensitive)	R11 OTHER PERSON YEAR OF BIRTH UPDATE AND NEW

DISPLAY INSTRUCTIONS:

If PROXY flag=1 (YES) and PROXY RELATIONSHIP=2 (SPOUSE/PARTNER), display “your”. Otherwise, display “{SPOUSE/PARTNER FIRST NAME LAST NAME}'s”.

Display HH6a, 6b, and 6c, on the same screen.

Display “year” as underlined text.

QUESTION TEXT:

[What is {your/{SPOUSE/PARTNER FIRST NAME LAST NAME}'s} date of birth?]

ENTER YEAR

ENTER NUMBER

REFUSED
DON'T KNOW

PROGRAMMER INSTRUCTIONS:

Hard range: CURRENT YEAR – 115.

If HH6a ≥ 1 and HH6b ≥ 1 and HH6c ≥ 1, compute PERSON AGE as (CURRENT DATE - HH6a-c DOB) and prefill HH7. Otherwise, go to HH8.

HH7	hh11spageall(Sensitive)	R11 SPOU PAR AGE UPDATE AND NEW
	hh11dspageall	R11 D SPOU PAR AGE UPDATE AND NEW
	op11age (Sensitive)	R11 OTH PERSON AGE UPDATE AND NEW
	op11dage	R11 D OP CAT AGE UPDATE AND NEW

DISPLAY INSTRUCTIONS:

If PROXY flag=1 (YES) and PROXY RELATIONSHIP=2 (SPOUSE/PARTNER), display “you”. Otherwise, display “{FIRSTNAME LASTNAME}”.

QUESTION TEXT:

That makes {you/{FIRSTNAME LASTNAME}}{CALCULATED AGE} today. Is that correct?

CODES

1	YES	BOX HH9
2	NO	HH6A
	REFUSED	BOX HH9
	DON'T KNOW	BOX HH9

PROGRAMMER INSTRUCTIONS:

If HH7 = 1 (YES), DK, or RF, write PERSON AGE to PERSON ROSTER.

If HH7 = 2 (NO), display error message “PLEASE CORRECT THE DATE OF BIRTH INFORMATION”.

HH8	hh11spageall(Sensitive)	R11 SPOU PAR AGE UPDATE AND NEW
	hh11dspageall	R11 D SPOU PAR AGE UPDATE AND NEW
	op11age (Sensitive)	R11 OTH PERSON AGE UPDATE AND NEW

DISPLAY INSTRUCTIONS:

If PROXY flag=1 (YES) and PROXY RELATIONSHIP=2 (SPOUSE/PARTNER), display “are you”.
 Otherwise, display “is {FIRSTNAME LASTNAME}”.

QUESTION TEXT:

How old {are you/is {FIRSTNAME LASTNAME}}?

 ENTER AGE

ENTER NUMBER

Range	18 to 110
Soft Range	55 to 99
REFUSED	
DON'T KNOW	

PROGRAMMER INSTRUCTIONS:

Hard range: 18-115.
 Soft range: 55-99.
 Write SPOUSE/PROXY age to PERSON ROSTER.
 If HH8 = DK or RF, display “DK” or “RF” in matrix age field.

BOX HH9

BOX HH9

NOT ON FILE

If ROSTER MEMBER Education Level = null, go to HH9.
 Otherwise, go to HH10.

HH9

hh11spouseduc

R11 HH9 NEW R11 SPOU HIGH EDUC

op11eduspo

R11 HH9 SPOU PART EDUC WHEN ADDED

op11leveledu

R11 OP HIGHEST ED WHEN ADDED

DISPLAY INSTRUCTIONS:

If PROXY flag=1 (YES) and PROXY RELATIONSHIP=2 (SPOUSE/PARTNER), display “you”.
 Otherwise, display “SPOUSE/PARTNER FIRST NAME LAST NAME”.

QUESTION TEXT:

SHOWCARD HH1

 What is the highest degree or level of school {you/{SPOUSE/PARTNER FIRST NAME LAST NAME}} completed?

 IF NEEDED: Would you say, no schooling completed, 1st-8thgrade, 9th-12thgrade, high school graduate, vocational, technical, business or trade school certificate or diploma, some college but no degree, associate’s degree, bachelor’s degree, or master’s, professional, or doctoral degree?

CODES

- 1 NO SCHOOLING COMPLETED
- 2 1ST-8TH GRADE
- 3 9TH-12TH GRADE (NO DIPLOMA)
- 4 HIGH SCHOOL GRADUATE (HIGH SCHOOL DIPLOMA OR EQUIVALENT)
- 5 VOCATIONAL, TECHNICAL, BUSINESS, OR TRADE SCHOOL CERTIFICATE OR DIPLOMA (BEYOND HIGH SCHOOL LEVEL)
- 6 SOME COLLEGE BUT NO DEGREE
- 7 ASSOCIATE'S DEGREE
- 8 BACHELOR'S DEGREE
- 9 MASTER'S, PROFESSIONAL, OR DOCTORAL DEGREE

REFUSED
DON'T KNOW

PROGRAMMER INSTRUCTIONS:

Write education level to PERSON ROSTER.
If HH9 = DK or RF, display "DK" or "RF" in matrix education field.

HH10 **hh11spoupchlp** R11 HH10 SPOUS NEED PERS CARE HLP

DISPLAY INSTRUCTIONS:

If PROXY flag=1 (YES) and PROXY RELATIONSHIP=2 (SPOUSE/PARTNER), display "do you".
Otherwise, display "does {SPOUSE/PARTNER FIRST NAME LAST NAME}".

QUESTION TEXT:

Because of a physical, mental, or emotional condition, {do you/does {SPOUSE/PARTNER FIRST NAME LAST NAME}} need the help of another person with personal care needs, such as eating, bathing, dressing, or getting around inside the home?

CODES

1	YES
2	NO
	REFUSED
	DON'T KNOW

HH11 **hh11livwthspo** R11 HH11 LIVE WITH SPOUSE PARTNER
op11prsinhh R11 OP IN HOUSEHOLD UPDATE AND NEW

DISPLAY INSTRUCTIONS:

If PROXY flag=1 (YES) and PROXY RELATIONSHIP=2 (SPOUSE/PARTNER), display "you live" and "{SP}".
Else if PROXY flag=1 (YES), display "{SPOUSE/PARTNER FIRST NAME LAST NAME} lives" and "{SP}".
Otherwise, display "{SPOUSE/PARTNER FIRST NAME LAST NAME} lives" and "you".

QUESTION TEXT:

Just to confirm, {you live/{SPOUSE/PARTNER FIRST NAME LAST NAME} lives} with {{SP}/you}, is that correct?

CODES

1	YES	BOX HH13
2	NO	
	REFUSED	BOX HH13
	DON'T KNOW	BOX HH13

PROGRAMMER INSTRUCTIONS:

If PROXY flag=1 (YES) and PROXY RELATIONSHIP=2 (SPOUSE/PARTNER) and [(IS11A = 1 (YES) and HH11 = 2 (NO)) or (IS11A = 2 (NO) and HH11 = 1 (YES))], display error message #7.

If HH11=1 (YES), set INHH flag = 1 (YES) and ADDRESS1, ADDRESS2, CITY, STATE and ZIP = SP's CURRENT INT ADDRESS1, ADDRESS2, CITY, STATE and ZIP for SPOUSE/PARTNER.

HH12 **hh11placekind** R11 HH12 KIND OF PLACE LIVE IN

DISPLAY INSTRUCTIONS:

If PROXY flag=1 (YES) and PROXY RELATIONSHIP=2 (SPOUSE/PARTNER), display "are you".
Otherwise, display "{SPOUSE/PARTNER FIRSTNAME LASTNAME} is".

QUESTION TEXT:

What kind of place {are you/is {SPOUSE/PARTNER FIRSTNAME LASTNAME}} living in now? Would you say

a private residence; a group home, board and care, or supervised housing; an assisted living or continuing care retirement community, or a nursing home?

PRESS F1 FOR HELP SCREEN

CODES

1	PRIVATE RESIDENCE	BOX HH13
2	A GROUP HOME, BOARD AND CARE, OR SUPERVISED HOUSING	BOX HH13
3	ASSISTED LIVING FACILITY OR CONTINUING CARE RETIREMENT COMMUNITY (CCRC)	BOX HH13
5	NURSING HOME	BOX HH13
91	OTHER (SPECIFY)	
	REFUSED	BOX HH13
	DON'T KNOW	BOX HH13

HH12A

HH12A

NOT ON FILE

QUESTION TEXT:

SPECIFY OTHER TYPE OF PLACE

ENTER TEXT

Length

50

BOX HH13

BOX HH13

NOT ON FILE

If FACILITY flag = 1 (YES), go to Section CS – Children and Siblings.

Otherwise, go to BOX HH13D

BOX HH13D

BOX HH13A

NOT ON FILE

If any ROSTER MEMBERS have LAST INT INHOUSEHOLD flag = 1 (YES) other than the SP or [ROSTER member with CURRENT INT relationship code = 2 (SPOUSE/PARTNER) and CURRENT INT INHOUSEHOLD flag=1 (yes) and DECEASED flag NE 1 (YES)], or [ROSTER MEMBER with CURRENT INT PROXY RESPONDENT flag = 1 (YES) and CURRENT INT HOUSEHOLD FLAG=1 (YES)], go to HH13D.

Otherwise, go to HH14.

HH13D

op11prsninh

R11 OP IN HOUSEHOLD UPDATE AND NEW

op11childinh

R11 CHILD IN HOUSEHOLD UPDATE AND NEW

DISPLAY INSTRUCTIONS:

Display HHMEMBER ROSTER as a grid. Display SP, SPOUSE/PARTNER if INHH flag = 1 (YES), and DECEASED flag <> 1 (YES), and PROXY if INHH flag = 1 (YES) on the HHMEMBER GRID.

If ROSTER MEMBER age = response, display “{/approximately age {age}}”.

If at HH13D, do not display question text in brackets the first time the screen is displayed. Otherwise, display question text in brackets.

Display questions HH13D-HH13E on full matrix screen.

QUESTION TEXT:

{/}Now I have a few questions about {your/SP's} household. At the time of the last interview, we recorded that the following people lived with {you/SP}. As I read each person's name, please tell me if

he or she still lives in the household. Please include people temporarily absent.{{}}

Does {FIRSTNAME LASTNAME} ({relationship to SP}{/gender}{/approximately age {age}}) still live in the household?

CODES

- 1 YES
- 2 NO
- REFUSED
- DON'T KNOW

PROGRAMMER INSTRUCTIONS:

Display preloaded grid with SP, and any ROSTER MEMBERS with a LAST INT INHH or CURRENT INT INHH flag = 1 (YES) and DECEASED flag <> 1 (YES). SP, Spouse, and Proxy roster entries should include revised info from current round if updated.

Display grid with fields: Still in HH, Reason Left, First Name, and Last Name. First Name, Last Name, and Still in HH and Reason Left fields can be edited. SP, Spouse, and Proxy rows should also be write-protected.

When entering a new field, start cursor after last entry value or text.

If PROXY flag = 1 (YES) and IS11A = 2 (NO), go to HH13E for CURRENT INT PROXY.

Otherwise, start cursor at the "Still in HH" column for the first ROSTER MEMBER listed who is not the SP, Spouse, ROSTER MEMBER with RELATIONSHIP CODE = 33 (EX-SPOUSE/PARTNER) and DECEASED flag = 1 (YES), or Proxy.

If HH13D = 2 (NO), RF or DK set ADDRESS1, ADDRESS2, CITY, STATE and ZIP = null for ROSTER MEMBER.

If HH13D = 1 (YES), set ADDRESS1, ADDRESS2, CITY, STATE and ZIP = SP's CURRENT INT ADDRESS1, ADDRESS2, CITY, STATE and ZIP.

Allow up to 42 row entries.

Allow movement between grid items using the arrow keys.

Text field is 2 5 char for each name field.

If HH13D = 2 (NO), RF or DK, set INHH flag = -1, and go to HH13E.

HH13E

op11reagone

R11 HH13E REASON GONE FROM HH

DISPLAY INSTRUCTIONS:

If PROXY flag = 1 (YES), display "are you".

Otherwise, display "is {FIRSTNAME LASTNAME}".

QUESTION TEXT:

Why {are you/is {FIRSTNAME LASTNAME}} no longer living in the household?

CODES

- 1 SEPARATION OR DIVORCE
- 2 DECEASED
- 3 MOVED ELSEWHERE
- 5 LAST INTERVIEW INFORMATION INCORRECT
- 8 OTHER REASON
- REFUSED
- DON'TKNOW

PROGRAMMER INSTRUCTIONS:

Go to HH13D for next ROSTER MEMBER.
If HH13E=2 (DECEASED), set DECEASED flag =1 (YES) for ROSTER MEMBER.
If no other ROSTER MEMBERS, go to HH14.

HH13F **HH13F** NOT ON FILE

DISPLAY INSTRUCTIONS:

Display "FIRST" in bold underlined text.

QUESTION TEXT:

CONFIRM SPELLING OF FIRST NAME.

HH13G **HH13G** NOT ON FILE

DISPLAY INSTRUCTIONS:

Display "LAST" in bold underlined text.

QUESTION TEXT:

CONFIRM SPELLING OF LAST NAME.

PROGRAMMER INSTRUCTIONS:

If HH13D = 1 (YES) or 2 (NO), display ROSTER MEMBER in HHMEMBER matrix with grayed out fields upon advancing to next roster entry.

Go to HH13D for next ROSTER MEMBER.

If no other ROSTER MEMBERS, go to HH14.

HH14 **op11prsninh** R11 OP IN HOUSEHOLD UPDATE AND NEW

DISPLAY INSTRUCTIONS:

Display HHMEMBER ROSTER as a grid. Display any ROSTER MEMBERS with CURRENT INT INHOUSEHOLD flag=1 (YES) on the HHMEMBER GRID.

If PROXY flag = 2 (NO) or [PROXY flag = 1 (YES) and PROXY RELATIONSHIP = 2 (SPOUSE/PARTNER) and INHOUSEHOLD flag for SPOUSE/PARTNER= 1 (YES)], display "you".

Else if PROXY flag=1 (YES) and INHOUSEHOLD flag for PROXY=1 (YES) and PROXY RELATIONSHIP ≠ 2 (SPOUSE/PARTNER), display "you and SP".

Otherwise, display "{SP}".

Only display ROSTER MEMBERS with CURRENT INT INHOUSEHOLD flag <> 1 (not in HH) as entries that can be selected to add to the HH Roster. Display ROSTER MEMBERS with CURRENT INT HOUSEHOLD flag=1 (YES) as follows: "{[ROSTER MEMBER FIRST AND LAST NAME], HERE}" and grayed out. For any ROSTER MEMBERS added to HH Roster at this screen, display as "{[ROSTER MEMBER FIRST AND LAST NAME], HERE}" and grayed out.

Display questions HH14-HH19 on full matrix screen.

If at HH14-HH14B, do not display question test in brackets during first entry to person roster. Otherwise, display question text in brackets.

If at first entry to person roster, display "first". Otherwise, display "next".

If any ROSTER MEMBERS with INHOUSEHOLD flag = 1 (YES), display "Other than the people I just asked about," and "please".
Otherwise display "Please".

QUESTION TEXT:

{{{Other than the people I just asked about,}}{please/Please} tell me the name of the {first/next} person who lives with {you/SP/you and SP}. Please include people temporarily absent.{{{}}

PROBE: Is there anyone else living (here) with {you and {SP}/you/{SP}}?

SELECT TO ADD TO HOUSEHOLD ROSTER, ONE AT A TIME

IF PERSON NAMED IS NOT ON THE ROSTER, SELECT "NOT ON LIST" TO ADD A PERSON

PRESS ENTER IF MATRIX IS COMPLETE

HH14A**HH14A**

NOT ON FILE

DISPLAY INSTRUCTIONS:

Display "first" in underlined text.

If at HH14a-b, do not display question text in brackets during first entry to person roster.

Otherwise, display question text in brackets.

QUESTION TEXT:

{{{What is (his/her) first name?{{{}}

CONFIRM SPELLING

ENTER TEXT

Length

25

PROGRAMMER INSTRUCTIONS:

Display grid with fields: First Name, Last Name, Gender, Relationship, and Age.

Display grid with SP preloaded, and any ROSTER MEMBERS with a CURRENT INT INHOUSEHOLD flag= 1 (YES) preloaded with updated info from CURENT INT.

All rows for ROSTER MEMBERS confirmed at HH13 should be write-protected (grayed out).

For each HHMEMBER ROSTER addition, set INHH flag= 1 (YES) and ADDRESS1, ADDRESS2, CITY, STATE and ZIP = SP's ADDRESS1, ADDRESS2, CITY, STATE and ZIP.

Allow up to 42 row entries.

Allow movement between grid items using the arrow keys.

When exiting matrix, if any blank fields, return cursor to the blank field and display appropriate error message.

Go to HH20 when matrix is complete.

HH14B**HH14B**

NOT ON FILE

DISPLAY INSTRUCTIONS:

Display "last" in underlined text.

If at HH14a-b, do not display question text in brackets during first entry to person roster.

Otherwise, display question text in brackets.

QUESTION TEXT:

{{{What is (his/her) last name?{{{}}

CONFIRM SPELLING

ENTER TEXT

HH15**op11relatnshp**

R11 RELASHIP TO SP UPDATE AND NEW

op11childinh

R11 CHILD IN HOUSEHOLD UPDATE AND NEW

DISPLAY INSTRUCTIONS:

Display HOUSEHOLDRELATIONSHIP CODE LIST.

QUESTION TEXT:

{}What is (his/her) last name?{}
 CONFIRM SPELLING

CODES

2	SPOUSE/PARTNER
3	DAUGHTER
4	SON
5	DAUGHTER-IN-LAW
6	SON-IN-LAW
7	STEPDAUGHTER
8	STEPSON
9	SISTER
10	BROTHER
11	SISTER-IN-LAW
12	BROTHER-IN-LAW
13	MOTHER
14	STEPMOTHER
15	MOTHER-IN-LAW
16	FATHER
17	STEPFATHER
18	FATHER-IN-LAW
19	GRANDDAUGHTER
20	GRANDSON
21	NIECE
22	NEPHEW
23	AUNT
24	UNCLE
25	COUSIN
26	STEPDAUGHTER'S SON/DAUGHTER
27	STEPSON'S SON/DAUGHTER
28	DAUGHTER-IN-LAW'S SON/DAUGHTER
29	SON-IN-LAW'S SON/DAUGHTER
30	BOARDER/RENTER
31	PAID AIDE/HOUSEKEEPER/EMPLOYEE
32	ROOMMATE
33	EX-WIFE/EX-HUSBAND
34	BOYFRIEND/GIRLFRIEND
35	NEIGHBOR
36	FRIEND
37	SOMEONE/SERVICE AT THE PLACE SP LIVES/LIVED
38	CO-WORKER
39	MINISTER, PRIEST, OR OTHER CLERGY
40	PSYCHIATRIST, PSYCHOLOGIST, COUNSELOR, OR THERAPIST
91	OTHER RELATIVE
92	OTHER NONRELATIVE

PROGRAMMER INSTRUCTIONS:

If HH15 = 3 (daughter), 5 (daughter-in-law), 7 (stepdaughter), 9 (sister), 11 (sister-in-law), 13 (mother), 14 (stepmother), 15 (mother-in-law), 19 (granddaughter), 21 (niece), or 23 (aunt), set PERSON GENDER = 2 (female) and go to HH17a.

ELSE If HH15 = 4 (son), 6 (son-in-law), 8 (stepson), 10 (brother), 12 (brother-in-law), 16 (father), 17 (stepfather), 18 (father-in-law), 20 (grandson), 22 (nephew), or 24 (uncle), set PERSON GENDER = 1 (male) and go to HH17a. Otherwise, go to HH16.

If HH15 = 3 (daughter), 4 (son), 7 (stepdaughter), or 8 (stepson), set CHILDIRHH flag = 1 (yes) for ROSTER PERSON.

HH16	op11dgender	R11 D GENDER UPDATE AND NEW
-------------	--------------------	-----------------------------

QUESTION TEXT:

What is {FIRSTNAME LASTNAME}'s gender?

CODES

1	MALE
2	FEMALE

PROGRAMMER INSTRUCTIONS:

If HH16 = 1, set PERSON GENDER = 1 (male), and display "M" in matrix gender field.

If HH16 = 2, set PERSON GENDER = 2 (female), and display "F" in matrix gender field.

BOX HH17	BOX HH17	NOT ON FILE
-----------------	-----------------	-------------

If HH15 = 25-36, 91 OR 92, go to HH14a.

Otherwise, go to HH17a.

HH17A	op11birthmth (Sensitive)	R11 OTHER PERSON MONTH OF BIRTH UPDATE AND NEW
--------------	---------------------------------	--

DISPLAY INSTRUCTIONS:

Display HH17a, 17b, and 17c, on the same screen.

Display "month" as underlined text.

QUESTION TEXT:

What is {FIRSTNAME LASTNAME}'s date of birth?

ENTER MONTH

ENTER NUMBER

Range	1 to 12
REFUSED	
DON'T KNOW	

PROGRAMMER INSTRUCTIONS:

Hard range 1-12

HH17B	HH17B	NOT ON FILE
--------------	--------------	-------------

DISPLAY INSTRUCTIONS:

Display HH17a, 17b, and 17c, on the same screen.

Display "day" as underlined text.

QUESTION TEXT:

[What is {FIRSTNAME LASTNAME}'s date of birth?]

ENTER DAY

ENTER NUMBER

Range 1 to 31
REFUSED
DON'T KNOW

PROGRAMMER INSTRUCTIONS:

Hard range 1-31

HH17C

op11birthyear (Sensitive)

R11 OTHER PERSON YEAR OF BIRTH UPDATE AND NEW

DISPLAY INSTRUCTIONS:

Display HH17a, 17b, and 17c, on the same screen.

Display "year" as underlined text.

QUESTION TEXT:

What is {FIRSTNAME LASTNAME}'s date of birth?

ENTER YEAR

ENTER NUMBER

REFUSED
DON'T KNOW

PROGRAMMER INSTRUCTIONS:

Hard range: CURRENT YEAR – 110.

If HH17a ≥ 1 and HH17b ≥ 1 and HH17c ≥ 1, compute PERSON AGE as (CURRENT DATE – HH17a-c DOB) and prefill HH18.

Otherwise, go to HH19.

HH18

op11dage

R11 D OP CAT AGE UPDATE AND NEW

op11age (Sensitive)

R11 OTH PERSON AGE UPDATE AND NEW

QUESTION TEXT:

That makes {FIRSTNAME LASTNAME} {CALCULATED AGE} today. Is that correct?

CODES

1	YES	HH14
2	NO	HH17A
	REFUSED	HH14
	DON'T KNOW	HH14

PROGRAMMER INSTRUCTIONS:

If HH18 = 1 (yes), write HHMEMBER AGE to PERSON ROSTER.

If HH18 = DK or RF, display "DK" or "RF" in matrix age field.

If HH18 = 2 (NO), display error message "PLEASE CORRECT THE DATE OF BIRTH INFORMATION"..

HH19

op11dage

R11 D OP CAT AGE UPDATE AND NEW

op11age (Sensitive)

R11 OTH PERSON AGE UPDATE AND NEW

QUESTION TEXT:

How old is {FIRSTNAME LASTNAME}?

ENTER AGE

IF LESS THAN 1 YEAR, ENTER 0.

ENTER NUMBER

Range 0 to 110
REFUSED
DON'T KNOW

PROGRAMMER INSTRUCTIONS:

Numeric field range: 0-110.
Write PERSON AGE to PERSON ROSTER.
If HH19 = DK or RF, display "DK" or "RF" in matrix age field.
Go to HH14.

HH20

HH20

NOT ON FILE

QUESTION TEXT:

IS THE HOUSEHOLD MATRIX COMPLETE?

CODES

1	YES	SECTION CS
2	NO	HH14

PROGRAMMER INSTRUCTIONS:

If HH20 = 2 (NO), display error message "GO BACK AND ADD THE PERSON".

Derived Variables from Items in the HH Section

hh11dmarstat	R11 D MARITAL STATUS AT R10
op11dgender	R11 D GENDER UPDATE AND NEW
hh11dspageall	R11 D SPOU PAR AGE UPDATE AND NEW
op11dage	R11 D OP CAT AGE UPDATE AND NEW
hh11dlvngarrg	R11 D LIVING ARRANGEMENT
hh11dhshldnum	R11 D TOTAL NUMBER IN HOUSEHOLD
hh11dhshldchd	R11 D TOTAL CHILDREN IN HOUSEHOLD
hh11dspouseid	R11 D SPOUSE ID
op11dspoudec	R11 D SPOUSE DIED
op11ddeceased	R11 D SPOUSE CHILD HH MEMBER DIED

Restricted Variables in the HH Section

op11resstate	R11 RE OP ADDRESS STATE
op11rescity	R11 RE OP ADDRESS CITY
op11rescoy	R11 RE OP ADDRESS COUNTY
op11fpscoy	R11 RE OP ADDRESS FIPS COUNTY
op11fpsstcy	R11 RE OP ADDRESS FIPS STATE/COUNTY

NHATS Round 11

Section CS [CHILDREN AND SIBLINGS]

Sequence: 7

BOX CS1A

BOX CS1A

NOT ON FILE

If any LAST INT ROSTER MEMBERS with relationship codes = 3 (DAUGHTER), 4 (SON), 7 (STEPDAUGHTER), or 8 (STEPSON) and CURRENT INHH flag <>1 (NOT IN HH) and DECEASED flag <> 1 (YES) for ROSTER MEMBER, go to CS1A.
Otherwise, go to Box CS1H.

CS1A

op11chnotinhh

R11 CHILD NOT HOUSEHOLD UPDATE AND NEW

DISPLAY INSTRUCTIONS:

Display “{FIRSTNAME LASTNAME}, {RELATIONSHIP}” of ANY LAST INT ROSTER MEMBERS with relationship codes = 3 (DAUGHTER), 4 (SON), 7 (STEPDAUGHTER), or 8 (STEPSON) below question text.

If any CURRENT INT ROSTER MEMBERS with relationship codes = 3 (DAUGHTER), 4 (SON), 7 (STEPDAUGHTER), or 8 (STEPSON) and CURRENT INHH flag = 1 (IN HH), display “In addition to the child(ren) currently living with {you/SP}, at”.
Otherwise, display “At”.

QUESTION TEXT:

{In addition to the child(ren) currently living with {you/SP}, at/At} the time of the last interview in {LAST INT MONTH AND YEAR}, we recorded that {you/SP} had the following child(ren) or stepchild(ren). READ NAMES AND RELATIONSHIPS LISTED BELOW.

{FIRSTNAME LASTNAME}, {RELATIONSHIP}

Is this information correct?

IF ANY CHILD OR STEPCHILD IS DECEASED, CODE 2 LAST INT INFO INCORRECT

IF NAME(S) REFUSED, READ RELATIONSHIP(S)

CONFIRM SPELLING

CODES

1	YES, INFO CORRECT	CS1E
2	NO, LAST INT INFO INCORRECT	
	REFUSED	CS1E
	DON'T KNOW	CS1E

CS1B

op11chnotinhh

R11 CHILD NOT HOUSEHOLD UPDATE AND NEW

DISPLAY INSTRUCTIONS:

Display ROSTER as a grid.

Display questions CS1B-CS1G on full matrix screen.

Prefill grid with LAST INT information FIRST NAME, LASTNAME, RELATIONSHIP, and GENDER for PERSON ROSTER MEMBERS with LAST INT RELATIONSHIP CODE = 3 (DAUGHTER), 4 (SON), 7 (STEPDAUGHTER), or 8 (STEPSON).

Display “{FIRSTNAME LASTNAME}, {RELATIONSHIP}” of first, next LAST INT ROSTER MEMBER with relationship codes = 3 (DAUGHTER), 4 (SON), 7 (STEPDAUGHTER), or 8 (STEPSON) below question text.

For the first ROSTER MEMBER, display “First”.

Otherwise, display "Next"

QUESTION TEXT:

{First/Next} we recorded

{FIRSTNAME LASTNAME}{RELATIONSHIP}

Is this correct?

CONFIRM SPELLING

CODES

1	YES, INFO CORRECT	CS1E
2	NO, LAST INT INFO INCORRECT	
3	CHILD DECEASED	BOX CS1H
	REFUSED	CS1E
	DON'T KNOW	CS1E

PROGRAMMER INSTRUCTIONS:

If CS1b = 3 (DECEASED), set DECEASED flag = 1 (YES) for ROSTER MEMBER and go to BOX CS1H.

CS1C	CS1C	NOT ON FILE
-------------	-------------	-------------

DISPLAY INSTRUCTIONS:

Prefill name in response field and allow corrections.
Do not display question text in brackets during first entry to person roster.
Otherwise, display question text in brackets.

Display "first" as underlined text.

QUESTION TEXT:

{[]What is (his/her) correct first name?{[]}

{FIRSTNAME LASTNAME}{RELATIONSHIP}

CONFIRM SPELLING

ENTER TEXT

Length 25

CS1D	CS1D	NOT ON FILE
-------------	-------------	-------------

DISPLAY INSTRUCTIONS:

Prefill name in response field and allow corrections.

Display "last" as underlined text.

QUESTION TEXT:

{[]What is (his/her) correct last name?{[]}

{FIRSTNAME LASTNAME}{RELATIONSHIP}

CONFIRM SPELLING

ENTER TEXT

Length 25

PROGRAMMER INSTRUCTIONS:

Write updated first and last names to the person roster for ROSTER MEMBER. Set a NAMECHANGE flag to indicate that the name was changed.

CS1E	op11rescity (Restricted)	R11 RE OP ADDRESS CITY
	op11resstate (Restricted)	R11 RE OP ADDRESS STATE

QUESTION TEXT:

Does {FIRSTNAME LASTNAME}, {RELATIONSHIP} currently live in {CITY}, {STATE}?

IF CITY OR STATE MISSING, DON'T KNOW, OR REFUSED, ENTER 2

CODES

1	YES, INFO CORRECT	BOX CS1H
2	NO, UPDATES NEEDED	
	REFUSED	BOX CS1H
	DON'T KNOW	BOX CS1H

PROGRAMMER INSTRUCTIONS:

If CS1E = 1 (YES), write LAST INT CITY and STATE to roster as CURRENT INT CITY and STATE for ROSTER MEMBER and go to BOX CS1H.

CS1F	op11rescity (Restricted)	R11 RE OP ADDRESS CITY
-------------	---------------------------------	------------------------

DISPLAY INSTRUCTIONS:

Display "CITY" in underlined text.

Display CS7a and CS7b on the same screen.

Display CITY for ROSTER MEMBER from PERSON ROSTER and prefill city response field if already collected. Allow update to city field if prefilled and allow enter if field is prefilled and no updates are made.

QUESTION TEXT:

In what city and state does {FIRSTNAME LASTNAME} live?

ENTER CITY

CONFIRM SPELLING

ENTER TEXT

Length	25
REFUSED	
DON'T KNOW	

CS1G	op11resstate (Restricted)	R11 RE OP ADDRESS STATE
-------------	----------------------------------	-------------------------

DISPLAY INSTRUCTIONS:

Display CS7a and CS7b on the same screen.

Display STATE for ROSTER MEMBER from PERSON ROSTER and prefill state response field if already collected. Allow update to city field if prefilled and allow enter if field is prefilled and no updates are made.

QUESTION TEXT:

In what city and state does {FIRSTNAME LASTNAME} live?

ENTER STATE

TYPE THE FIRST LETTER OF THE STATE, THEN USE ARROW KEYS IF NEEDED TO LOCATE STATE, AND PRESS ENTER TO SELECT

REFUSED
DON'T KNOW

PROGRAMMER INSTRUCTIONS:

Use lookup file (59STATETERR) of state names.

Write updated PERSON CITY and STATE to PERSON ROSTER for ROSTER MEMBER.

BOX CS1H

BOX CS1H

NOT ON FILE

If any other LAST INT ROSTER MEMBERS with relationship codes = 3 (DAUGHTER), 4 (SON), 7 (STEPDAUGHTER), or 8 (STEPSON) and INHH flag <>1 (NOT IN HH), go to CS1B.

Else if HH1=1 (MARRIED) or 2 (LIVING WITH A PARTNER), go to CS1H.

Otherwise, go to BOX CS9PRE.

CS1H

CS1H

NOT ON FILE

DISPLAY INSTRUCTIONS:

If any roster entries with a new CURRENT INT ROSTER MEMBER with CURRENT INT relationship codes = 3 (DAUGHTER), 4 (SON), 7 (STEPDAUGHTER), or 8 (STEPSON), display "Besides {you/{FIRST NAME LASTNAME of roster entry with 3 (DAUGHTER), 4 (SON), 7 (STEPDAUGHTER), or 8 (STEPSON)}}", "{do you/does SP}" and "other".

Otherwise, display "{Do you /Does SP}".

If PROXY flag = 1 (YES) and ROSTER MEMBER CURRENT INT RELATIONSHIP code = 3 (DAUGHTER), 4 (SON), 7 (STEPDAUGHTER), or 8 (STEPSON) and ROSTER MEMBER is new in CURRENT INT, display "you". Otherwise, display "{FIRSTNAME LASTNAME of roster entry with 3 (DAUGHTER), 4 (SON), 7 (STEPDAUGHTER), or 8 (STEPSON)}".

If (PROXY flag = 1 (YES) and CURRENT INT RELATIONSHIP code = 3 (DAUGHTER), 4 (SON), 7 (STEPDAUGHTER), or 8 (STEPSON)) and (any other new roster entries in CURRENT INT and CURRENT INT codes = 3 (DAUGHTER), 4 (SON), 7 (STEPDAUGHTER), or 8 (STEPSON)), display "and" and "{FIRSTNAME LASTNAME of roster entry with 3 (DAUGHTER), 4 (SON), 7 (STEPDAUGHTER), or 8 (STEPSON)}".

If more than one name displayed, display "and" between each one.

If PROXY flag is null, display "do you" or "Do you".
Otherwise, display "does SP" or "Does SP".

QUESTION TEXT:

{Besides {you/{and} {FIRSTNAME LASTNAME of roster entry with 3 (DAUGHTER), 4 (SON), 7 (STEPDAUGHTER) or 8 (STEPSON)}, {do you/does SP}}/ {Do you/Does SP}} have any {other} new stepchildren?

CODES

1	YES	CS2
2	NO	
	REFUSED	
	DON'T KNOW	

IF PROXY RESPONDENT flag = 1 (YES) and [PROXY ROSTER MEMBER relationship code = 3 (DAUGHTER), 4 (SON), 7 (STEPDAUGHTER) or 8 (STEPSON)] and INHOUSEHOLD flag = 1 (YES), set CHILDIRHH flag = 1 (YES) for PROXY ROSTER MEMBER.

If PROXY RESPONDENT flag = 1 (YES) and [PROXY ROSTER MEMBER relationship code = 7 (STEPDAUGHTER) or 8 (STEPSON)] and ROSTER MEMBER is new in CURRENT INT and INHH flag <>1 (NOT IN HH) for PROXY ROSTER MEMBER, go to CS7a.

Else, if any new in CURRENT INT roster members with [(relationship code = 3 (DAUGHTER), 4 (SON), 7 (STEPDAUGHTER) or 8 (STEPSON)) and INHH flag = 1 (YES)], go to BOX CS9PRE.

Otherwise, go to BOX CS9PRE.

CS2

op11chnotinh

R11 CHILD NOT HOUSEHOLD UPDATE AND NEW

DISPLAY INSTRUCTIONS:

Display CHILDREN ROSTER as a grid.

If CS1 or CS1H = YES, display questions CS2A-CS7B on full matrix screen.

Display questions CS2A-CS7B on full matrix screen.

Do not display question text in brackets during first entry to person roster. Otherwise, display question text in brackets.

Display "first" as underlined text.

Display "PRESS ENTER IF MATRIX IS COMPLETE" for first empty roster entry.

QUESTION TEXT:

{}Please tell me their names and whether they are {your/{SP}'s} daughter, son, stepdaughter, or stepson.{}

What is (his/her) first name?

CONFIRM SPELLING

PROBE IF NECESSARY: {Do you/Does {SP}} have any other living children?

PROGRAMMER INSTRUCTIONS:

For each ROSTER addition, set CHILDIRHH flag= 1 (YES) for ROSTER PERSON.

Allow up to 42 row entries.

Allow movement between grid items using the arrow keys.

Go to CS8 when matrix is complete

CS2A

CS2A

NOT ON FILE

DISPLAY INSTRUCTIONS:

Display "first" in underlined text.

QUESTION TEXT:

What is (his/her) first name?

CONFIRM SPELLING

ENTER TEXT

Length

45

CS2B

CS2B

NOT ON FILE

DISPLAY INSTRUCTIONS:

Display "last" in underlined text.

QUESTION TEXT:

What is (his/her) last name?

CONFIRM SPELLING

ENTER TEXT

Length

25

CS3

op11relatnshp

R11 RELASHIP TO SP UPDATE AND NEW

op11dgender

R11 D GENDER UPDATE AND NEW

DISPLAY INSTRUCTIONS:

Display CHILD RELATIONSHIP CODE LIST
Display 7 (STEPDAUGHTER) and 8 (STEPSON).

QUESTION TEXT:

What is {FIRSTNAME LASTNAME}'s relationship to {you/SP}?

PRESS F1 FOR HELP SCREEN

CODES

7	STEPDAUGHTER
8	STEPSON

CS4A

op11birthmth (Sensitive)

R11 OTHER PERSON MONTH OF BIRTH UPATE
AND NEW

DISPLAY INSTRUCTIONS:

Display "month" in underlined text.

QUESTION TEXT:

What is {FIRSTNAME LASTNAME}'s date of birth?

ENTER MONTH

ENTER NUMBER

Range	1 to 12
REFUSED	
DON'T KNOW	

CS4B

CS4B

NOT ON FILE

DISPLAY INSTRUCTIONS:

Display CS4a, CS4b, and CS4c, on the same screen.

Display “day” as underlined text.

QUESTION TEXT:

[What is {FIRSTNAME LASTNAME}'s date of birth?]

ENTER DAY

ENTER NUMBER

Range 1 to 31
REFUSED
DON'T KNOW

CS4C

op11birthyear
(Sensitive)

R11 OTHER PERSON YEAR OF BIRTH UPDATE
AND NEW

DISPLAY INSTRUCTIONS:

Display CS4a, CS4b, and CS4c, on the same screen.

Display “year” as underlined text.

QUESTION TEXT:

What is {FIRSTNAME LASTNAME}'s date of birth?

ENTER YEAR

ENTER NUMBER

Range 1 to 12
REFUSED
DON'T KNOW

PROGRAMMER INSTRUCTIONS:

Hard range: CURRENT YEAR – 95.

Soft range: (CURRENT YEAR – 20) – (CURRENT YEAR – 75)

If CS4c violates hard range, display error message "YEAR OF BIRTH OUTSIDE OF RANGE, CONFIRM WITH RESPONDENT AND RE-ENTER".

If CS4a ≥ 1 and CS4b ≥ 1 and CS4c ≥ 1, compute PERSON AGE as (CURRENT DATE - CS4a-c DOB) and prefill CS5. Otherwise, go to CS6.

CS5

op11age (Sensitive)
op11dage

R11 OTH PERSON AGE UPDATE AND NEW

R11 D OP CAT AGE UPDATE AND NEW

QUESTION TEXT:

That makes {FIRSTNAME LASTNAME}{CALCULATED AGE} today. Is that correct?

CODES

1	YES	CS7A
2	NO	CS4A
	REFUSED	CS7A
	DON'T KNOW	CS7A

PROGRAMMER INSTRUCTIONS:

If CS5 = 1 (yes), write person AGE to PERSON ROSTER.

If CS5 = DK or RF, display "DK" or "RF" in matrix age field.

If CS5 = 2 (NO), display error message "INCONSISTENT ANSWERS. VERIFY WITH RESPONDENT AND RE-ENTER ANSWER(S)."

CS6	op11age (Sensitive)	R11 OTH PERSON AGE UPDATE AND NEW
	op11dage	R11 D OP CAT AGE UPDATE AND NEW

QUESTION TEXT:

How old is {FIRSTNAME LASTNAME}?

ENTER AGE

IF LESS THAN 1 YEAR, ENTER 0

ENTER NUMBER

Range	0 to 95
Soft Range	15 to 75
REFUSED	
DON'T Know	

PROGRAMMER INSTRUCTIONS:

Write PERSON AGE to PERSON ROSTER.

If CS6 = DK or RF, display "DK" or "RF" in matrix age field.

CS7A	op11rescity (Restricted)	R11 RE OP ADDRESS CITY
-------------	---------------------------------	------------------------

DISPLAY INSTRUCTIONS:

Display "CITY" in underlined text.

Display CS7a and CS7b on the same screen

QUESTION TEXT:

In what city and state does {FIRSTNAME LASTNAME} live?

ENTER CITY

CONFIRM SPELLING

ENTER TEXT

Length	25
REFUSED	
DON'T KNOW	

CS7B	op11resstate (Restricted)	R11 RE OP ADDRESS STATE
-------------	----------------------------------	-------------------------

DISPLAY INSTRUCTIONS:

Display CS7a and CS7b on the same screen

QUESTION TEXT:

[In what city and state does {FIRSTNAME LASTNAME} live?]

ENTER STATE

TYPE THE FIRST LETTER OF STATE, THEN USE ARROW KEYS IF NEEDED TO LOCATE STATE, AND PRESS ENTER TO SELECT

ENTER TEXT

REFUSED
DON'T KNOW

PROGRAMMER INSTRUCTIONS:

Use lookup file (59STATETERR) of state names.
Write PERSON CITY and STATE to PERSON ROSTER.
If CS1 or CS1H = YES, go to CS2A.
Else go to BOX CS9PRE.

CS8	CS8	NOT ON FILE
------------	------------	-------------

QUESTION TEXT:

IS THE NEW CHILDREN MATRIX COMPLETE?

CODES

1	YES	
2	NO	CS2A

BOX CS9PRE	BOX CS9PRE	NOT ON FILE
-------------------	-------------------	-------------

If any ROSTER MEMBERS with relationship codes = 3 (DAUGHTER), 4 (SON), 7 (STEPDAUGHTER), or 8 (STEPSON) and DECEASED flag <> 1 (YES) for ROSTER MEMBER, go to CS9PRE.

Otherwise, go to BOX CS14.

CS9PRE	CS9PRE	NOT ON FILE
---------------	---------------	-------------

QUESTION TEXT:

Now I have a few questions about each of {your/SP's} children.

PRESS 1 AND ENTER TO CONTINUE

CS9	op11educhild	R11 CHILD EDUC AT R5 OR WHEN ADDED
	op11leveledu	R11 OP HIGHEST ED UPDATE AND NEW

DISPLAY INSTRUCTIONS:

Display ROSTER as a grid.
Display questions CS9-CS12 on full matrix screen.

QUESTION TEXT:

SHOWCARD CS1

What is the highest degree or level of school {FIRSTNAME LASTNAME} completed?

IF NEEDED: Would you say: no schooling completed; 1st-8th grade; 9th-12th grade; high school graduate; vocational, technical, business, or trade school certificate or diploma; some college but no degree; associate's degree; bachelor's degree; or master's professional, or doctoral degree?

CODES

1	NO SCHOOLING COMPLETED
2	1ST-8TH GRADE
3	9TH-12TH GRADE (NO DIPLOMA)

- 4 HIGH SCHOOL GRADUATE (HIGH SCHOOL DIPLOMA OR EQUIVALENT)
- 5 VOCATIONAL, TECHNICAL, BUSINESS, OR TRADE SCHOOL CERTIFICATE OR DIPLOMA (BEYOND HIGH SCHOOL LEVEL)
- 6 SOME COLLEGE BUT NO DEGREE
- 7 ASSOCIATE'S DEGREE
- 8 BACHELOR'S DEGREE
- 9 MASTER'S, PROFESSIONAL, OR DOCTORAL DEGREE
- REFUSED
- DON'T KNOW

PROGRAMMER INSTRUCTIONS:

Display grid with FIRSTNAME LASTNAME of roster entries with ROSTER MEMBERS new in CURRENT INT and CURRENT INT relationship codes = 7 (STEPDAUGHTER), or 8 (STEPSON)

Allow movement between grid items using the arrow keys.

When exiting matrix, if any blank fields in matrix CS2A-CS7B, or matrix CS9-CS12 for any new stepchild added in CURRENT INT, return cursor to the blank field and display appropriate error message.

Go to CS13 when matrix is complete.

Write education level to PERSON ROSTER.

CS10

op11martlstat

R11 CHILD MARITL STAT AT R5 OR WHEN ADDED

QUESTION TEXT:

Is {FIRSTNAME LASTNAME} married, living with a partner, separated, divorced, widowed, or never married?

CODES

- 1 MARRIED
- 2 LIVING WITH A PARTNER
- 3 SEPARATED
- 4 DIVORCED
- 5 WIDOWED
- 6 NEVER MARRIED
- REFUSED
- DON'T KNOW

PROGRAMMER INSTRUCTIONS:

Write Marital status to PERSON ROSTER.

CS11

op11numchldr

R11 CHILD NUM CHILDREN AT R5 OR WHEN ADDED

QUESTION TEXT:

How many living children does {FIRSTNAME LASTNAME} have?

IF NEEDED: Include step and adopted children.

ENTER NUMBER OF CHILDREN

ENTER NUMBER

- Range 0 to 24
- Soft Range 0 to 10

REFUSED
DON'T KNOW

PROGRAMMER INSTRUCTIONS:

Hard Range: 0-24.
Soft range: 0-10.

Write number of children to PERSON ROSTER.

If CS11 = 0, RF, or DK go to BOX CS13.

CS12 **op11anychdu18** R11 CHILD CHILD U 18 AT R5 OR WHEN ADDED

QUESTION TEXT:

Are any of {FIRSTNAME LASTNAME}'s children under age 18?

CODES

1	YES	
2	NO	BOX CS13
	REFUSED	BOX CS13
	DON'T KNOW	BOX CS13

CS12A **op11numchdu18** R11 CHILD NUM CHILD U 18 AT R5 OR WHEN ADDED

QUESTION TEXT:

How many children are under age 18?

ENTER NUMBER

Range	1 to 24
REFUSED	
DON'T KNOW	

PROGRAMMER INSTRUCTIONS:

Write number of children under 18 to PERSON ROSTER.

If CS12a > CS11, display error message "NUMBER OF CHILDREN UNDER 18 CANNOT BE GREATER THAN TOTAL NUMBER OF CHILDREN".

Write FIRST NAME, LAST NAME, RELATIONSHIP, DOB, AGE, CITY, STATE, EDUCATION LEVEL, MARITAL STATUS, # OF CHILDREN, AND # OF CHILDREN UNDER 18 TO PERSON ROSTER FOR ROSTER MEMBER.

Go to CS9.

BOX CS13 **BOX CS13** NOT ON FILE

If any other ROSTER MEMBERS new in CURRENT INT with relationship codes = 3 (DAUGHTER), 4 (SON), 7 (STEPDAUGHTER), or 8 (STEPSON) and DECEASED flag <> 1 (YES) for ROSTER MEMBER, go to CS9.

Otherwise, go to CS13.

CS13 **CS13** NOT ON FILE

QUESTION TEXT:

IS THE NEW CHILDREN MATRIX COMPLETE?

CODES

1 YES
2 NO CS9

PROGRAMMER INSTRUCTIONS:

If CS13 = 2 (NO), display error message "GO BACK AND ADD THE MISSING INFORMATION".

BOX CS14 **BOX CS14** NOT ON FILE

If LAST INT CS14 = 0, go to BOX CS15.

Otherwise, go to CS14.

CS14 **cs11sistrsnum** R11 CS14 NUMBER OF LIVING SISTERS

QUESTION TEXT:

How many living sisters {do you/does SP} have?

ENTER NUMBER OF SISTERS

ENTER NUMBER

Range 0 to 20
Soft Range 0 to 10
REFUSED
DON'T KNOW

PROGRAMMER INSTRUCTIONS:

Hard Range: 0-20.

Soft range: 0-10.

BOX CS15 **BOX CS15** NOT ON FILE

If LAST INT CS15 = 0, go to Section EL – Early Life.

Otherwise, go to CS15.

CS15 **cs11brthrsnum** R11 CS15 NUMBER OF LIVNG BROTHERS

QUESTION TEXT:

How many living brothers {do you/does SP} have?

ENTER NUMBER OF BROTHERS

ENTER NUMBER

Range 0 to 20
Soft Range 0 to 10
REFUSED
DON'T KNOW

PROGRAMMER INSTRUCTIONS:

Hard Range: 0-20.

Soft range: 0-10.

Go to Section EL – Early Life

Derived Variables from Items in CS Section	
cs11dnumchild	R11 D NUMBER OF CHILDREN
cs11dnmstpchd	R11 D NUMBER OF STEPCHILDREN
cs11dnumdaugh	R11 D NUMBER OF DAUGHTERS
cs11dnumson	R11 D NUMBER OF SONS
op11dchildec	R11 D CHILD NOT IN HH DIED
op11dgender	R11 D GENDER UPDATE AND NEW
op11dage	R11 D OP CAT AGE UPDATE AND NEW

Restricted Variables in the CS Section	
op11resstate	R11 RE OP ADDRESS STATE
op11rescity	R11 RE OP ADDRESS CITY
op11rescoy	R11 RE OP ADDRESS COUNTY
op11fpscoy	R11 RE OP ADDRESS FIPS COUNTY
op11fpsstcy	R11 RE OP ADDRESS FIPS STATE/COUNTY

NHATS Round 11

Section EL [EARLY LIFE]

Sequence: 8

BOX EL11

BOXEL11

NOT ON FILE

If LAST INT EL11 = 2 (NO), RF, or DK, SET CURRENT INT EL11 = VALUE OF LAST INT and go to BOX EL12.

If any HOUSEHOLD MEMBER RELATIONSHIP = 13 (MOTHER), set EL11=1 (YES) and go to BOX EL12.
Otherwise go to EL11.

EL11

el11mothalive

R11 EL11 YOUR MOTHER STILL LIVING

QUESTION TEXT:

Is {your/SP's} mother still living?

CODES

1 YES
2 NO
REFUSED
DON'T KNOW

BOX EL12

BOXEL12

NOT ON FILE

If LAST INT EL12 = 2 (NO), RF, or DK, SET CURRENT INT EL12 = VALUE OF LAST INT and go to SN - Social Network.

If any HOUSEHOLD MEMBER RELATIONSHIP = 16(FATHER), set EL12=1 (YES) and go to Section SN - Social Network. Otherwise go to EL12

EL12

el11fathalive

R11 EL12 YOUR FATHER STILL LIVING

QUESTION TEXT:

Is {your/SP's} father still living?

CODES

1 YES
2 NO
REFUSED
DON'T KNOW

PROGRAMMER INSTRUCTIONS:

Go to Section SN - Social Network.

NHATS Round 11

Section SN [SOCIAL NETWORK]

Sequence: 9

BOX SN1 BOX SN1 NOT ON FILE

If PROXY flag = 1 (YES), go to Section HO – Home Environment.
Otherwise, go to SN1PRE

SN1PRE SN1PRE NOT ON FILE

QUESTION TEXT:

The next questions are about who you talk to about important things in your life. This may include good or bad things that happen to you, problems you are having, or important concerns you may have.

PRESS 1 AND ENTER TO CONTINUE

SN2 op11socntwrk R11 SN2 PART OF SP SOCIAL NETWORK

DISPLAY INSTRUCTIONS:

Display PERSON ROSTER with FIRST NAME, LAST NAME, and RELATIONSHIP TO SP if any person has been added to the PERSON ROSTER other than the SP.

Allow entry for FIRST NAME, LAST NAME, and RELATIONSHIP TO SP fields.

For additions to the PERSON ROSTER, display SOCIAL NETWORK RELATIONSHIP CODE LIST.

Display “SP HAS NO ONE TO TALK TO” as first option on the PERSON ROSTER DISPLAY.

Display "UP TO 5 PEOPLE" in bold underlined text.

QUESTION TEXT:

Looking back over the last year, who are the people you talked with most often about important things?

Please tell me their first and last name and their relationship to you.

SELECT/ENTER UP TO 5 PEOPLE IN THE ORDER SP NAMES PEOPLE

PROBE ONCE IF SP NAMES FEWER THAN 5 PEOPLE: Anyone else?

SELECT ALL THAT APPLY

IF PERSON NAMED IS NOT ON THE ROSTER, PRESS CTRL/S TO ADD A PERSON

PROGRAMMER INSTRUCTIONS:

Allow up to 5 selections to PERSON ROSTER. SET SOCIAL NETWORK ORDER flag 1-5 in order selected/added.

Display "CTRL/S" in red bolded font.

If “SP HAS NO ONE TO TALK TO” is selected, disallow other roster entries or selections and go to Section HO – Home Environment.

If “SP HAS NO ONE TO TALK TO” is selected, set NOONETOTALKTO flag = 1 (yes).

If no additions to the PERSON ROSTER, go to Section HO – Home Environment.

If other roster selections and “SP HAS NO ONE TO TALK TO” is selected, display message “INCONSISTENT ANSWER. NO ONE TO TALK TO CANNOT BE SELECTED WITH OTHER ROSTER ENTRIES.”

For each roster selection other than “SP HAS NO ONE TO TALK TO” at SN2, set SOCIAL NETWORK flag = 1 (YES).

If ROSTER MEMBER selected is missing gender, age category, city, or state, prompt for missing data items in SN6-SN8a as needed.

If more than 5 roster members selected at SN2, display error message, “YOU MAY ONLY SELECT 5 PEOPLE.”

SN3**SN3**

NOT ON FILE

DISPLAY INSTRUCTIONS:

Display SN3 and SN4 on same page.

Display “first” as underlined text.

QUESTION TEXT:

[What is (his/her) first name?]

CONFIRM SPELLING

ENTER TEXT

Length

25

SN4**SN4**

NOT ON FILE

DISPLAY INSTRUCTIONS:

Display SN3 and SN4 on same page.

Display “last” as underlined text.

QUESTION TEXT:

[What is (his/her) last name?]

CONFIRM SPELLING

ENTER TEXT

Length

25

SN5**op11relatnshp**

R11 RELASHIP TO SP UPDATE AND NEW

op11dgender

R11 D GENDER UPDATE AND NEW

QUESTION TEXT:

[What is {FIRSTNAME LASTNAME}'s relationship to you?]

PRESS F1 FOR HELP SCREEN

CODES

- 2 SPOUSE/PARTNER
- 3 DAUGHTER
- 4 SON
- 5 DAUGHTER-IN-LAW
- 6 SON-IN-LAW
- 7 STEPDAUGHTER
- 8 STEPSON
- 9 SISTER
- 10 BROTHER

11	SISTER-IN-LAW
12	BROTHER-IN-LAW
13	MOTHER
14	STEPMOTHER
15	MOTHER-IN-LAW
16	FATHER
17	STEPFATHER
18	FATHER-IN-LAW
19	GRANDDAUGHTER
20	GRANDSON
21	NIECE
22	NEPHEW
23	AUNT
24	UNCLE
25	COUSIN
26	STEPDAUGHTER'S SON/DAUGHTER
27	STEPSON'S SON/DAUGHTER
28	DAUGHTER-IN-LAW'S SON/DAUGHTER
29	SON-IN-LAW'S SON/DAUGHTER
30	BOARDER/RENTER
31	PAID AIDE/HOUSEKEEPER/EMPLOYEE
32	ROOMMATE
33	EX-WIFE/EX-HUSBAND
34	BOYFRIEND/GIRLFRIEND
35	NEIGHBOR
36	FRIEND
37	SOMEONE/SERVICE AT THE PLACE SP LIVES/LIVED
38	CO-WORKER
39	MINISTER, PRIEST, OR OTHER CLERGY
40	PSYCHIATRIST, PSYCHOLOGIST, COUNSELOR, OR THERAPIST
91	OTHER RELATIVE
92	OTHER NONRELATIVE

PROGRAMMER INSTRUCTIONS:

For each addition to the PERSON ROSTER:

If 5 (daughter-in-law), 9 (sister), 11 (sister-in-law), 13 (mother), 14 (stepmother), 15 (mother-in-law), 19 (granddaughter), 21 (niece), or 23 (aunt) selected, set PERSON GENDER = 2 (female) and display SN7-SN8b for each.

Else if 6 (son-in-law), 10 (brother), 12 (brother-in-law), 16 (father), 17 (stepfather), 18 (father-in-law), 20 (grandson), 22 (nephew), or 24 (uncle) selected, set PERSON GENDER = 1 (male) and display SN7-SN8b for each.

Otherwise, display SN6-SN8b for each.

SN6

op11dgender

R11 D GENDER UPDATE AND NEW

QUESTION TEXT:

If NOT OBVIOUS, ASK:

What is {FIRST NAME LAST NAME}'s gender?

CODES

1	MALE
2	FEMALE
	REFUSED
	DON'T KNOW

PROGRAMMER INSTRUCTIONS:

Write PERSON GENDER to PERSON ROSTER.

BOX SN7

BOX SN7

NOT ON FILE

If (DATE OF BIRTH and MONTH OF BIRTH and YEAR OF BIRTH) for ROSTER MEMBER <> (NULL, RF, or DK), go to BOX SN8.
Else if AGE CATEGORY for ROSTER MEMBER <> (NULL, RF or DK), go to SN7.
Else if AGE CATEGORY for ROSTER MEMBER = (NULL, RF or DK), go to SN7A.
Otherwise, go to BOX SN8.

SN7

SN7

NOT ON FILE

DISPLAY INSTRUCTIONS:

Display SN8a and 8b on the same screen.

Display "city" as underlined text.

QUESTION TEXT:

Is {FIRST NAME LAST NAME} still {LAST INT AGE CATEGORY} years old?

CODES

1	INFO CORRECT	BOX SN8
2	UPDATES NEEDED	
	REFUSED	BOX SN8
	DON'T KNOW	BOX SN8

PROGRAMMER INSTRUCTIONS:

If SN7 = 1 (INFO CORRECT), prefill SN7A with preloaded age category.

SN7A

op11dcatgryag

R11 D OTH PERSN SN CAT AGE

QUESTION TEXT:

How old is {FIRST NAME LAST NAME}?

CODES

1	UNDER 30
2	30-39
3	40-49
4	50-59
5	60-69
6	70-79
7	80-89
8	90+
	REFUSED
	DON'T KNOW

PROGRAMMER INSTRUCTIONS:

Write AGE CATEGORY to PERSON ROSTER.

BOX SN8

BOX SN8

NOT ON FILE

If CITY for ROSTER MEMBER <> (NULL, RF or DK), go to SN8.
Else if CITY for ROSTER MEMBER = (NULL, RF or DK), go to SN8A.
Otherwise, go to BOX SN9.

SN8

SN8

NOT ON FILE

QUESTION TEXT:

Does {FIRST NAME LAST NAME} still live in {CITY, STATE}?

CONFIRM SPELLING

CODES

1	INFO CORRECT	BOX SN9
2	UPDATES NEEDED	
	REFUSED	BOX SN9
	DON'T KNOW	BOX SN9

PROGRAMMER INSTRUCTIONS:

If SN7 = 1 (INFO CORRECT), prefill SN7A with preloaded age category.

SN8A

op11rescity (Restricted) R11 RE OP ADDRESS CITY

DISPLAY INSTRUCTIONS:

Display SN8a and 8b on the same screen.
Display "city" as underlined text.

QUESTION TEXT:

Where does {FIRST NAME LAST NAME} live?

[What is {FIRST NAME LAST NAME}'s city?]

CONFIRM SPELLING

ENTER TEXT

Length 25

SN8B

op11resstate (Restricted) R11 RE OP ADDRESS STATE

DISPLAY INSTRUCTIONS:

Display SN8a and 8b on the same screen.
Display "state" as underlined text.

QUESTION TEXT:

[What is {FIRST NAME LAST NAME} state?]

TYPE THE FIRST LETTER OF THE STATE, THEN USE ARROW KEYS IF NEEDED TO LOCATE STATE, AND PRESS ENTER TO SELECT

PROGRAMMER INSTRUCTIONS:

Use lookup file (59STATETERR) of state names
Display state name response label.
Write PERSON CITY and STATE to PERSON ROSTER.

BOX SN9

BOX SN9 NOT ON FILE

Go to BOX SN6A for next ROSTER MEMBER selected or added at SN2.
If no other selections or additions, go to SN9.

SN9

SN9 NOT ON FILE

QUESTION TEXT:

IS THE SOCIAL NETWORK MATRIX COMPLETE?

CODES

1	YES
2	NO

SECTION HO
SN2

PROGRAMMER INSTRUCTIONS:

If SNg = 2 (NO), display error message "GO BACK AND ADD THE PERSON".

Derived Variables from Items in SN Section

sn11dnumsn	R11 D NUMBER IN SOCIAL NETWORK
op11dcatgryag	R11 D OTH PERSN NEW SN CAT AGE
op11dsocwrkfl	R11 D LIKELY SOCIAL NETWRK MEMBER
op11dgender	R11 D GENDER UPDATE AND NEW

Flag Variables set in SN Section

fl11noonetalk	R11 F SN SP HAS NO ONE TO TALK TO
----------------------	-----------------------------------

Restricted Variables in the SN Section

op11resstate	R11 RE OP ADDRESS STATE
op11rescity	R11 RE OP ADDRESS CITY
op11rescoy	R11 RE OP ADDRESS COUNTY
op11fpscocy	R11 RE OP ADDRESS FIPS COUNTY
op11fpsstcy	R11 RE OP ADDRESS FIPS STATE/COUNTY

NHATS Round 11

Section HO [HOME ENVIRONMENT]

Sequence: 10

HO1PRE

HO1PRE

NOT ON FILE

DISPLAY INSTRUCTIONS:

If STRUCTURE flag = 2 (MULTI-UNIT), display “building”.
Otherwise, display “home”.

QUESTION TEXT:

Now I have some questions about {your/SP’s}{home/building}.

PRESS 1 AND ENTER TO CONTINUE

HO1

ho1entrstair

R11 HO1 ENTRANCE STAIRS OUTSIDE

QUESTION TEXT:

Thinking about the entrance that {you use/SP uses} most often, are there stairs or a step up or down to get into {your/SP’s}{home/building} from outside?

CODES

- 1 YES
 - 2 NO
 - REFUSED
 - DON’T KNOW
-

BOX HO2

BOX HO2

NOT ON FILE

If STRUCTURE flag = 2 (multi-unit), go to HO2.
ELSE, go to HO3.

HO2

ho1entrccomn

R11 HO2 ENTRANCE COMMON OR PRIVAT

QUESTION TEXT:

Is this a common or shared entrance, or is it an entrance directly into {your/SP’s}{home/apartment/room/unit/suite/other}?

CODES

- 1 COMMON OR SHARED ENTRANCE
 - 2 ENTRANCE DIRECTLY INTO HOME
 - REFUSED
 - DON’T KNOW
-

HO3

ho1entrnramp

R11 HO3 RAMP AT ENTRANCE

QUESTION TEXT:

Whether or not {you use/SP uses} it, does this entrance have a ramp?

CODES

- 1 YES
- 2 NO
- REFUSED
- DON’T KNOW

BOX HO4**BOX HO4**

NOT ON FILE

If NEW RESIDENCE flag = 1 and STRUCTURE flag = 2 (multi-unit) and RE9= 2 (multiple floors), then go to HO4, variable text [a].

Else if NEW RESIDENCE flag = 1 and STRUCTURE flag = 2 (multi-unit) and RE9=1 (single floor), then go to HO4, variable text [c].

Otherwise, go to BOX HO5.

HO4**ho11bldgamen1**

R11 HO4A NEW RES BLDG HAS ELEVATOR

ho11bldgamen2

R11 HO4B NEW RES BLDG STAIR LIFT GLIDE

ho11bldgamen3

R11 HO4C NEW RES BLDG COMMN SPACE MEALS

ho11bldgamen4

R11 HO4D NEW RES BLDG SPACE SOCIAL EVT

DISPLAY INSTRUCTIONS:

If at HO4a do not display brackets in question text.

If at HO4c and RE9= 1 (single floor), do not display brackets in question text.

Otherwise, display brackets.

Use "Same Question Stem" display

QUESTION TEXT:

{{Does the building that {you live/SP lives} in have{{}}

{variable text [a-d]}

RESPONSE [1] a. an elevator?

RESPONSE [2] b. a stair lift or stair glide?

RESPONSE [3] c. common or shared spaces that are used for meals?

RESPONSE [4] d. common or shared spaces that can be used for socializing?

CODES

- | | |
|---|------------|
| 1 | YES |
| 2 | NO |
| | REFUSED |
| | DON'T KNOW |

PROGRAMMER INSTRUCTIONS:

Array the responses and Variable text columns in the panel.

Display 'variable text' in the a-d sequence until all rows have been displayed.

BOX HO5**BOX HO5**

NOT ON FILE

If STRUCTURE flag = 2 (multi-unit), go to HO10PRE.

Otherwise, go to HO5

HO5**ho11levelsflr**

R11 HO5 NUMBR OF LEVELS OR FLOORS

QUESTION TEXT:

How many levels or floors are in {your/SP's} home, including a basement if {you have/{he/she} has} one?

CODES

1	1	HO10PRE
2	2	
3	3	
4	4+	
	REFUSED	
	DON'T KNOW	

PROGRAMMER INSTRUCTIONS:

If HO5 = 1 (living space on one floor), set ONE FLOOR flag = 1

HO8

ho11homeamen1	R11 HO8A BED KITCHN BATH SAME FLR
ho11homeamen2	R11 HO8B HOME HAS ELEVATOR
ho11homeamen3	R11 HO8C HOME HAS STAIR LFT GLIDE

DISPLAY INSTRUCTIONS:

If at HO8a, do not display brackets in question text. Otherwise, display brackets.

Use "Same Question Stem" display

QUESTION TEXT:

{[]Whether or not {you use/SP uses} it, does {your/SP's} home have{[]}

{variable text [a-c]}

RESPONSE [1] a. a bedroom, kitchen, and full bathroom with a shower or tub on the same floor?

RESPONSE [2] b. an elevator?

RESPONSE [3] c. a stair lift or stair glide?

CODES

1	YES
2	NO
	REFUSED
	DON'T KNOW

PROGRAMMER INSTRUCTIONS:

Array the responses and Variable text columns in the panel.
Display 'variable text' in the a-d sequence until all rows have been displayed.

HO10PRE

HO10PRE

NOT ON FILE

DISPLAY INSTRUCTIONS:

If HOTYPE flag = 1 (HOME), display "home".
Else if HOTYPE flag = 2 (APARTMENT), display "apartment".
Else if HOTYPE flag = 3 (ROOM), display "room".
Else if HOTYPE flag = 4 (UNIT), display "unit".
Else if HOTYPE flag = 5 (SUITE), display "suite".
Else if HOTYPE flag = 6 (OTHER), display "TEXT ENTERED AT HT10A (OTHER)".

QUESTION TEXT:

Now, I'd like to ask you some questions about the inside of {your/SP's}
{home/apartment/unit/suite/room/other}.

PRESS 1 AND ENTER TO CONTINUE

If NEW RESIDENCE flag = 1 and FACILITY flag = 1, go to HO10.
 Otherwise, go to HO11.

HO10

ho11bathprivt

R11 HO10 NEW FAC RES PRIV BATH

DISPLAY INSTRUCTIONS:

If HOTYPE flag = 2 (APARTMENT), display "apartment".
 Else if HOTYPE flag = 3 (ROOM), display "room".
 Else if HOTYPE flag = 4 (UNIT), display "unit".
 Else if HOTYPE flag = 5 (SUITE), display "suite".
 Else if HOTYPE flag = 6 (OTHER), display "TEXT ENTERED AT HT10A (OTHER)".

QUESTION TEXT:

Does {your/SP's} {apartment/unit/suite/room/other} have a private bathroom with a shower or tub?

CODES

- 1 YES
- 2 NO
- REFUSED
- DON'T KNOW

HO11

ho11bathamen1

R11 HO11A BATH HAS BATHTUB

ho11bathamen2

R11 HO11B BATH HAS SHOWER STALL

ho11bathamen3

R11 HO11C BATH GRAB BAR IN SHOWER

ho11bathamen4

R11 HO11D BATH SEAT FR SHOWER TUB

ho11bathamen5

R11 HO11E BATH RAISED TOILET SEAT

ho11bathamen6

R11 HO11F BATH GRAB BARS TOILET

ho11bathamen7

R11 HO11G BATH MED EMERGENCY SYSTEM

DISPLAY INSTRUCTIONS:

If FACILITY flag = 1, and HO10= 1 (private shower or tub), display "the bathroom in {your /his/her} {apartment/unit/suite/room/other} have"

If FACILITY flag = 1, and HO10=2 (no private shower or tub), display "{your/his/her} bathroom have"

Otherwise display "{your/{his/her}} home"

Use "Same Question Stem" display

If at HO11a, do not display question text in brackets.
 Otherwise, display question text in brackets.

For HO11b:
 If HO11a = 1 (yes), display "separate from the tub".
 Otherwise, use null display.

For HO11c and HO11d:

If HO11a=2 and HO11b=2 then display "PLEASE CONFIRM: {SP} HAS NO ACCESS TO A BATHTUB AND NO ACCESS TO A SHOWER" before displaying HO11e.

If HO11a= 2 (no bathtub) and HO11b = 1 (yes, shower stall), display “shower”
 If HO11a = 1 (yes, bathtub) and HO11b = 2 (no shower stall), display “tub area”
 If HO11a = 1 (yes, bathtub) and HO11b = 1 (yes, shower stall), display “shower or tub area”

QUESTION TEXT:

{[]Whether or not {you use/SP uses} it, does {the bathroom in {your /{his/her}}
 {apartment/unit/suite/room/other}/{your/{his/her}} bathroom/{your/{his/her}} home } have{[]}

{variable text [a-g]}

RESPONSE [1] a. a bathtub?
 RESPONSE [2] b. a shower stall {separate from the tub}?
 RESPONSE [3] c. a grab bar in the {shower/tub area/shower or tub area}?

IF NEEDED: A grab bar is designed to help you steady yourself. It may be attached to the wall or built into the shower or tub. Do not include towel racks.

RESPONSE [4] d. a seat for the {shower/tub/shower or tub}?

IF NEEDED: This includes a chair, stool, or bench used in the shower or bathtub. Some seats are placed in the shower or tub, others are built in.

RESPONSE [5] e. a raised toilet or raised toilet seat?
 RESPONSE [6] f. grab bars around the toilet?
 RESPONSE [7] g. a medical emergency system to call someone for help?

CODES

1 YES
 2 NO
 REFUSED
 DON'T KNOW

PROGRAMMER INSTRUCTIONS:

Array the responses and Variable text columns in the panel.
 Display 'variable text' in the a-f sequence until all rows have been displayed.

If HO11a=2 (no) and HO11b=2 (no) then set BATHGRABBAR flag=2, set BATHSEAT flag=2, and skip to HO11e.

If FACILITY flag = 1, go to HO12 after HO11f.
 Otherwise, display [RESPONSE 7] and variable text {g}

IF HO11c=1 (yes), set BATHGRABBAR flag = 1 (yes)
 IF HO11d=1 (yes), set BATHSEAT flag = 1 (yes)
 IF HO11e=1 (yes), set RAISED TOILET flag = 1 (yes)
 IF HO11f=1 (yes), set TOILETGRABBAR flag = 1 (yes)

BOX HO12 **BOX HO12** NOT ON FILE

If NEW RESIDENCE flag = 1 and FACILITY FLAG = 1 (YES), GO TO HO12.
 ELSE GO TO HO14.

HO12 **ho11kitchnprv** R11 HO12 NEW FAC RES PRIV KITCHEN

QUESTION TEXT:

Does {your/SP's} {apartment/room/unit/suite/other} have a private kitchen or private kitchen area?

IF NEEDED: A private kitchen area is a place in your home where you can store food and prepare simple meals or snacks.

CODES

1	YES	HO14
2	NO	
	REFUSED	
	DON'T KNOW	

HO13**ho11kitchncom**

R11 HO13 NEW FAC RES COMMON KITCHEN

QUESTION TEXT:

Is there a kitchen area in the building where people who live {here/where SP lives} can store food or prepare simple meals or snacks?

CODES

1	YES	SECTION EM
2	NO	SECTION EM
	REFUSED	SECTION EM
	DON'T KNOW	SECTION EM

HO14**ho11microwave**

R11 HO14 USE OF MICROWAVE

QUESTION TEXT:

(Whether or not {you use/SP uses} it,) does {your/SP's} kitchen have a working microwave?

CODES

1	YES	
2	NO	
	REFUSED	PE8
	DON'T KNOW	

PROGRAMMER INSTRUCTIONS:

Go to Section EM – Environment Modifications.

Derived Variables From Items in HO Section

ho11dbldg1	R11 D BLDG HAS ELEVATOR
ho11dbldg2	R11 D BLDG HAS STAIR LIFT GLIDE
ho11dbldg3	R11 D BLDG HAS COMMN SPACE MEALS
ho11dbldg4	R11 D BLDG HAS SPACE SOCIAL EVENT
ho11dbathprvt	R11 D FAC HAS PRIVATE BATH
ho11dkitchnpr	R11 D FAC HAS PRIV KITCHEN
ho11dkitchnco	R11 D FAC HAS COMMON KITCHEN

Flag Variables Set in HO Section

f111bathgrbbr	R11 F HO SPS BATH HAS GRAB BARS
f111bathseat	R11 F HO SPS BATH HAS SEAT

f11raisedtl

R11 F HO SP HAS RAISED TOILET

f11ltgrbbr

R11 F HO SP TOILET HAS GRAB BARS

NHATS Round 11

Section EM [ENVIRONMENTAL MODIFICATIONS]

Sequence: 11

BOX EM1

BOX EM1

NOT ON FILE

If NEW RESIDENCE flag <>1, go to BOX EM2.

Else if (HO2 <> 1 (COMMON OR SHARED ENTRANCE) and HO3=1 (YES, RAMP)) or HO8b=1 (YES, ELEVATOR) or HO8c=1 (YES, STAIRLIFT) or HO11c=1 (YES, SHOWER GRABBAR) or HO11d=1 (YES, SHOWER SEAT) or HO11e=1 (YES, RAISED TOILET SEAT) or HO11f=1 (YES, TOILET GRABBAR), go to EM1.

Otherwise, go to EM4.

EM1

em11modhere1

R11 EM1 NEW RES ALL ITEMS HERE

DISPLAY INSTRUCTIONS:

If HO2<>1 (COMMON OR SHARED ENTRANCE) and HO3=1 (YES), display “a ramp”

If HO8b=1 (YES), display “an elevator”

If HO8c=1 (YES), display “a stair lift or stair glide”

If HO11c=1 (YES), display “a grab bar in the shower or tub area”

If HO11d=1 (YES), display “a seat for the shower or tub”

If HO11e=1 (YES), display “a raised toilet or raised toilet seat”

If HO11f=1 (YES), display “grab bars around the toilet”

If only one item listed, display “Was this item” and “it”

Otherwise, display “Were all these items” and “any of them”

QUESTION TEXT:

You told me that {you have/SP has}:

{a ramp}

{an elevator}

{a stair lift or stair glide}

{a grab bar in the shower or tub area}

{a seat for the shower or tub}

{a raised toilet or raised toilet seat}

{grab bars around the toilet}

{Was this item/Were all these items} here when {you/{he/she}} moved in or did {you{he/she}} add {it/any of them}?

CODES

1	ALL ITEMS HERE	EM4
2	ADDED ONE OR MORE ITEMS	
	REFUSED	EM4
	DON'T KNOW	EM4

If (HO2 <> 1 (COMMON OR SHARED ENTRANCE) and HO3 = 1 (YES, RAMP)) or HO8b = 1 (YES, ELEVATOR) or HO8c = 1 (YES, STAIRLIFT) or HO11c = 1 (YES, SHOWER GRABBAR) or HO11d = 1 (YES, SHOWER SEAT) or HO11e = 1 (YES, RAISED TOILET SEAT) or HO11f = 1 (YES, TOILET GRABBAR), go to EM2.

Otherwise, go to EM4.

EM2	em11addlstyr1	R11 EM2A RAMP ADDED
	em11addlstyr2	R11 EM2B ELEVATOR ADDED
	em11addlstyr3	R11 EM2C STR LIFT ADDED
	em11addlstyr4	R11 EM2D SHWR GRABBAR ADDED
	em11addlstyr5	R11 EM2E BATHSEAT ADDED
	em11addlstyr6	R11 EM2F TOILETSEAT ADDED
	em11addlstyr7	R11 EM2G TOILET GRABNARS ADDED

DISPLAY INSTRUCTIONS:

Use “Same Question Stem” display

If at first question item, do not display question text in brackets. Otherwise, display question text in brackets.

If NEW RESIDENCE flag = 1 (YES), display "We'd like to know {if this was/which of these were} added to {your/SP's} current home. Since {you/SP} moved here, did {you/he/she} add the"

Display "current" in underlined text.

If NEW RESIDENCE flag <>1 , display "Since the last interview in {LAST INT MONTH AND YEAR}, did {you/SP} add the"

If only one item listed at EM1, display “if this was”. Otherwise, display “which of these were”.

If HO2 <> 1 (COMMON OR SHARED ENTRANCE) and HO3=1 (YES), display RESPONSE [1] and variable text {a}

If HO8b=1 (YES), display RESPONSE [2] and variable text {b}

If HO8c=1 (YES), display RESPONSE [3] and variable text {c}

If HO11d=1 (YES), display RESPONSE [4] and variable text {d}

If HO11e=1 (YES), display RESPONSE [5] and variable text {e}

If HO11f=1 (YES), display RESPONSE [6] and variable text {f}

If HO11g=1 (YES), display RESPONSE [7] and variable text {g}

QUESTION TEXT:

{[]}{We'd like to know {if this was/which of these were} added to {your/SP's} current home. Since {you/SP} moved here, did {you/he/she} add the/Since the last interview in {LAST INT MONTH AND YEAR}, did {you/SP} add the{[]}

{RESPONSE [1] a. ramp?}
 {RESPONSE [2] b. elevator?}
 {RESPONSE [3] c. stair lift or stair glide?}
 {RESPONSE [4] d. grab bar in the shower or tub area?}
 {RESPONSE [5] e. seat for the shower or tub?}
 {RESPONSE [6] f. raised toilet or raised toilet seat?}
 {RESPONSE [7] g. grab bars around the toilet?}

CODES

1 YES
 2 NO
 REFUSED
 DON'T KNOW

PROGRAMMER INSTRUCTIONS:

Array the responses and Variable text columns in the panel.
 Display 'variable text' in the a-g sequence until all rows have been displayed.

BOX EM3

BOX EM3

NOT ON FILE

If EM2 a-g = 2 (NO), go to EM4.
 Otherwise, go to EM3.

EM3

em11payyufam1

R11 EM3A SP PAID FOR RAMP

em11payyufam2

R11 EM3B SP PAID FOR ELEVATOR

em11payyufam3

R11 EM3C SP PAID STAIR LFT GLIDE

em11payyufam4

R11 EM3D SP PAID SHOWER GRABBAR

em11payyufam5

R11 EM3E SP PAID SHOWER SEAT

em11payyufam6

R11 EM3F SP PAID RAISD TOILT SEAT

em11payyufam7

R11 EM3G SP PAID TOILET GRABBARS

DISPLAY INSTRUCTIONS:

Use "Same Question Stem" display

If at first question item, do not display question text in brackets.

Otherwise, display question text in brackets.

If EM2a = 1 (YES), display RESPONSE [1] and variable text {a}

If EM2b=1 (YES), display RESPONSE [2] and variable text {b}

If EM2c=1 (YES), display RESPONSE [3] and variable text {c}

If EM2d=1 (YES), display RESPONSE [4] and variable text {d}

If EM2e=1 (YES), display RESPONSE [5] and variable text {e}

If EM2f=1 (YES), display RESPONSE [6] and variable text {f}

If EM2g=1 (YES), display RESPONSE [7] and variable text {g}

QUESTION TEXT:

```

{{Did {you/SP} or {your/{his/her}} family pay any of the cost of adding or getting the{{}}

{RESPONSE [1] a. ramp?}
{RESPONSE [2] b. elevator?}
{RESPONSE [3] c. stair lift or stair glide?}
{RESPONSE [4] d. grab bar in the shower or tub area?}
{RESPONSE [5] e. seat for the shower or tub?}
{RESPONSE [6] f. raised toilet or raised toilet seat?}
{RESPONSE [7] g. grab bars around the toilet?}

```

CODES

- 1 YES
- 2 NO
- REFUSED
- DON'T KNOW

PROGRAMMER INSTRUCTIONS:

Array the responses and Variable text columns in the panel.
 Display 'variable text' in the a-g sequence until all rows have been displayed.

EM4

em11paydevce1	R11 EM4A SP PAID FOR VISION AIDS
em11paydevce2	R11 EM4B SP PAID FOR HEARING AID
em11paydevce3	R11 EM4C SP PAID FOR CANE
em11paydevce4	R11 EM4D SP PAID FOR WALKER
em11paydevce5	R11 EM4E SP PAID FOR WHEELCHAIR
em11paydevce6	R11 EM4F SP PAID FOR SCOOTER
em11paydevce7	R11 EM4G SP PAID FOR GRABBER
em11paydevce8	R11 EM4H SP PD SPECIAL DRESS ITM
em11paydevce9	R11 EM4I SP PAID ADAPTED UTENSILS

DISPLAY INSTRUCTIONS:

- Use "Same Question Stem" display
- If at EM4a, do not display question text in brackets.
- Otherwise, display question text in brackets.
- Display "pay anything for" in bold underlined text.

QUESTION TEXT:

```

{{Here are a few other devices that help with daily activities. Whether or not {you use/SP uses} them
now, since the last interview in {LAST INT MONTH AND YEAR}, did {you/{he/she}} or {your/{his/her}}
family pay anything for the following items for {you/{him/her}}?{{}}

{variable text [a-i]}

RESPONSE [1] a. glasses or other vision aids such as a magnifying glass?
RESPONSE [2] b. a hearing aid?
RESPONSE [3] c. a cane?
RESPONSE [4] d. a walker?
RESPONSE [5] e. a wheelchair?
RESPONSE [6] f. a scooter?

```

RESPONSE [7] g. a reacher or grabber to pick up things more easily?
 RESPONSE [8] h. special items to help with dressing, such as button hooks or clothes that are designed to get on and off easily?
 RESPONSE [9] i. adapted utensils to help {you/SP} to eat or cut {your/{his/her}} food?

IF NEEDED: Adapted utensils include things like easy-to-grip silverware, knives that rock, and plates with high sides.

CODES

- 1 YES
- 2 NO
- REFUSED
- DON'T KNOW

PROGRAMMER INSTRUCTIONS:

Array the responses and Variable text columns in the panel.
 Display 'variable text' in the a-i sequence until all rows have been displayed.

EM5

em11payaltgth

R11 EM5 PAY FOR THESE ALTOGETHER

DISPLAY INSTRUCTIONS:

- If EM3a=1 (YES), display “ramp”
- If EM3b=1 (YES), display “elevator”
- If EM3c=1 (YES), display “stair lift or stair glide”
- If EM3d=1 (YES), display “grab bar in the shower or tub area”
- If EM3e=1 (YES), display “seat for the shower or tub”
- If EM3f=1 (YES), display “raised toilet or raised toilet seat”
- If EM3g=1 (YES), display “grab bars around the toilet”
- If EM4a=1 (YES), display “glasses or other vision aids”
- If EM4b=1 (YES), display “hearing aid”
- If EM4c=1 (YES), display “cane”
- If EM4d=1 (YES), display “walker”
- If EM4e=1 (YES), display “wheelchair”
- If EM4f=1 (YES), display “scooter”
- If EM4g=1 (YES), display “reacher or grabber”
- If EM4h=1 (YES), display “special items to help with dressing”
- If EM4i=1 (YES), display “adapted utensils”

If more than one item displayed, display commas between each one and display "and" before the last display text.

QUESTION TEXT:

Thinking about the {ramp} {elevator} {stair lift or stair glide} {grab bar in the shower or tub area} {seat for the shower or tub} {raised toilet or raised toilet seat} {grab bars around the toilet} {glasses or vision aids} {hearing aid} {cane} {walker} {wheelchair} {scooter} {reacher or grabber} {special items to help with dressing} {adapted utensils} that {you/SP} (and {your/{his/her}} family) paid for since the last interview in {LAST INT MONTH AND YEAR}, about how much was that altogether? Was it more than \$500, less than \$500, or just about \$500?

CODES

- 1 MORE THAN \$500
 - 3 LESS THAN \$500
 - JUST ABOUT \$500
 - REFUSED
 - DON'T KNOW
- EM7
Section CM
Section CM
Section CM

PROGRAMMER INSTRUCTIONS:

Array the responses and Variable text columns in the panel.

Display 'variable text' in the a-i sequence until all rows have been displayed.

EM6**em11morls1000**

R11 EM6 MORE LESS OR ABOUT \$1000

QUESTION TEXT:

Was it more than \$1000, less than \$1,000, or just about \$1,000?

CODES

1	MORE THAN \$1,000	Section CM
2	LESS THAN \$1,000	Section CM
3	JUST ABOUT \$1,000	Section CM
	REFUSED	Section CM
	DON'T KNOW	Section CM

EM7**em11morls100**

R11 EM7 MORE LESS OR ABOUT \$100

QUESTION TEXT:

Was it more than \$100, less than \$1,00, or just about \$1,00?

CODES

1	LESS THAN \$100
2	JUST ABOUT \$100
3	REFUSED
	DON'T KNOW

PROGRAMMER INSTRUCTIONS:

Go to Section CM – Community.

NHATS Round 11

Section CM [COMMUNITY]

Sequence: 12

CM1PRE

CM1PRE

NOT ON FILE

Now I'm going to read some statements about the community where {you live/SP lives}.

PRESS 1 AND ENTER TO CONTINUE

CM1

cm11knowwell

R11 CM2 PEOPL KNOW EACH OTHR WELL

DISPLAY INSTRUCTIONS:

Use "Same Question Stem" display.

Display CM1, 2, and 4 on the same screen.

QUESTION TEXT:

People in {this/SP's} community know each other very well. Do you agree a lot, a little, or do you not agree?

CODES

- 1 AGREE A LOT
 - 2 AGREE A LITTLE
 - 3 DO NOT AGREE
REFUSED
DON'T KNOW
-

CM2

cm11willnghlp

R11 CM2 PEOPL WILLG HLP EACH OTHR

DISPLAY INSTRUCTIONS:

Use "Same Question Stem" display.

Display CM1, 2, and 4 on the same screen.

QUESTION TEXT:

People in {this/SP's} community are willing to help each other. [Do you agree a lot, a little, or do you not agree?]

CODES

- 1 AGREE A LOT
 - 2 AGREE A LITTLE
 - 3 DO NOT AGREE
REFUSED
DON'T KNOW
-

CM4

cm11peoptrstd

R11 CM4 PEOPLE CAN BE TRUSTED

DISPLAY INSTRUCTIONS:

Use "Same Question Stem" display.

Display CM1, 2, and 4 on the same screen.

QUESTION TEXT:

People in {this/SP's} community can be trusted. [Do you agree a lot, a little, or do you not agree?]

CODES

- | | |
|---|----------------|
| 1 | AGREE A LOT |
| 2 | AGREE A LITTLE |
| 3 | DO NOT AGREE |
| | REFUSED |
| | DON'T KNOW |

PROGRAMMER INSTRUCTIONS:

GO TO SECTION TE – TECHNOLOGICAL ENVIRONMENT

NHATS Round 11

Section TE [TECHNOLOGICAL ENVIRONMENT]

Sequence: 13

TE1PRE

TE1PRE

NOT ON FILE

QUESTION TEXT:

Now I have a few questions about the phones and computers {you/SP} may have in {your/his/her} {home/apartment/room/unit/suite/other}.

PRESS 1 AND ENTER TO CONTINUE

TE1

te11cellphone

R11 TE1 WORKING CELL PHONE

QUESTION TEXT:

{Do you/Does SP} have a working cell phone?

IF NEEDED: A cell phone is a phone that you can use anywhere you go.

CODES

- 1 YES
 - 2 NO
 - REFUSED
 - DON'T KNOW
-

TE3

te11othrphone

R11 TE3 ONE PHONE OTHER THAN CELL

QUESTION TEXT:

Is there at least one working telephone in {your/SP's}{home/apartment/room/unit/suite/other} that is not a cell phone?

CODES

- 1 YES
 - 2 NO
 - REFUSED
 - DON'T KNOW
-

TE6

te11computer

R11 TE6 HAS A WORKING COMPUTER

QUESTION TEXT:

{Do you/Does SP} have a working computer in {your/his/her}{home/apartment/room/unit/suite/other}?

IF NEEDED: Please include desktops and laptop computers only, not cell phones that go on the Internet or online.

CODES

- 1 YES TE8A
 - 2 NO
 - 7 YES, DOESN'T KNOW HOW TO USE A COMPUTER TE8A
 - REFUSED
 - DON'T KNOW
-

TE8

te11compoth

R11 TE8 USED COMPUTER ANYWHRE ELS

DISPLAY INSTRUCTIONS:

If STRUCTURE flag = 2 (multi-unit), display "in {your/his/her} building,".

QUESTION TEXT:

In the last month, {have you/has SP} used a computer anywhere else?

IF NEEDED: Other places include {in {your/his/her} building,} at a library, or at a friend or family member's home.

CODES

- 1 YES
- 2 NO
- REFUSED
- DON'T KNOW

TE8A

te11tablet

R11 TE8A SP HAS A TABLET COMPUTER

QUESTION TEXT:

{Do you/Does SP} have a tablet computer like the iPad that works by touching the screen?

IF NEEDED: By tablet computer we mean devices like the iPad, Kindle Fire, Galaxy, or Surface tablet that let you go online and that work by touching the screen. Do not include eBook readers like the Nook or Kindle.

CODES

- 1 YES
- 2 NO
- 7 YES, DOESN'T KNOW HOW TO USE
- REFUSED
- DON'T KNOW

BOX TE9

BOX TE9

NOT ON FILE

If TE1 = 2 (NO CELL PHONE) and TE6 = 2 (NO COMPUTER) and TE8 = 2 (NO COMPUTER USE ELSEWHERE) and [TE8A=2 (NO TABLET COMPUTER) or TE8A=7 (YES, DOESN'T KNOW HOW TO USE)], go to Section MD – Mobility Devices.

If TE1 = 2 (NO CELL PHONE) and TE6 = 7 (DOESN'T KNOW HOW TO USE COMPUTER) and [TE8A=2 (NO TABLET COMPUTER) or TE8A=7 (YES, DOESN'T KNOW HOW TO USE)], go to Section MD – Mobility Devices.

Otherwise, go to TE9.

TE9

te11emailtext

R11 TE9 EMAIL OR TEXTING

QUESTION TEXT:

In the last month, {have you/has SP} ever sent messages by email or texting?

IF NEEDED: Texting is like email but usually done on a phone.

CODES

- 1 YES
 - 2 NO
 - REFUSED
 - DON'T KNOW
- TE11
TE11
TE11

TE10

te11oftnemail

R11 TE10 EMAIL OR TEXTING OFTEN

QUESTION TEXT:

In the last month, how often did {you/SP} send messages by email or texting? Would you say most days, some days or rarely?

CODES

1	MOST DAYS
2	SOME DAYS
3	RARELY
	REFUSED
	DON'T KNOW

TE11**te11online**

R11 TE11 ONLINE COMPUTER USE

DISPLAY INSTRUCTIONS:

If TE9 = 1 (YES), display "Besides email or texting," and "other".

QUESTION TEXT:

In the last month, {besides email or texting, }{have you/has SP} ever gone on the Internet or online for any {other} reason?

CODES

1	YES	
2	NO	SECTION MD
	REFUSED	SECTION MD
	DON'T KNOW	SECTION MD

TE12**te11shoponli1**

R11 TE12A INTERNET SHOP GROCERY

te11shoponli2

R11 TE12B INTERNET BANKING

te11shoponli3

R11 TE12C INTERNET ORDR REFLR RX

te11socialnet

R11 TE12D SOCIAL NETWORK SITES

te11shoponli5R11 TE12E INTERNET VISIT FAM FRIENDS
VIDEO CALLS**DISPLAY INSTRUCTIONS:**

Use "Same Question Stem" display

If at TE12a, do not display question text in brackets.
Otherwise, display question text in brackets

QUESTION TEXT:

{[]}In the last month, {have you/has SP} gone on the Internet or online to{[]}

{variable text [a-D]}

RESPONSE [1] a. shop for groceries or personal items?

IF NEEDED: By personal items, we mean things like toiletries that you can buy at the grocery or drug store?

RESPONSE [2] b. pay bills or do banking?

RESPONSE [3] c. order or refill prescriptions?

RESPONSE [4] d. visit social network sites?

IF NEEDED: These include sites where you can keep in touch with friends, like Facebook or LinkedIn.

RESPONSE [5] e. visit with family or friends on video calls?

IF NEEDED:

This includes Zoom, FaceTime, and other online video calls.

CODES

1	YES
2	NO
	REFUSED

DON'T KNOW

PROGRAMMER INSTRUCTIONS:

Array the responses and variable text columns in the panel.
Display 'variable text' in the a-d sequence until all rows have been displayed

TE13	te11intrntmd1	R11 TE13B INTERNET MEDICAL PROVDR (PREVIOUSLY TE13A)
	te11intrntmd2	R11 TE13C INTERNET INSURANCE INFO (PREVIOUSLY TE13B)
	te11intrntmd3	R11 TE13D INTERNET HEALTH CONDS (PREVIOUSLY TE13C)
	te11intrntmd4	R11 TE13A INTERNET TELEHEALTH VISIT MED PROVDR

DISPLAY INSTRUCTIONS:

Use "Same Question Stem" display
Display "year" in underlined text.

If at TE13a, do not display question text in brackets. Otherwise, display question text in brackets

QUESTION TEXT:

{{}} In the last year, {{have you/has SP}} gone on the Internet or online to {{}}

{{variable text [a-d]}}

RESPONSE [1] a. have a visit with any of {{your/his/her}} medical providers? This is sometimes called a telehealth visit.

RESPONSE [2] b. contact any of {{your/his/her}} medical providers?
IF NEEDED: This includes making or changing medical appointments, getting test results, requesting referrals or prescriptions, or to get advice.

RESPONSE [3] c. handle Medicare or other health insurance matters?
IF NEEDED: This includes going to Medicare's website or another insurer's website to find out what is covered, compare plans or providers, find out about bills, or file a claim.

RESPONSE [4] d. get information about {{your/his/her}} health conditions?

CODES

- 1 YES
- 2 NO
- REFUSED
- DON'T KNOW

PROGRAMMER INSTRUCTIONS:

Array the responses and variable text columns in the panel.
Display 'variable text' in the a-c sequence until all rows have been displayed

GO TO SECTION MD – Mobility Devices

NHATS Round 11

Section MD [MOBILITY DEVICES]

Sequence: 14

BOX MD1PRE

BOX MD1PRE

NOT ON FILE

If DECEASED flag = 1 (YES) and NOTALERT flag=1 (YES), go to Section CP - Proxy Cognition.
Otherwise, go to MD1PRE.

MD1PRE

MD1PRE

NOT ON FILE

DISPLAY INSTRUCTIONS:

If DECEASED flag= 1 (YES), display "SP may have used".
Otherwise, display "you use/SP uses".

QUESTION TEXT:

The next questions are about items that {you use/SP uses}{SP may have used} to help {you/him/her} get around more easily, safely, or on {your/his/her} own.
PRESS 1 AND ENTER TO CONTINUE

MD1

md11canewlker

R11 MD1 USED CANE WALKER
WHLCHAIR

DISPLAY INSTRUCTIONS:

If DECEASED flag = 1 (YES), display "of {his/her} life, did {SP} use". Otherwise, display ",have you/has {SP} used".

QUESTION TEXT:

In the last month {of {his/her} life, did {SP} use/,{have you/has {SP} used} a cane, walker, wheelchair, or scooter, yes or no?
PRESS F1 FOR HELP SCREEN

CODES

- 1 YES
 - 2 NO
REFUSED
DON'T KNOW
-

BOX MD2

BOX MD2

NOT ON FILE

If DECEASED flag = 1 (YES), and MD1 = 2 (NO), DK, or RF, go to Section CP - Cognition (Proxy).
Else if MD1 = 2 (NO), DK, or RF, go to Section SS - Sensory Impairments and Symptoms.
Otherwise, go to MD2.

MD2

md11cane

R11 MD2 USED A CANE

DISPLAY INSTRUCTIONS:

If DECEASED flag = 1 (YES), display "of {his/her} life".

QUESTION TEXT:

In the last month {of {his/her} life}, which did {you/SP} use?
a cane?

CODES

1	YES
2	NO
	REFUSED
	DON'T KNOW

PROGRAMMER INSTRUCTIONS:

If 1 is selected, set CANE flag = 1 (yes).

MD3**md11walker**

R11 MD3 USED A WALKER

DISPLAY INSTRUCTIONS:

If DECEASED flag = 1 (YES), display "of {his/her} life".

QUESTION TEXT:

In the last month {of {his/her} life}, which did {you/SP} use?

a walker?

IF NEEDED: This includes standard walkers without wheels, rolling and wheeled walkers, and rollators.

CODES

1	YES
2	NO
	REFUSED
	DON'T KNOW

PROGRAMMER INSTRUCTIONS:

If 1 is selected, set WALKER flag = 1 (yes).

MD4**md11wheelchar**

R11 MD4 USED A WHEELCHAIR

DISPLAY INSTRUCTIONS:

If DECEASED flag = 1 (YES), display "of {his/her} life".

QUESTION TEXT:

In the last month {of {his/her} life}, which did {you/SP} use?

a walker?

IF NEEDED: This includes standard walkers without wheels, rolling and wheeled walkers, and rollators.

CODES

1	YES
2	NO
	REFUSED
	DON'T KNOW

PROGRAMMER INSTRUCTIONS:

If 1 is selected, set WHEELCHAIR flag = 1 (yes).

BOX MD4A**BOX MD4A**

NOT ON FILE

If DECEASED flag = 1 (YES), go to MD5.

Else if MD4 = 1 (YES), go to MD4a.

Otherwise, go to MD5.

MD4A**md11wheelcrspc**

R11 MD4A WHEELCHAIR IN LIVNG SPACE

DISPLAY INSTRUCTIONS:

Display image of wheelchair.

QUESTION TEXT:

{Do you/does SP} have that wheelchair with {you/him/her} where {you live/SP lives}?

IF NEEDED: This includes manual, power, electric, or motorized wheelchairs.

CODES

- | | |
|---|------------|
| 1 | YES |
| 2 | NO |
| | REFUSED |
| | DON'T KNOW |

PROGRAMMER INSTRUCTIONS:

If 1 is selected, set WHEELCHAIR HOME flag = 1 (yes).

MD5**md11scooter**

R11 MD5 USE A SCOOTER

DISPLAY INSTRUCTIONS:

Display image of scooter.

If DECEASED flag = 1 (YES), display "of {his/her} life".

QUESTION TEXT:

SHOW CARD MD2

[In the last month {of {his/her} life}, did {you/SP} use]

a scooter?

IF NEEDED: This includes electric or power scooters that are used for travel.

CODES

- | | |
|---|------------|
| 1 | YES |
| 2 | NO |
| | REFUSED |
| | DON'T KNOW |

PROGRAMMER INSTRUCTIONS:

If 1 is selected, set SCOOTER flag = 1 (yes)

If MD1 = 1 (used device in last month) and MD2 = 2 (didn't use cane) and MD3 = 2 (didn't use walker) and MD4 = 2 (didn't use wheelchair) and MD5 = 2 (didn't use scooter), display error message #7.

BOX MD5A**BOX MD5A**

NOT ON FILE

If DECEASED flag = 1 (YES), go to Section CP - Cognition (Proxy).

Else if MD5 = 1, go to MD5a.

Otherwise, go to Section SS - Sensory Impairments and Symptoms.

MD5A**md11scterinsp**

R11 MD5A SCOOTER IN LIVING SPACE

DISPLAY INSTRUCTIONS:

Display image of scooter.

QUESTION TEXT:

{Do you/Does SP} have that (power) scooter with {you/him/her} where {you live/he lives/she lives}?

CODES

1	YES	Section SS
2	NO	Section SS
	REFUSED	Section SS
	DON'T KNOW	Section SS

PROGRAMMER INSTRUCTIONS:

If 1 is selected, set SCOOTERHOME flag = 1 (yes)

Flag Variables Set in MD Section

f11cane	R11 F MD SP USES CANE
f11walker	R11 F MD SP USES WALKER
f11wheelchr	R11 F MD SP USES WHEELCHAIR
f11whlchrhom	R11 F MD SP HAS WHEELCHR AT HOME
f11scooter	R11 F MD SP USES SCOOTER
f11scooterhm	R11 F MD SP USES SCOOTER AT HOME

NHATS Round 11

Section SS [SENSORY IMPAIRMENTS AND SYMPTOMS]

Sequence: 15

SS3PRE

SS3PRE

NOT ON FILE

QUESTION TEXT:

Now let's talk about how well {you hear/SP hears}.

PRESS 1 AND ENTER TO CONTINUE

SS3

ss11heringaid

R11 SS3 HEARING AID USED

DISPLAY INSTRUCTIONS:

DISPLAY QUESTION TEXT "In the last month" AS BOLD UNDERLINED TEXT

QUESTION TEXT:

In the last month, {have you/has {he/she}} used a hearing aid or other hearing device?

CODES

1	YES	
2	NO	
7	DEAF	SS7PRE
	REFUSED	
	DON'T KNOW	

PROGRAMMER INSTRUCTIONS:

IF SS3 = 7 (DEAF), set DEAF flag = 1 (YES)

SS4A

ss11hearphone

R11 SS4A SP CAN USE TELEPHONE

DISPLAY INSTRUCTIONS:

Use "Same Question Stem" display.

IF SS3=1 (YES, HEARING AID) DISPLAY "When {you use/SP uses} a hearing aid, {do you/does {he/she}}..."

ELSE DISPLAY "{Do you/Does SP}..."

QUESTION TEXT:

{When {you use/SP uses} a hearing aid, {do you/does {he/she}}/{Do you/Does SP}} hear well enough to use the telephone?

CODES

1	YES	
2	NO	
	REFUSED	
	DON'T KNOW	

SS4B

ss11convwradi

R11 SS4B CONVERSATION WITH TV RADIO

DISPLAY INSTRUCTIONS:

Use "Same Question Stem" display.

IF SS3=1 (YES, HEARING AID) DISPLAY "When {you use/SP uses} a hearing aid, {do you/does {he/she}}..."

ELSE DISPLAY "{Do you/Does SP}..."

QUESTION TEXT:

{When {you use/SP uses} a hearing aid, {do you/does {he/she}}/{Do you/Does SP}} hear well enough to carry on a conversation in a room with a radio or TV playing?

CODES

1	YES	SS7PRE
2	NO	
	REFUSED	
	DON'T KNOW	

SS4C

ss11convquiet

R11 SS4C CONVERS IN QUIET ROOM

DISPLAY INSTRUCTIONS:

Use "Same Question Stem" display.

IF SS3=1 (YES, HEARING AID) DISPLAY "When {you use/SP uses} a hearing aid, {do you/does {he/she}}..."
ELSE DISPLAY "{Do you/Does SP}..."

QUESTION TEXT:

{When {you use/SP uses} a hearing aid, {do you/does {he/she}}/{Do you/Does SP}} hear well enough to carry on a conversation in a quiet room?

CODES

1	YES	
2	NO	
	REFUSED	
	DON'T KNOW	

SS7PRE

SS7PRE

NOT ON FILE

Now I have a few questions about how well {you/SP} can see.

PRESS 1 AND ENTER TO CONTINUE

SS7

ss11glasseswr

R11 SS7 WEARS GLASSES CONTACTS

DISPLAY INSTRUCTIONS:

DISPLAY QUESTION TEXT "at a distance" IN BOLD UNDERLINE TEXT

QUESTION TEXT:

{Do you/Does SP} wear glasses or contacts to help {you/him/her} see things at a distance?

CODES

1	YES	
2	NO	
7	BLIND	SS13PRE
	REFUSED	
	DON'T KNOW	

PROGRAMMER INSTRUCTIONS:

IF SS7 = 7 (BLIND), set BLIND flag = 1 (YES)

SS8A

ss11seewellst

R11 SS8A SEES ACROSS THE STREET

DISPLAY INSTRUCTIONS:

Use "Same Question Stem" display.

IF SS7=1 (GLASSES/CONTACTS FOR DISTANCE) THEN DISPLAY "When {you use/SP uses} glasses or contacts, {do you/does {he/she}}..."

ELSE DISPLAY "{Do you/Does SP}..."

QUESTION TEXT:

{When {you use/SP uses} glasses or contacts, {do you/does {he/she}}/{Do you/Does SP}} see well enough to recognize someone across the street?

CODES

- | | | |
|---|------------|------|
| 1 | YES | Ss10 |
| 2 | NO | |
| | REFUSED | |
| | DON'T KNOW | |

SS8B

ss11seetvgls

R11 SS8B TV ACROSS ROOM W GLASSES

DISPLAY INSTRUCTIONS:

Use "Same Question Stem" display.

IF SS7=1 (GLASSES/CONTACTS FOR DISTANCE) THEN DISPLAY "When {you use/SP uses} glasses or contacts, {do you/does {he/she}}..."

ELSE DISPLAY "{Do you/Does SP}..."

QUESTION TEXT:

{When {you use/SP uses} glasses or contacts, {do you/does {he/she}}/{Do you/Does SP}} see well enough to watch television across the room?

CODES

- | | |
|---|------------|
| 1 | YES |
| 2 | NO |
| | REFUSED |
| | DON'T KNOW |

SS10

ss11glasscls

R11 SS10 WEAR GLS CONTCS SEE CLOS

DISPLAY INSTRUCTIONS:

DISPLAY QUESTION TEXT "close up" AS BOLD UNDERLINED TEXT

QUESTION TEXT:

{Do you/Does SP} wear glasses or contacts to help {you/him/her} see things close up?

CODES

- | | |
|---|------------|
| 1 | YES |
| 2 | NO |
| | REFUSED |
| | DON'T KNOW |

SS11

ss11othvisaid

R11 SS11 USED OTHER VISION AIDS

QUESTION TEXT:

In the last month, did {you/SP} use other vision aids such as a magnifying glass to help {you/him/her} see things close up?

IF NEEDED: Vision aids include things like a magnifying glass, large-print books, and other tools to help people with vision impairments.

CODES

- | | |
|---|-----|
| 1 | YES |
|---|-----|

2

NO
REFUSED
DON'T KNOW

SS12

ss11glrednewp

R11 SS12 CAN READ NEWSPAPER PRINT

DISPLAY INSTRUCTIONS:

IF SS10 =1 (GLASSES OR CONTACTS FOR CLOSE UP)) AND SS11=1 (VISION AID) DISPLAY "When {you use/SP uses} glasses or contacts and vision aids", and "do you/does {he/she}"

ELSE IF SS10=1 (GLASSES OR CONTACTS FOR CLOSE UP) AND SS11 NE 1 DISPLAY "When {you use/SP uses} glasses or contacts", and "do you/does {he/she}"

ELSE IF SS11=1 (VISION AID) DISPLAY "When {you use/SP uses} vision aids", and "do you/does {he/she}"

ELSE DISPLAY "{Do you/Does SP}"

QUESTION TEXT:

{When {you use/SP uses} glasses or contacts/When {you use/SP uses} vision aids/When {you use/SP uses} glasses or contacts and vision aids}, {{do you/does {he/she}} /{Do you/Does SP}} see well enough to read newspaper print?

CODES

1 YES
2 NO
REFUSED
DON'T KNOW

SS13PRE

SS13PRE

NOT ON FILE

QUESTIONS TEXT:

Now I have some questions about health related problems that {you/SP} may have had in the last month.

PRESS 1 AND ENTER TO CONTINUE

SS13

ss11probchswl

R11 SS13 PROBLEMS CHEW OR SWALLOW

DISPLAY INSTRUCTIONS:

DISPLAY QUESTION TEXT "in the last month" AS BOLD UNDERLINED TEXT

QUESTION TEXT:

In the last month, did {you/SP} have problems with chewing or swallowing that caused difficulty when {you/he/she} ate?

CODES

1 YES
2 NO
REFUSED
DON'T KNOW

SS14

ss11probspeak

R11 SS14 PROBLEMS SPEAKING

DISPLAY INSTRUCTIONS:

DISPLAY QUESTION TEXT "in the last month" AS BOLD UNDERLINED TEXT

QUESTION TEXT:

In the last month because of {your/SP's} health, did {you/he/she} have any problems in speaking or in making {yourself/herself/himself} understood when {you talk/he talks/she talks}?

CODES

- 1 YES
- 2 NO
- REFUSED
- DON'T KNOW

SS15

ss11painbothr

R11 SS15 BOTHERED BY PAIN

DISPLAY INSTRUCTIONS:

DISPLAY QUESTION TEXT "in the last month" AS BOLD UNDERLINED TEXT

QUESTION TEXT:

In the last month, {have you/has {he/she}} been bothered by pain?

CODES

- 1 YES
- 2 NO SS18A
- REFUSED SS19
- DON'T KNOW SS19

SS17

ss11painlimts

R11 SS17 PAIN EVER LIMTS ACTIVIT

DISPLAY INSTRUCTIONS:

DISPLAY QUESTION TEXT "in the last month" AS BOLD UNDERLINED TEXT

QUESTION TEXT:

In the last month, has pain ever limited {your/SP's} activities?

CODES

- 1 YES
- 2 NO
- REFUSED
- DON'T KNOW

SS18A

ss11painmedof

R11 SS18A LST MNTH OFTEN PAIN MED

QUESTION TEXT:

In the last month, how often did {you/SP} take medication for pain? Would you say every day, most days, some days, rarely or never?

IF NEEDED: Include medications {you/{he/she}} took to treat or prevent pain.

CODES

- 1 EVERY DAY (7 DAYS A WEEK)
- 2 MOST DAYS (5-6 DAYS A WEEK)
- 3 SOME DAYS (2-4 DAYS A WEEK)
- 4 RARELY (ONCE A WEEK OR LESS)
- 5 NEVER
- REFUSED
- DON'T KNOW

BOX SS18B

BOX SS18B

NOT ON FILE

If SS15=1 (PAIN) or SS18A=1 (PAIN MEDS EVERY DAY), 2 (PAIN MEDS MOST DAYS), 3 (PAIN MEDS SOME DAYS), or 4 (PAIN MEDS RARELY), go to SS18B

SS18B	ss11painwhe1	R11 SS18B BACK PAIN IN LAST MNTH
	ss11painwhe2	R11 SS18B HIP PAIN IN LAST MONTH
	ss11painwhe3	R11 SS18B KNEE PAIN IN LAST MNTH
	ss11painwhe4	R11 SS18B FOOT PAIN IN LAST MNTH
	ss11painwhe5	R11 SS18B HAND PAIN IN LAST MNTH
	ss11painwhe6	R11 SS18B WRIST PAIN IN LAST MNTH
	ss11painwhe7	R11 SS18B SHOULDR PAIN LST MNTH
	ss11painwhe8	R11 SS18B HEAD PAIN IN LAST MNTH
	ss11painwhe9	R11 SS18B NECK PAIN IN LAST MNTH
	ss11painwhe10	R11 SS18B ARM PAIN IN LAST MNTH
	ss11painwhe11	R11 SS18B LEG PAIN IN LAST MNTH
	ss11painwhe12	R11 SS18B STOMACH PAIN LAST MNTH
	ss11painwhe13	R11 SS18B OTHR SPCFY PAIN LST MO

QUESTION TEXT:

Please tell me where {you have/SP has} had pain in the last month.

IF NEEDED: Would you say your back, hips, knees, feet, hands, wrists, shoulders, head, neck, arms, legs, or stomach?

IF NEEDED: Include places for which {you/{he/she}} took medications to treat or prevent pain.

SELECT ALL THAT APPLY

CODES

1	BACK	SS19
2	HIPS	SS19
3	KNEES	SS19
4	FEET	SS19
5	HANDS	SS19
6	WRISTS	SS19
7	SHOULDERS	SS19
8	HEAD	SS19
9	NECK	SS19
10	ARMS	SS19
11	LEGS	SS19
12	STOMACH	SS19
91	OTHER PLACES (SPECIFY)	
	REUSED	
	DON'T KNOW	

SS18C	SS18C	NOT ON FILE
--------------	--------------	-------------

QUESTION TEXT:

SPECIFY OTHER PLACES SP HAD PAIN

ENTER TEXT

Length 50

SS19**ss11probbreat**

R11 SS19 BREATHING PROBLEMS

QUESTION TEXT:

In the last month, did {you/SP} have any breathing problems, including shortness of breath or difficulty breathing?

CODES

1	YES	
2	NO	SS21
	REFUSED	SS21
	DON'T KNOW	SS21

SS20**ss11prbbrlimit**

R11 SS20 BREATH PROBLS LIMIT ACTIV

QUESTION TEXT:

In the last month, did {your/SP's} breathing problems ever limit {your/his/her} activities?

CODES

1	YES	
2	NO	
	REFUSED	
	DON'T KNOW	

SS21**ss11strnglimup**

R11 SS21 UPPER BOD STRENGTH LIMIT

QUESTION TEXT:

In the last month, did {you/SP} have limited strength or movement in {your/his/her} shoulders, arms, or hands?

CODES

1	YES	
2	NO	SS23
	REFUSED	SS23
	DON'T KNOW	SS23

SS22**ss11uplimtact**

R11 SS22 UP BOD STRNGTH LIMIT ACT

QUESTION TEXT:

In the last month, did this problem with {your/SP's} shoulders, arms, or hands ever limit {your/his/her} activities?

CODES

1	YES	
2	NO	
	REFUSED	
	DON'T KNOW	

SS23**ss11lwrbodstr**

R11 SS23 LOWER BODY STRNGTH LIMIT

QUESTION TEXT:

In the last month, did {you/SP} have limited strength or movement in {your/his/her} hips, legs, knees, or feet?

CODES

1	YES	
---	-----	--

2	NO	SS25
	REFUSED	SS25
	DON'T KNOW	SS25

SS24 **ss11lwrbodimp** R11 SS24 LWER BOD STRNGTH IMT ACT

QUESTION TEXT:

In the last month, did this problem with {your/SP's} hips, legs, knees, or feet ever limit {your/his/her} activities?

CODES

1	YES	
2	NO	
	REFUSED	
	DON'T KNOW	

SS25 **ss11lowenergy** R11 SS25 LOW ENERGY IN LAST MONTH

QUESTION TEXT:

In the last month, did {you/SP} have low energy or {were you/was SP} easily exhausted?

CODES

1	YES	
2	NO	SS27
	REFUSED	SS27
	DON'T KNOW	SS27

SS26 **ss11loenlmtat** R11 SS26 LOW ENERGY EVER LIM ACT

QUESTION TEXT:

In the last month, did {your/SP's} low energy or exhaustion ever limit {your/his/her} activities?

CODES

1	YES	
2	NO	
	REFUSED	
	DON'T KNOW	

SS27 **ss11prbbalcrd** R11 SS27 BALANCE OR COORD PROBS

QUESTION TEXT:

In the last month, did {you/SP} have problems with balance or coordination?

CODES

1	YES	
2	NO	SECTION PC
	REFUSED	SECTION PC
	DON'T KNOW	SECTION PC

SS28 **ss11prbbalcnt** R11 SS28 BAL COORD PROB LIMIT ACT

QUESTION TEXT:

In the last month, did {your/SP's} balance or coordination problems ever limit {your/SP's} activities?

CODES

- 1 YES
- 2 NO
- REFUSED
- DON'T KNOW

PROGRAMMER INSTRUCTIONS:

Go to Section PC – Physical Capacity

Flag Variables Set in SS Section	
f11deaf	R11 F SS DEAF CURRENT ROUND
f11blind	R11 F SS BLIND CURRENT ROUND

NHATS Round 11

Section PC [PHYSICAL CAPACITY]

Sequence: 16

PC1PRE

PC1PRE

NOT ON FILE

DISPLAY INSTRUCTIONS:

IF CANE FLAG=1 (YES) OR WALKER FLAG=1 (YES) DISPLAY "and without {your/his/her}...".
DISPLAY TEXT "without" AS BOLD UNDERLINED TEXT.

IF CANE FLAG=1 (YES) AND WALKER FLAG IS NULL, DISPLAY "cane".
ELSE IF CANE FLAG=1 (YES) AND WALKER FLAG=1 (YES), DISPLAY "cane or walker".
ELSE IF CANE FLAG IS NULL AND WALKER FLAG=1 (YES), DISPLAY "walker".

QUESTION TEXT:

We are interested in whether {you have /SP has} difficulty with physical movements when {you do/he does/she does} them without help from another person {and without {your/his/her} {cane/walker/cane or walker}}.

PRESS 1 AND ENTER TO CONTINUE

PC1

pc11walk6blks

R11 PC1 ABLE TO WALK 6 BLOCKS

DISPLAY INSTRUCTIONS:

IF CANE FLAG=1 (YES) OR WALKER FLAG=1 (YES) DISPLAY "and without {your/his/her}...".
DISPLAY TEXT "able" and "6 blocks" and "without" AS BOLD UNDERLINED TEXT
DISPLAY TEXT "physically able" AS UNDERLINED TEXT.

IF CANE FLAG=1 (YES) AND WALKER FLAG IS NULL, DISPLAY "cane".
ELSE IF CANE FLAG=1 (YES) AND WALKER FLAG=1 (YES), DISPLAY "cane or walker".
ELSE IF CANE FLAG IS NULL AND WALKER FLAG=1 (YES), DISPLAY "walker".

QUESTION TEXT:

In the last month, {were you/was SP} able to... walk 6 blocks, or about half a mile, by {yourself/himself/herself} {and without {your/his/her} {cane/walker/cane or walker}}?

IF SP VOLUNTEERS UNABLE DUE TO COVID-19, PROBE IF NEEDED: Just to clarify, {were you/was SP} physically able to do that?

CODES

1	YES	PC3
2	NO	
	REFUSED	
	DON'T KNOW	

PC2

pc11walk3blks

R11 PC2 ABLE TO WALK 3 BLOCKS

DISPLAY INSTRUCTIONS:

IF CANE FLAG=1 (YES) OR WALKER FLAG=1 (YES) DISPLAY "and without {your/his/her}...".

DISPLAY TEXT "able" and "3 blocks" and "without" AS BOLD UNDERLINED TEXT.

DISPLAY TEXT "physically able" AS UNDERLINED TEXT.

IF CANE FLAG=1 (YES) AND WALKER FLAG IS NULL, DISPLAY "cane".

ELSE IF CANE FLAG=1 (YES) AND WALKER FLAG=1 (YES), DISPLAY "cane or walker".
ELSE IF CANE FLAG IS NULL AND WALKER FLAG=1 (YES), DISPLAY "walker".

QUESTION TEXT:

[In the last month, {were you/was SP} able to...] walk 3 blocks by {yourself/himself/herself} {and without {your/his/her} {cane/walker/cane or walker}}?

IF SP VOLUNTEERS UNABLE DUE TO COVID-19, PROBE IF NEEDED: Just to clarify, {were you/was SP} physically able to do that?

CODES

- | | |
|---|------------|
| 1 | YES |
| 2 | NO |
| | REFUSED |
| | DON'T KNOW |

PC3

pc11up20stair

R11 PC3 ABLE TO WALK UP 20 STAIRS

DISPLAY INSTRUCTIONS:

IF CANE FLAG=1 (YES), DISPLAY "and without {your/his/her} cane".

DISPLAY TEXT "able" and "20 stairs" and "without" AS BOLD UNDERLINED TEXT.

QUESTION TEXT:

[In the last month, {were you/was SP} able to...] walk up 20 stairs (about two flights) by {yourself/himself/herself} {and without {your/his/her} cane}?

CODES

- | | | |
|---|------------|-----|
| 1 | YES | PC5 |
| 2 | NO | |
| | REFUSED | |
| | DON'T KNOW | |

PC4

pc11up10stair

R11 PC4 ABLE TO WALK UP 10 STAIRS

DISPLAY INSTRUCTIONS:

DISPLAY QUESTION TEXT "able" and "10 stairs" AND "without" AS BOLD UNDERLINED TEXT.

IF CANE FLAG=1 (YES), DISPLAY "and without {your/his/her} cane".

QUESTION TEXT:

[In the last month, {were you/was SP} able to...] walk up 10 stairs by {yourself/himself/herself} {and without {your/his/her} cane}?

CODES

- | | |
|---|------------|
| 1 | YES |
| 2 | NO |
| | REFUSED |
| | DON'T KNOW |

PC5**pc11car2opnds**

R11 PC5 ABLE TO CARRY 20 POUNDS

DISPLAY INSTRUCTIONS:

IF CANE FLAG=1 (YES) OR WALKER FLAG=1 (YES), DISPLAY "and without {your/his/her}...".

DISPLAY TEXT "without" AS BOLD UNDERLINED TEXT.

DISPLAY TEXT "physically able" AS UNDERLINED TEXT.

IF CANE FLAG=1 (YES) AND WALKER FLAG IS NULL, DISPLAY "cane".

ELSE IF CANE FLAG=1 (YES) AND WALKER FLAG=1 (YES), DISPLAY "cane or walker".

ELSE IF CANE FLAG IS NULL AND WALKER FLAG=1 (YES), DISPLAY "walker".

DISPLAY TEXT "able" and "20 pounds" AS BOLD UNDERLINED TEXT.

QUESTION TEXT:

[In the last month, {were you/was SP} able to...] lift and carry 20 pounds, or two full bags of groceries, by {yourself/himself/herself} {and without {your/his/her}{cane/walker/cane or walker}}?

IF SP VOLUNTEERS UNABLE DUE TO COVID-19, PROBE IF NEEDED: Just to clarify, {were you/was SP} physically able to do that?

CODES

1	YES	PC7
2	NO	
	REFUSED	
	DON'T KNOW	

PC6**pc11car1opnds**

R11 PC6 CARRY A 10 POUND OBJECT

DISPLAY INSTRUCTIONS:

IF CANE FLAG=1 (YES) OR WALKER FLAG=1 (YES), DISPLAY "and without {your/his/her}...". DISPLAY TEXT "without" AS BOLD UNDERLINED TEXT.

DISPLAY TEXT "able" and "10 pound" AS BOLD UNDERLINED TEXT.

IF CANE FLAG=1 (YES) AND WALKER FLAG IS NULL, DISPLAY "cane".

ELSE IF CANE FLAG=1 (YES) AND WALKER FLAG=1 (YES), DISPLAY "cane or walker".

ELSE IF CANE FLAG IS NULL AND WALKER FLAG=1 (YES), DISPLAY "walker".

QUESTION TEXT:

[In the last month, {were you/was SP} able to...] lift and carry a 10-pound object by {yourself/himself/herself} {and without {your/his/her}{cane/walker/cane or walker}}?

CODES

1	YES
2	NO
	REFUSED
	DON'T KNOW

PC7**pc11geonknees**

R11 PC7 ABLE TO GET DOWN ON KNEES

DISPLAY INSTRUCTIONS:

DISPLAY TEXT "able" AS BOLD UNDERLINED TEXT.

QUESTION TEXT:

[In the last month, {were you/was SP} able to...] get down on {your/his/her} knees and get back up without holding on to anyone or anything?

CODES

1	YES	PC9
2	NO	
	REFUSED	
	DON'T KNOW	

PC8

pc11bendover

R11 PC8 ABLE TO BEND OVER

DISPLAY INSTRUCTIONS:

DISPLAY QUESTION TEXT "able" AS BOLD UNDERLINED TEXT.

QUESTION TEXT:

[In the last month {were you/was SP} able to...] bend over without holding on to anyone or anything?

CODES

1	YES	
2	NO	
	REFUSED	
	DON'T KNOW	

PC9

pc11hvobovrhd

R11 PC9 HEAVY OBJECT ABOVE HEAD

DISPLAY INSTRUCTIONS:

DISPLAY TEXT "able" IN BOLD UNDERLINED TEXT.

QUESTION TEXT:

[In the last month, {were you/was SP} able to...] put a heavy book or other object on a shelf above {your/his/her} head?

CODES

1	YES	PC11
2	NO	
	REFUSED	
	DON'T KNOW	

PC10

pc11rechovrhd

R11 PC10 ABLE TO REACH OVERHEAD

DISPLAY INSTRUCTIONS:

DISPLAY TEXT "able" AS BOLD UNDERLINED TEXT.

QUESTION TEXT:

[In the last month, {were you/was SP} able to...] reach up over {your/his/her} head without holding on to anyone or anything?

CODES

1	YES	
2	NO	
	REFUSED	

DON'T KNOW

PC11

pc11opnjarwhd

R11 PC11 OPEN SEALED JAR W HANDS

DISPLAY INSTRUCTIONS:

DISPLAY TEXT "able" AS BOLD UNDERLINED TEXT.

QUESTION TEXT:

[In the last month, {were you/was SP} able to...] open a sealed jar using just {your/his/her} hands?

CODES

1	YES	SECTION CP
2	NO	
	REFUSED	
	DON'T KNOW	

PC12

pc12grpsmobj

R11 PC12 ABLE GRASP SMALL OBJECTS

DISPLAY INSTRUCTIONS:

DISPLAY "able" IN BOLD UNDERLINED TEXT.

QUESTION TEXT:

[In the last month, {were you/was SP} able to ...] use {your/his/her} fingers to grasp or handle small objects?

CODES

1	YES
2	NO
	REFUSED
	DON'T KNOW

PROGRAMMER INSTRUCTIONS:

Go to Section CP – Cognition (Proxy)

NHATS Round 11

Section CP [COGNITION (PROXY)]

Sequence: 17

BOX CP1PRE

BOX CP1PRE

NOT ON FILE

If DECEASED flag = 1 (YES) and NOTALERT flag = 1 (YES), go to Section DM - Duration of Mobility Accommodations.

Else if DECEASED flag = 1 (YES), go to CP1.

Else if PROXY flag = 1 (YES), go to CP1PRE.

Otherwise, go to Section CG Cognition (SP).

CP1PRE

CP1PRE

NOT ON FILE

QUESTION TEXT:

Part of this study is concerned with people's memory and ability to think about things.

PRESS 1 AND ENTER TO CONTINUE

CP1

cp11memrygood

R11 CP1 HOW GOOD MEMRY AT PRESENT

DISPLAY INSTRUCTIONS:

If DECEASED flag = 1 (YES), display "Next, how would you rate {SP}'s memory in the month before {he/she} died" and "was".

Otherwise, display "First, how would you rate {SP}'s memory at the present time".

DISPLAY "at the present time" IN BOLD UNDERLINED TEXT.

QUESTION TEXT:

{First, how would you rate {SP}'s memory at the present time/Next, how would you rate {SP}'s memory in the month before {he/she} died}? Would you say it {is/was} excellent, very good, good, fair, or poor?

CODES

- | | |
|---|------------|
| 1 | EXCELLENT |
| 2 | VERY GOOD |
| 3 | GOOD |
| 4 | FAIR |
| 5 | POOR |
| | REFUSED |
| | DON'T KNOW |
-

BOX CP2

BOX CP2

NOT ON FILE

If DECEASED flag = 1 (YES), go to Section MO - Mobility.

Else if the PERSON ROSTER MEMBER flagged as the CURRENT INT PROXY was flagged as the LAST INT PROXY, go to BOX CP3.

Else if IS9 = 30-37, or 92 (proxy is not a relative), go to CP2.

Otherwise, go to BOX CP3.

CP2

cp11knownspy

R11 CP2 KNOWN SP 4 AT LEAST A YR

DISPLAY INSTRUCTIONS:

Spell out month in question text (for example, display "March" rather than "3")

QUESTION TEXT:

Have you known {SP} for at least 1 year, that is since {CURRENT MONTH, YEAR - 1 year}?

CODES

1	YES
2	NO
	REFUSED
	DON'T KNOW

BOX CP3**BOX CP3**

NOT ON FILE

If any of LAST INT CP3{a-h} = 3 (DEMENTIA, ALZHEIMERS REPORTED BY PROXY), go to CP4.

Otherwise, go to CP3.

CP3PRE**CP3PRE**

NOT ON FILE

DISPLAY INSTRUCTIONS:

If CP2 = 1 (known at least 1 year) or IS9 = 2-29, 91 (proxy is relative), display “in the last several years”.
Otherwise, display “since you have known {him/her}”.

QUESTION TEXT:

Now, I'd like to ask some questions about whether you have noticed any changes in {SP} {in the last several years/since you have known {him/her}} due to thinking or memory problems.

PRESS 1 AND ENTER TO CONTINUE

CP3**cp11chgthink1**

R11 CP3A SP DIFF REMEMBER DATE

cp11chgthink2

R11 CP3B SP REPEATS SELF

cp11chgthink3

R11 CP3C SP DIFF REMEMBER APPT

cp11chgthink4

R11 CP3D SP CHNG INTRST ACT HOB

cp11chgthink5

R11 CP3E SP DIFF WITH MONEY MGMT

cp11chgthink6

R11 CP3F SP DIFF LEARNG USE TOOL

cp11chgthink7

R11 CP3G SP PRBLMS WITH JDGMT

cp11chgthink8

R11 CP3H SP DLY PRBLMS W THNK MEM

cp11dad8dem

R11 D DEMENTIA REPORTED IN PRIOR AD8

DISPLAY INSTRUCTIONS:

Use "Same Question Stem" display.

If CP2 = 1 (known at least 1 year) or IS9 = 2-29, 91 (proxy is relative), display “in the last several years”. Otherwise, display “since you have known {him/her}”.

Display the current response item text as a fill in the "IF NEEDED" statement.

If at CPG3a-g, display “caused by a thinking or memory problem in {variable text a-g}”.

Else if at CP3h display “in {variable text [h]}”.

If at CP3a, do not display question text in brackets.

Otherwise, display question text in brackets.

If at CP3a, display “first”

If at CP3b-CP3g, display “next”

If at CP3h, display “last”

QUESTION TEXT:

{{}}I'll read some statements about {him/her}. If there has been a change { in the last several years/since you have known {him/her}} caused by {his/her} thinking or memory problems, please say "Yes." Otherwise say "No."{{}}

The {first/next/last} item is....

{variable text [a-h]}

IF NEEDED: Has there been a change caused by a thinking or memory problem in {variable text [a-h]}?

RESPONSE [1] a. remembering the month or year

RESPONSE [2] b. repeating questions, stories, or statements

RESPONSE [3] c. amount of difficulty remembering appointments

RESPONSE [4] d. amount of interest in hobbies or activities

RESPONSE [5] e. amount of difficulty handling money matters like balancing a checkbook or paying bills

RESPONSE [6] f. amount of trouble learning how to use a tool, appliance or gadget, for example a TV remote control or microwave

RESPONSE [7] g. problems with judgment, for example falling for scams or buying inappropriate gifts

RESPONSE [8] h. daily problems with thinking or memory

CODES

- | | |
|---|---|
| 1 | YES, A CHANGE |
| 2 | NO, NO CHANGE |
| 3 | DEMENTIA/ALZHEIMER'S REPORTED BY PROXY
REFUSED
DON'T KNOW |

PROGRAMMER INSTRUCTIONS:

Array the responses and variable text columns in the panel.

Display 'variable text' in the a-h sequence until all rows have been displayed

CP4

cp11memcogpr1

R11 CP4A LOST IN FAMILIAR ENVIRON

cp11memcogpr2

R11 CP4B SP WANDERD OFF NO RETRN

cp11memcogpr3

R11 CP4C SP ABLE LEFT ALONE 1 HR

cp11memcogpr4

R11 CP4D SP HEARS SEES THNGS

DISPLAY INSTRUCTIONS:

Use "Same Question Stem" display

If at CP4a, do not display question text in brackets

Otherwise display question text in brackets

QUESTION TEXT:

{{}} I have a few other questions. In the last year... {{}}

{variable text [a-d]}

RESPONSE[1] a. did {he/she} ever get lost in a familiar environment?

RESPONSE[2] b. did {he/she} ever wander off and not return by {himself/herself}?

RESPONSE[3] c. was {he/she} able to be left alone for an hour or so?

RESPONSE[4] d. did {he/she} hear or see things that were not really there?

CODES

- | | |
|---|-----------------------------|
| 1 | YES |
| 2 | NO
REFUSED
DON'T KNOW |

PROGRAMMER INSTRUCTIONS:

Array the responses and variable text columns in the panel
Display "variable text" in the a-d sequence until all rows have been displayed

GO TO SECTION CG - COGNITION (SP)

Derived Variables From Items in CP Section	
---	--

cp11dad8dem	R11 D DEMENTIA REPORTED IN PRIOR AD8
--------------------	--------------------------------------

NHATS Round 11

Section CG [COGNITION (SP)]

Sequence: 18

BOX CG1PRE

BOX CG1PRE

NOT ON FILE

If PROXY flag = 1 (yes), go to CG1APRE.

Otherwise go to CG2PRE.

CG1APRE

CG1APRE

NOT ON FILE

QUESTION TEXT:

There are a few questions that I would like to ask {SP} so that the study can better understand memory in people {his/her} age. Some may be hard to answer, but it is important to the study that we ask these.

PRESS 1 AND ENTER TO CONTINUE

CG1A

cg11speaktosp

R11 CG1A SPEAK TO SP ASK QUES

QUESTION TEXT:

May I speak to {SP} and ask {him/her} a few questions?

CODES

1	YES	
2	NO	CG1D

CG1B

CG1B

NOT ON FILE

QUESTION TEXT:

IF SP IS NOT IN THE ROOM, ASK PROXY TO HAVE SP JOIN YOU

IF/WHEN SP IS IN THE ROOM, PRESS 1 AND ENTER TO CONTINUE

CG1C

cg11quesremem

R11 CG1C START W QUES ABOUT MEMRY

QUESTION TEXT:

I will start with a question about memory. Does that sound OK?

CODES

1	YES	CG6PRE
2	NO	
	REFUSED	
	DON'T KNOW	

CG1D

cg11reascano1

R11 CG1D SP CANT ANS DEMENTIA

cg11reascano2

R11 CG1D SP CANT ANS UNABLE SPEAK

cg11reascano3

R11 CG1D SP CANT ANS UNABLE HEAR

cg11reascano4

R11 CG1D SP CANT ANS SP REFUSD

cg11reascano5	R11 CG1D CANT ANS PROXY REFUSED
cg11reascano6	R11 CG1D SP CANT ANS NOT PRESENT
cg11reascano7	R11 CG1D SP CANT ANS SP TOO ILL
cg11reascano8	R11 CG1D SP CANT ANS LANG BARRIER
cg11reascano9	R11 CG1D SP CANT ANS OTHR SPECIFY

QUESTION TEXT:

What is the main reason you feel (you/he/she) cannot answer questions about memory?
 SELECT ALL THAT APPLY

CODES

1	SP HAS DEMENTIA/ALZHEIMER'S/ NOT ABLE	GO TO MO
2	SP IS UNABLE TO SPEAK	GO TO MO
3	SP IS UNABLE TO HEAR	GO TO MO
4	SP REFUSED	GO TO MO
5	PROXY REFUSED	GO TO MO
6	SP NOT PRESENT	GO TO MO
7	SP TOO ILL	GO TO MO
8	SP LANGUAGE BARRIER	GO TO MO
91	OTHER (SPECIFY)	

CG1E

CG1E

NOT ON FILE

QUESTION TEXT:

SPECIFY THE OTHER REASON SP CANNOT ANSWER QUESTIONS ABOUT MEMORY

ENTER TEXT

Length 255

PROGRAMMER INSTRUCTIONS:

Go to Section MO Mobility.

CG2PRE

CG2PRE

NOT ON FILE

QUESTION TEXT:

The next few questions are about people's memory and ability to think about things. It is important for the study to better understand memory in people as they age.
 PRESS 1 AND ENTER TO CONTINUE

CG2

cg11ratememry

R11 CG2 RATE YOUR MEMORY

DISPLAY INSTRUCTIONS:

Display "at the present time" in bold underlined text.

QUESTION TEXT:

First, how would you rate your memory at the present time? Would you say it is excellent, very good, good, fair, or poor?

CODES

- 1 EXCELLENT
- 2 VERY GOOD
- 3 GOOD
- 4 FAIR
- 5 POOR
- REFUSED
- DON'T KNOW

BOX CG3

BOX CG3

NOT ON FILE

If CG2 =1 (excellent) or 2 (very good), go to CG4
Otherwise go to CG3.

CG3

cg11ofmemprob

R11 CG3 OFTN MEMRY PROBS INTERFER

QUESTION TEXT:

In the last month, how often did memory problems interfere with your daily activities? Would you say every day, most days, some days, rarely, or never?

CODES

- 1 EVERY DAY (7 DAYS A WEEK)
- 2 MOST DAYS (5-6 DAYS A WEEK)
- 3 SOMEDAYS (2-4 DAYS A WEEK)
- 4 RARELY (ONCE A WEEK OR LESS)
- 5 NEVER
- REFUSED
- DON'T KNOW

CG4

cg11memcom1yr

R11 CG4 MEMRY COMPARD TO 1 YR AGO

DISPLAY INSTRUCTIONS:

Display "1 year ago" in bold underlined text.

QUESTION TEXT:

Compared to 1 year ago, would you say your memory is much better now, better now, about the same, worse now, or much worse now than it was then?

CODES

- 1 MUCH BETTER
- 2 BETTER
- 3 SAME
- 4 WORSE
- 5 MUCH WORSE
- REFUSED
- DON'T KNOW

CG6PRE

CG6PRE

NOT ON FILE

QUESTION TEXT:

We're interested in how memory actually works. We find that even people with very good memories seem to forget some things from time to time. The next questions are a little different, but are often asked on

studies about memory.

PRESS 1 AND ENTER TO CONTINUE

CG6A	cg11todaydat1	R11 CG6Aa TODAY'S DATE CORRECT MNTH
	cg11todaydat2	R11 CG6Ab TODAY'S DATE CORRECT DAY
	cg11todaydat3	R11 CG6Ac TODAY'S DATE CORRECT YR
	cg11todaydat5	R11 CG6Ad USED AID FOR MTH DAY YEAR

DISPLAY INSTRUCTIONS:

Use "Same Question Stem" display.

If at CG6a, do not display question text in brackets. Otherwise, display question text in brackets.
Spell out month in question text and also as a numeric date as indicated in interviewer question text.
If at CG6a, display "IF SP DID NOT ALREADY MENTION THE MONTH, PROBE: What is the month?"
If at CG6b, display "IF SP DID NOT ALREADY MENTION THE DAY, PROBE: What is the day?"
If at CG6c, display "IF SP DID NOT ALREADY MENTION THE YEAR, PROBE: What is the year?"

Display "month", "day" and "year" in each of the probes in bold underlined text.

For display of "TODAY'S DATE IS:" display TODAY'S date.

Display "MONTH", "DAY", and "YEAR" in bold underlined text.

QUESTION TEXT:

{[]Without looking at a calendar or watch, please tell me today's date.[]}

TODAY'S DATE IS: {MONTH DAY, YEAR} {(mm/dd/yyyy)}
{[]IF SP DID NOT ALREADY MENTION THE MONTH, PROBE: What is the month?}
{[]IF SP DID NOT ALREADY MENTION THE DAY, PROBE: What is the day?}
{[]IF SP DID NOT ALREADY MENTION THE YEAR, PROBE: What is the year?}

CODE NO (2) FOR DON'T KNOW RESPONSES

RESPONSE [1] a. DID SP SAY THE CORRECT MONTH?
RESPONSE [2] b. DID SP SAY THE CORRECT DAY?
RESPONSE [3] c. DID SP SAY THE CORRECT YEAR?
RESPONSE [4] d. DID SP LOOK AT A CALENDAR, NEWSPAPER, WATCH, OR OTHER AID FOR THE DATE?

CODES

1 YES
2 NO/DON'T KNOW
REFUSED

PROGRAMMER INSTRUCTIONS:

Disallow RF for response [4]d.

CG6B	cg11todaydat4	R11 CG6Ba TODAY'S DATE CORRECT DOW
	cg11todaydat6	R11 CG6Bb USED AID FOR DAY OF WEEK

DISPLAY INSTRUCTIONS:

For display of "TODAY IS:" display day of the week for TODAY's date.

Display "DAY OF THE WEEK" in bold underlined text.

QUESTION TEXT:

Without looking at a calendar or watch, please tell me what day of the week it is.

TODAY IS: {DAY OF THE WEEK}.

CODE NO (2) FOR DON'T KNOW RESPONSES.

RESPONSE [1] a. DID SP SAY THE CORRECT DAY OF THE WEEK?
RESPONSE [2] b. DID SP LOOK AT A CALENDAR, NEWSPAPER, WATCH, OR OTHER AID FOR THE DAY OF THE WEEK?

CODES

- 1 YES
- 2 NO/DON'T KNOW
REFUSED

*In round 4, cg4todaydat4 and cg4todaydat5 were mislabeled

PROGRAMMER INSTRUCTIONS:

Disallow RF for response [2] b.

BOX CG7

BOX CG7

NOT ON FILE

If PROXY flag =1 and (CG6Aa-CG6Ac and CG6Ba =2 (NO/DON'T KNOW) or REFUSED), go Section MO - Mobility.

CG7PRE

cg11prewrdrcl

R11 CG7PRE INTRO TO WORD RECALL

QUESTION TEXT:

Now I will read a set of 10 words and ask you to recall as many as you can. We have purposely made the list long so that it will be difficult for anyone to recall all the words. Most people recall just a few. Please listen carefully as I read the set of words because I cannot repeat them. When I finish, I will ask you to recall aloud as many of the words as you can, in any order. Is this clear?

IF SP ASKS TO WRITE DOWN WORDS, SAY: We want you to try to recall the words without any help.

REPEAT INSTRUCTIONS ABOVE AS NEEDED FOR SP TO UNDERSTAND ACTIVITY BEFORE CONTINUING

CODES

- 1 CONTINUE WITH ACTIVITY
- 2 SP REFUSES ACTIVITY CG9

CG7

cg11dwrldlstnm

R11 D WHICH WORD LIST ASSIGNED

DISPLAY INSTRUCTIONS:

If WORD RECALL LIST 1st ADMIN = 1 (from preload), display words from word list 1.
Else if WORD RECALL LIST 1st ADMIN = 2(from preload), display words from word list 2.
Else if WORD RECALL LIST 1st ADMIN = 3(from preload), display words from word list 3.

Display one word from list 1, 2, or 3 one at a time every 2 seconds using Blaise timer application.
Display words in font size 36 in the middle of the screen.
Display interviewer instruction at the top of the screen in regular font size.

{variable text [1-3]}

[LIST 1]
Hotel
River
Tree

Skin
Gold
Market
Paper
Child
King
Book

[LIST 2]
Woman
Rock
Blood
Corner
Shoes
Letter
Girl
House
Valley
Engine

[LIST 3]
Water
Church
Doctor
Palace
Fire
Garden
Sea
Village
Baby
Table

QUESTION TEXT:

READ THE WORDS DISPLAYED AT A SLOW, STEADY RATE AS THEY COME UP ON THE SCREEN.
APPROXIMATELY 1 WORD EVERY 2 SECONDS

PRESS 1 AND ENTER TO CONTINUE

PROGRAMMER INSTRUCTIONS:

After the last word, automatically advance screen to CG8.

CG7A

CG7A

NOT ON FILE

QUESTION TEXT:

AFTER LIST HAS ENDED, TYPE 1 AND ENTER TO CONTINUE.

CG8

cg11wrdsrca1

R11 CG8 1 TELL WORDS U CAN RECALL

cg11wrdsrca2

R11 CG8 2 TELL WORDS U CAN RECALL

cg11wrdsrca3

R11 CG8 3 TELL WORDS U CAN RECALL

cg11wrdsrca4

R11 CG8 4 TELL WORDS U CAN RECALL

cg11wrdsrca5

R11 CG8 5 TELL WORDS U CAN RECALL

cg11wrdsrca6

R11 CG8 6 TELL WORDS U CAN RECALL

cg11wrdsrca7

R11 CG8 7 TELL WORDS U CAN RECALL

cg11wrdsrca8

R11 CG8 8 TELL WORDS U CAN RECALL

cg11wrdsrca19
cg11wrdsrca10
cg11dwrdimmrc
cg11dwrdinone
cg11dwrdirref

R11 CG8 9 TELL WORDS U CAN RECALL
R11 CG8 10 TELLWORDS U CAN RECALL
R11 D SCORE IMMEDIATE WORD RECALL
R11 D IMMEDIATE RECALL NONE
R11 D IMMEDIATE RECALL REFUSED

DISPLAY INSTRUCTIONS:

Display word list that was presented in CG7 for this administration.
Display response codes 91 and 92 response categories in a column beside the word list.

QUESTION TEXT:

Now please tell me the words you can recall.

AFTER 10 SECONDS OF SILENCE, PROBE ONCE: Are there any (other) words you remember?

STOP ACTIVITY AFTER ANOTHER 10 SECONDS OF SILENCE OR IF SP SAYS DONE

SELECT ALL THAT APPLY

{variable text [1-3]}

[LIST 1]
Hotel
River
Tree
Skin
Gold
Market
Paper
Child
King
Book

[LIST 2]
Woman
Rock
Blood
Corner
Shoes
Letter
Girl
House
Valley
Engine

[LIST 3]
Water
Church
Doctor
Palace
Fire
Garden
Sea
Village
Baby
Table

91. NO WORDS REMEMBERED
92. REFUSED

PROGRAMMER INSTRUCTIONS:

If 91 (NO WORDS REMEMBERED) selected and any codes 1-10 or 92 selected, display error message "INCONSISTENT ANSWER. NO WORDS REMEMBERED CANNOT BE SELECTED WITH ANY OTHER CATEGORY" when leaving the screen.

If 91 or 92 selected, go to CG9.

CG8A

cg11wrdsntlst

R11 CG8A WORDS NOT ON LIST

DISPLAY INSTRUCTIONS:

Display "not" in underlined text.

QUESTION TEXT:

DID SP SAY ANY WORDS THAT WERE NOT ON THE LIST?

CODES

- | | | |
|---|-----|-----|
| 1 | YES | |
| 2 | NO | CG9 |

CG8B

cg11numnotlst

R11 CG8B NUM WORDS NOT ON LIST

DISPLAY INSTRUCTIONS:

Display "not" in underlined text.

QUESTION TEXT:

HOW MANY WORDS DID SP SAY THAT WERE NOT ON THE LIST?

ENTER NUMBER
RANGE 1-10

ENTER NUMBER

Range 1 to 10

CG9

cg11probreca1

R11 CG9 SP HAD DIFF HEARING WORDS

cg11probreca2

R11 CG9 INTERRUPTION AS LIST READ

cg11probreca3

R11 CG9 PROB WORD RECALL SPECIFY

cg11probreca4

R11 CG9 WD RECALL NO PROB OCCURRD

cg11probreca5

R11 CG9 SP REFUSED WORD RECALL

QUESTION TEXT:

DID SP HAVE ANY PROBLEMS DURING THE WORD RECALL TASK?

SELECT ALL THAT APPLY

CODES

- | | | |
|----|---|-------|
| 1 | DIFFICULTY HEARING ANY OF THE WORDS | CG11A |
| 2 | INTERRUPTION OCCURRED WHILE LIST WAS BEING READ | CG11A |
| 91 | OTHER PROBLEM (SPECIFY) | |
| 92 | NO PROBLEMS OCCURRED | CG11A |
| 97 | SP REFUSED WORD RECALL TASK | CG11A |

PROGRAMMER INSTRUCTIONS:

Response code 92 cannot be selected in combination with any other code. Display error message "INCONSISTENT ANSWER. NO PROBLEMS OCCURRED CANNOT BE SELECTED WITH ANY OTHER CATEGORY" when leaving the screen.

Response code 97 cannot be selected in combination with any other code. Display error message "INCONSISTENT ANSWER. REFUSED CANNOT BE SELECTED WITH ANY OTHER CATEGORY" when leaving the screen.

CG9A

CG9A

NOT ON FILE

QUESTION TEXT:

SPECIFY THE TYPE OF PROBLEM EXPERIENCED DURING WORD RECALL TASK

ENTER TEXT

Length

255

CG11A

CG11A

NOT ON FILE

QUESTION TEXT:

(Please give me just a moment to get ready for the next activity).
TAKE OUT NUMBERS AND LETTERS RESPONSE FORM
PRESS 1 AND ENTER TO CONTINUE

CG11B

CG11B

NOT ON FILE

QUESTION TEXT:

Next, when I say go, I would like you to count from 1 to 20, like this: 1, 2, 3, 4 and so on. Ready? Go.
DID THE SP FINISH?

CODES

- 1 YES
- 2 NO

CG11C

CG11C

NOT ON FILE

QUESTION TEXT:

DID THE SPMAKE ANY ERRORS? ERRORS INCLUDE MISSING A NUMBER AND SAYING THE WRONG NUMBER.

CODES

- 1 YES
- 2 NO

CG11D

CG11D

NOT ON FILE

QUESTION TEXT:

Next, when I say go, I would like you to say the letters of the alphabet, like this: A, B, C, D, and so on. Ready? Go.
DID THE SP FINISH?

CODES

- 1 YES
- 2 NO

CG11E

CG11E

NOT ON FILE

QUESTION TEXT:

DID THE SP MAKE ANY ERRORS? ERRORS INCLUDE MISSING A LETTER AND SAYING THE WRONG LETTER.

CODES

1 YES
2 NO

CG12A

CG12A

NOT ON FILE


QUESTION TEXT:

Next, when I say go, I would like you to go back and forth – first say a number, then say a letter, like this: 1-A, 2-B, 3-C, 4-D, and so on. Ready?

PRESS F11 AND SAY: Go.

WRITE ANSWERS ON NUMBERS AND LETTERS RESPONSE FORM.STOP WRITING WHEN TIMER GOES OFF (AT 30 SECONDS).

DID THE SP ATTEMPT TO SAY ANY COMBINATION?



CODES

1 YES
2 NO

CG13

PROGRAMMER INSTRUCTION:

Launch countdown video with F11 key.

CG12B

CG12B

NOT ON FILE

QUESTION TEXT:

DID THE SP MAKE ANY ERRORS? ERRORS INCLUDE MISSING A LETTER OR NUMBER AND SAYING THE WRONG LETTER OR NUMBER.

CODES

1 YES
2 NO

CG12C

CG12C

NOT ON FILE

DISPLAY INSTRUCTIONS:

Display response options in 4-5 columns to avoid scrolling.

QUESTION TEXT:

WHAT WAS THE LAST CORRECT COMBINATION THE SP SAID?

- 1 1-A
- 2 2-B
- 3 3-C
- 4 4-D
- 5 5-E
- 6 6-F
- 7 7-G
- 8 8-H
- 9 9-I
- 10 10-J
- 11 11-K
- 12 12-L
- 13 13-M
- 14 14-N
- 15 15-O
- 16 16-P
- 17 17-Q
- 18 18-R
- 19 19-S
- 20 20-T
- 21 21-U
- 22 22-V
- 23 23-W
- 24 24-X
- 25 25-Y
- 26 26-Z
- 28 No correct combinations

CG13

cg11presidna1

R11 CG13A PRES LAST NAME CORRECT

cg11presidna2

R11 CG13B PRES LAST NAME INCORRECT

cg11presidna3

R11 CG13C PRES FIRST NAME CORRECT

cg11presidna4

R11 CG13D PRES FIRST NAME INCORRECT

DISPLAY INSTRUCTIONS:

Display "FIRST" "LAST", "first" and "last" in underlined text.

QUESTION TEXT:

Next, who is the President of the United States right now?

CORRECT ANSWER IS JOE(JOSEPH) BIDEN

IF ONLY FIRST NAME GIVEN, ASK: Do you know his last name?

IF ONLY LAST NAME GIVEN, ASK: Do you know his first name?

SELECT ALL THAT APPLY

CODES

1

LAST NAME CORRECT

- 2 LAST NAME NOT CORRECT/DK LAST NAME
- 3 FIRST NAME CORRECT
- 4 FIRST NAME NOT CORRECT/DK FIRST NAME
REFUSED

PROGRAMMER INSTRUCTIONS:

If (RF is not selected) and (codes 1 or 2) and (codes 3 or 4) are not selected, display error message "INCOMPLETE ANSWER. A RESPONSE TO BOTH THE FIRST NAME AND THE LAST NAME MUST BE SELECTED."

If codes 1 and 2 are selected, display error message "INCONSISTENT ANSWER. LAST NAME CANNOT BE BOTH CORRECT AND NOT CORRECT OR UNKNOWN".

If codes 3 and 4 are selected, display error message "INCONSISTENT ANSWER. FIRST NAME CANNOT BE BOTH CORRECT AND NOT CORRECT OR UNKNOWN".

CG14	cg11vpname1	R11 CG14A VP LAST NAME CORRECT
	cg11vpname2	R11 CG14B VP LAST NAME INCORRECT
	cg11vpname3	R11 CG14C VP FIRST NAME CORRECT
	cg11vpname4	R11 CG14D VP FIRST NAME INCORRECT

DISPLAY INSTRUCTIONS:

Display "FIRST", "LAST", "first", and "last" in underlined text.

QUESTION TEXT:

Who is the Vice President?

CORRECT ANSWER IS KAMALA HARRIS

IF ONLY FIRST NAME GIVEN, ASK: Do you know her last name?
IF ONLY LAST NAME GIVEN, ASK: Do you know her first name?

SELECT ALL THAT APPLY

CODES

- 1 LAST NAME CORRECT
- 2 LAST NAME NOT CORRECT/DK LAST NAME
- 3 FIRST NAME CORRECT
- 4 FIRST NAME NOT CORRECT/DK FIRST NAME
REFUSED

PROGRAMMER INSTRUCTIONS:

If (RF is not selected) and (codes 1 or 2) and (codes 3 or 4) are not selected, display error message "INCOMPLETE ANSWER. A RESPONSE TO BOTH THE FIRST NAME AND THE LAST NAME MUST BE SELECTED."

If codes 1 and 2 are selected, display error message "INCONSISTENT ANSWER. LAST NAME CANNOT BE BOTH CORRECT AND NOT CORRECT OR UNKNOWN".

If codes 3 and 4 are selected, display error message "INCONSISTENT ANSWER. FIRST NAME CANNOT BE BOTH CORRECT AND NOT CORRECT OR UNKNOWN".

BOX CG15	BOX CG15	NOT ON FILE
-----------------	-----------------	-------------

IF CG7PRE = 2 (SP REFUSES ACTIVITY), GO TO SECTION MO - MOBILITY
ELSE GO TO CG15

CG15	cg11wrdsdcal1	R11 CG15 1 DELAYED WORD RECALL
	cg11wrdsdcal2	R11 CG15 2 DELAYED WORD RECALL

cg11wrdsdca3	R11 CG15 3 DELAYED WORD RECALL
cg11wrdsdca4	R11 CG15 4 DELAYED WORD RECALL
cg11wrdsdca5	R11 CG15 5 DELAYED WORD RECALL
cg11wrdsdca6	R11 CG15 6 DELAYED WORD RECALL
cg11wrdsdca7	R11 CG15 7 DELAYED WORD RECALL
cg11wrdsdca8	R11 CG15 8 DELAYED WORD RECALL
cg11wrdsdca9	R11 CG15 9 DELAYED WORD RECALL
cg11wrdsdca10	R11 CG15 10 DELAYED WORD RECALL
cg11dwrddlyrc	R11 D SCORE DELAYED WORD RECALL
cg11dwrddnone	R11 D DELAYED RECALL NONE
cg11dwrddrref	R11 D DELAYED RECALL REFUSED

DISPLAY INSTRUCTIONS:

Display word list that was presented in CG7.

Display response codes 91 and 92 response categories in a column beside the word list.

QUESTION TEXT:

A little while ago, I read you a list of 10 words and you repeated the ones you could remember. Please tell me any of the words that you remember now.

AFTER 10 SECONDS OF SILENCE, PROBE ONCE: Are there any (other) words you remember?

STOP ACTIVITY AFTER ANOTHER 10 SECONDS OF SILENCE OR IF SP SAYS DONE

SELECT ALL THAT APPLY

{variable text [1-3]}

[LIST 1]

Hotel
River
Tree
Skin
Gold
Market
Paper
Child
King
Book

[LIST 2]

Woman
Rock
Blood
Corner
Shoes
Letter
Girl
House
Valley
Engine

[LIST 3]

Water
Church

Doctor
Palace
Fire
Garden
Sea
Village
Baby
Table

91. NO WORDS REMEMBERED
92. REFUSED

PROGRAMMER INSTRUCTIONS:

If 91 (NO WORDS REMEMBERED) selected and any codes 1-10 or 92 selected, display error message
“INCONSISTENT ANSWER. NO WORDS REMEMBERED CANNOT BE SELECTED WITH ANY OTHER CATEGORY” when leaving
the screen.

CG15A

CG15A

NOT ON FILE

QUESTION TEXT:

AFTER LIST HAS ENDED, TYPE 1 AND ENTER TO CONTINUE

PROGRAMMER INSTRUCTIONS:

If CG15 = 91 or 92, go to Section MO – Mobility.

CG16

cg11wrndnotlst

R11 CG16 WORDS NOT ON LIST

DISPLAY INSTRUCTIONS:

Display “not” in underlined text.

QUESTION TEXT:

DID SP SAY ANY WORDS THAT WERE NOT ON THE LIST?

CODES

1 YES
2 NO

SECTION MO

CG17

cg11numwrndnot

R11 CG17 NUM OF WORDS NOT ON LIST

DISPLAY INSTRUCTIONS:

Display “not” in underlined text.

QUESTION TEXT:

HOW MANY WORDS DID SP SAY THAT WERE NOT ON THE LIST?

ENTER NUMBER

RANGE 1-10

ENTER NUMBER

Range

1 to 10

Derived Variables from Items in CG Section

cg11dwrdr1rc1

R11 D WORD1 IMMEDIATE RECALL

cg11dwr2rcl	R11 D WORD2 IMMEDIATE RECALL
cg11dwr3rcl	R11 D WORD3 IMMEDIATE RECALL
cg11dwr4rcl	R11 D WORD4 IMMEDIATE RECALL
cg11dwr5rcl	R11 D WORD5 IMMEDIATE RECALL
cg11dwr6rcl	R11 D WORD6 IMMEDIATE RECALL
cg11dwr7rcl	R11 D WORD7 IMMEDIATE RECALL
cg11dwr8rcl	R11 D WORD8 IMMEDIATE RECALL
cg11dwr9rcl	R11 D WORD9 IMMEDIATE RECALL
cg11dwr10rcl	R11 D WORD10 IMMEDIATE RECALL
cg11dwrduunrc	R11 D WORD DELAYED RECALL [See CG8]
cg11dwrinone	R11 D IMMEDIATE RECALL NONE [See CG8]
cg11dwrdirref	R11 D IMMEDIATE RECALL REFUSED [See CG8]
cg11dwr1dly	R11 D WORD1 DELAYED RECALL
cg11dwr2dly	R11 D WORD2 DELAYED RECALL
cg11dwr3dly	R11 D WORD3 DELAYED RECALL
cg11dwr4dly	R11 D WORD4 DELAYED RECALL
cg11dwr5dly	R11 D WORD5 DELAYED RECALL
cg11dwr6dly	R11 D WORD6 DELAYED RECALL
cg11dwr7dly	R11 D WORD7 DELAYED RECALL
cg11dwr8dly	R11 D WORD8 DELAYED RECALL
cg11dwr9dly	R11 D WORD9 DELAYED RECALL
cg11dwr10dly	R11 D WORD10 DELAYED RECALL
cg11dwrddlyrc	R11 D SCORE DELAYED WORD RECALL [See CG15]
cg11dwrddnone	R11 D DELAYED RECALL NONE [See CG15]
cg11dwrddrref	R11 D DELAYED RECALL REFUSED [See CG15]
cg11dwrddlyrc	R11 D SCORE DELAYED WORD RECALL

NHATS Round 11

Section MO [MOBILITY]

Sequence: 19

MO1PRE

MO1PRE

NOT ON FILE

DISPLAY INSTRUCTIONS:

If DECEASED flag = 1 (YES), display "going outside".
Otherwise, display "leaving {your/SP's} {home/building} to go outside".
If STRUCTURE flag = 2 (MULTI-UNIT), display "building".
Otherwise, display "home".

QUESTION TEXT:

Now we're going to ask about {leaving {your/SP's} {home/building} to go outside/going outside}.

PRESS 1 AND ENTER TO CONTINUE

MO1

mo11outoft

R11 MO1 OFTEN GO OUTSIDE

DISPLAY INSTRUCTIONS:

If DECEASED flag = 1 (YES), display "of {his/her} life".
Otherwise, display "leave {your/his/her} {home/building} to".

QUESTION TEXT:

SHOW CARD MO1

In the last month {of {his/her} life}, how often did {you/SP} {leave {your/his/her} {home/building} to} go outside? Would you say every day, most days, some days, rarely, or never?

CODES

- 1 EVERY DAY (7 DAYS A WEEK)
- 2 MOST DAYS (5-6 DAYS A WEEK)
- 3 SOME DAYS (2-4 DAYS A WEEK)
- 4 RARELY (ONCE A WEEK OR LESS)
- 5 NEVER
- REFUSED
- DON'T KNOW

PROGRAMMERS INSTRUCTIONS:

If MO1 = 5 (NEVER) SET DIDNTLEAVE FLAG TO 1 (YES)

BOX MO2

BOX MO2

NOT ON FILE

If DECEASED flag = 1 (YES) and MO1 = 5 (NEVER), go to MO12.
Else if DECEASED flag = 1 (YES), go to MO6.
Else if MO1 = 5 (NEVER), go to MO10.

Else if CANE FLAG=1 (YES), go to MO2.
Otherwise, go to BOX MO3.

MO2

mo11outcane

R11 MO2 CANE USED OUTSIDE

QUESTION TEXT:

SHOW CARD MO2

In the last month, when {you/SP} left {your/his/her} {home/building} to go outside, how often did {you/he/she} use {your/his/her} cane? Would you say every time, most times, sometimes, rarely, or never?

CODES

- 1 EVERY TIME
- 2 MOST TIMES
- 3 SOMETIMES
- 4 RARELY
- 5 NEVER
- REFUSED
- DON'T KNOW

BOX MO3**BOX MO3**

NOT ON FILE

IF WALKER FLAG=1 (YES), GO TO MO3
ELSE GO TO BOX MO4

MO3**mo11outwalkr**

R11 MO3 WALKER USED OUTSIDE

QUESTION TEXT:

SHOW CARD MO2

In the last month, when {you/SP} left {your/his/her} {home/building} to go outside, how often did {you/he/she} use {your/his/her} walker? Would you say every time, most times, sometimes, rarely, or never?

CODES

- 1 EVERY TIME
- 2 MOST TIMES
- 3 SOMETIMES
- 4 RARELY
- 5 NEVER
- REFUSED
- DON'T KNOW

BOX MO4**BOX MO4**

NOT ON FILE

If WHEELCHAIR flag = 1 (yes), go to MO4.
Otherwise, go to BOX MO5.

MO4**mo11outwlchr**

R11 MO4 WHEELCHAIR USED OUTSIDE

QUESTION TEXT:

SHOW CARD MO2

In the last month, when {you/SP} left {your/his/her} {home/building} to go outside, how often did {you/he/she} use {your/his/her} wheelchair? Would you say every time, most times, sometimes, rarely, or never?

CODES

- 1 EVERY TIME
- 2 MOST TIMES
- 3 SOMETIMES
- 4 RARELY
- 5 NEVER
- REFUSED

DON'T KNOW

BOX MO5

BOX MO5

NOT ON FILE

If SCOOTER flag = 1 (yes), go to MO5.
Otherwise, go to MO6.

MO5

mo11outsctr

R11 MO5 SCOOTER USED OUTSIDE

QUESTION TEXT:

SHOW CARD MO2

In the last month, when {you/SP} left {your/his/her} {home/building} to go outside, how often did {you/he/she} use {your/his/her} scooter? Would you say every time, most times, sometimes, rarely, or never?

CODES

- 1 EVERY TIME
- 2 MOST TIMES
- 3 SOMETIMES
- 4 RARELY
- 5 NEVER
- REFUSED
- DON'T KNOW

MO6

mo11outhlp

R11 MO6 HELP GO OUTSIDE

DISPLAY INSTRUCTIONS:

If FACILITY flag = 1 (YES), display "a staff person from the place where {you live/{he/she} {lives/lived}},".
If DECEASED flag = 1 (YES), display "of {his/her} life" and "lived".
Otherwise, display "lives" and "leave {your/his/her} {home/building} to".

QUESTION TEXT:

In the last month {of {his/her} life}, did anyone ever help {you/SP} {leave {your/his/her} {home/building} to} go outside?

IF NEEDED: This includes family, friends, {a staff person from the place where {you live/{he/she} {lives/lived}},} or someone paid to help {you/him/her}.

CODES

- 1 YES
- 2 NO
- REFUSED
- DON'T KNOW

BOX MO6A

BOX MO6A

NOT ON FILE

If DECEASED flag = 1 (YES) and MO6 = 2 (NO), RF, or DK, go to BOX MO12.
Else if MO6 = 2 (NO), RF, or DK, go to MO8.
Otherwise, go to MO6A.

MO6A

op11outhlp

R11 MO6A HELPS SP GO OUTSIDE

op11relatnshp

R11 RELASHIP TO SP UPDATE AND NEW

DISPLAY INSTRUCTIONS:

Display HELPER RELATIONSHIP CODE LIST.

Display person roster with FIRST NAME, LAST NAME, and RELATIONSHIP TO SP. Allow entry for FIRST NAME, LAST NAME, and RELATIONSHIP TO SP fields.

If DECEASED flag = 1 (YES), display "lived".
Otherwise, display "lives" and "(leave {your/his/her} {home/building} to)".

If FACILITY flag = 1 (YES), display "a staff person from the place where {you live/{he/she} {lives/lived},,}".

If FACILITY flag=1 (YES) or RETIREMENT COMMUNITY flag=1(YES), display SERVICE/SOMEONE FROM THE PLACE SP LIVES/DIED on the roster.

Display "first" and "last" in underlined text.

QUESTION TEXT:

Who helped {you/SP} do that ({leave {your/his/her} {home/building} to} go outside)?

IF NEEDED: This includes family, friends, {a staff person from the place where {you live/{he/she} {lives/lived},,} or someone paid to help {you/{him/her}}.

PROBE: Anyone else?

SELECT ALL THAT APPLY

IF PERSON NAMED IS NOT ON THE ROSTER, PRESS CTRL/P TO ADD A PERSON

MO6b. [What is (his/her) first name?] CONFIRM SPELLING
MO6c. [What is (his/her) last name?] CONFIRM SPELLING
MO6d. [What is (his/her) relationship to {you/SP}?] PRESS F1 FOR HELP SCREEN

CODES

- 2 SPOUSE/PARTNER
- 3 DAUGHTER
- 4 SON
- 5 DAUGHTER-IN-LAW
- 6 SON-IN-LAW
- 7 STEPDAUGHTER
- 8 STEPSON
- 9 SISTER
- 10 BROTHER
- 11 SISTER-IN-LAW
- 12 BROTHER-IN-LAW
- 13 MOTHER
- 14 STEPMOTHER
- 15 MOTHER-IN-LAW
- 16 FATHER
- 17 STEPFATHER
- 18 FATHER-IN-LAW
- 19 GRANDDAUGHTER
- 20 GRANDSON
- 21 NIECE
- 22 NEPHEW
- 23 AUNT
- 24 UNCLE
- 25 COUSIN
- 26 STEPDAUGHTER'S SON/DAUGHTER
- 27 STEPSON'S SON/DAUGHTER

28	DAUGHTER-IN-LAW'S SON/DAUGHTER
29	SON-IN-LAW'S SON/DAUGHTER
30	BOARDER/RENTER
31	PAID AIDE/HOUSEKEEPER/EMPLOYEE
32	ROOMMATE
33	EX-WIFE/EX-HUSBAND
34	BOYFRIEND/GIRLFRIEND
35	NEIGHBOR
36	FRIEND
37	SOMEONE/SERVICE AT THE PLACE SP LIVES/LIVED
38	CO-WORKER
39	MINISTER, PRIEST, OR OTHER CLERGY
40	PSYCHIATRIST, PSYCHOLOGIST, COUNSELOR, OR THERAPIST
91	OTHER RELATIVE
92	OTHER NONRELATIVE

PROGRAMMER INSTRUCTIONS:

For each roster selection/addition at MO6, set HELPSGOOUTSIDE flag = 1 (yes).
If DECEASED flag = 1 (YES), go to BOX MO12.

MO7

mo11outslf

R11 MO7 LEFT BY YOURSELF

DISPLAY INSTRUCTIONS:

DISPLAY "{by {yourself/himself/herself}" IN BOLD UNDERLINED TEXT

QUESTION TEXT:

SHOW CARD MO3

In the last month, when {you/SP} left {your/his/her} {home/building} to go outside, how often did {you/he/she} do this by {yourself/himself/herself}? Would you say every time, most times, sometimes, rarely, or never?

CODES

1	MOST TIMES	
2	SOMETIMES	
3	RARELY	
4	NEVER	MO9
	REFUSED	
	DON'T KNOW	

MO8

mo11outdif

R11 MO8 HOW DIFFICULT

DISPLAY INSTRUCTIONS:

DISPLAY "by {yourself/himself/herself}" IN BOLD UNDERLINED TEXT

If MO2 = 1,2,3, or 4 (uses cane when leaving building or MO3 = 1,2,3, or 4 (uses walker when leaving building) or MO4 = 1,2,3, or 4 (uses wheelchair when leaving building) or MO5 = 1,2,3, or 4 (uses scooter when leaving building), display "when {you/SP} used {your/his/her} {cane/walker/wheelchair/scooter}".

If MO2 = 1,2,3, or 4 (uses cane when leaving building), display "cane".

If MO3 = 1,2,3, or 4 (uses walker when leaving building), display "walker".

If MO4 = 1,2,3, or 4 (uses wheelchair when leaving building), display "wheelchair".

If MO5 = 1,2,3, or 4 (uses scooter when leaving building), display "scooter".

If more than one (MO2, MO3, MO4, MO5) = 1,2,3, or 4 (used inside), insert "or" between the names of the devices.

QUESTION TEXT:

In the last month, {when {you/SP} used {your/his/her} {cane / walker / wheelchair / scooter}}, how much difficulty did {you/{he/she}} have leaving {your/his/her} {home/building} to go outside by

{yourself/himself/herself}? Would you say none, a little, some, or a lot?

CODES

- 1 NONE
- 2 A LITTLE
- 3 SOME
- 4 A LOT
- REFUSED
- DON'T KNOW

MO9

mo11outyrgo

R11 MO9 HOW OFTEN LEAVE

DISPLAY INSTRUCTIONS:

DISPLAY "a year ago" IN BOLD UNDERLINED TEXT

QUESTION TEXT:

Compared to a year ago, {do you/does SP} now leave {your/his/her} {home/building} more often, less often or about the same?

CODES

- 1 MORE OFTEN
- 2 LESS OFTEN
- 3 ABOUT THE SAME
- REFUSED
- DON'T KNOW

BOX MO10

BOX MO10

NOT ON FILE

If MO6 = 2 (no help to go outside) and MO8 = 1 (no difficulty going outside by self), go to MO11PRE.

Otherwise, go to MO10.

MO10

mo11outwout

R11 MO10 STAYED IN NO HELP

DISPLAY INSTRUCTIONS:

DISPLAY "by {yourself/himself/herself}" IN BOLD UNDERLINED TEXT

If MO1 = 5 (never left building) or MO7 = 4 (never left building by self), display "no one was there to help {you/him/her} go out".

Otherwise display "{you/he/she} had difficulty going out by {yourself/himself/herself}"..

QUESTION TEXT:

In the last month, did {you/SP} ever have to stay in {your/his/her} {home/building} because {no one was there to help {you/him/her} go out/ {you/he/she} had difficulty going out by {yourself/himself/herself}}?

CODES

- 1 YES
- 2 NO
- REFUSED
- DON'T KNOW

MO11PRE

MO11PRE

NOT ON FILE

DISPLAY INSTRUCTIONS:

If STRUCTURE flag = 2 (multi-unit), display "or building".

QUESTION TEXT:

These next few questions are about getting around inside {your/SP's} home {or building}.

PRESS 1 AND ENTER TO CONTINUE

BOX MO11

BOX MO11

NOT ON FILE

If STRUCTURE flag = 2 (multi-unit), go to M011
Otherwise, go to BOX MO12.

MO11

mo11oftgoarea

R11 MO11 HOW OFTEN GO OTHER AREAS

DISPLAY INSTRUCTIONS:

If FACILITY flag = 1 (yes), display "{apartment/room/unit/suite/other}".
Otherwise, display "home".

QUESTION TEXT:

SHOW CARD MO1

In the last month, how often did {you /SP} leave {your/his/her} {home/{apartment/room/unit/suite/other}} to go into other areas of the building? Would you say every day, most days, some days, rarely, or never?

CODES

- 1 EVERY DAY (7 DAYS A WEEK)
- 2 MOST DAYS (5-6 DAYS A WEEK)
- 3 SOME DAYS (2-4 DAYS A WEEK)
- 4 RARELY (ONCE A WEEK OR LESS)
- 5 NEVER
- REFUSED
- DON'T KNOW

BOX MO12

BOX MO12

NOT ON FILE

If DECEASED flag = 1 (YES) and MO1 = 5 (NEVER LEFT HOME), go to MO12.
Else if DECEASED flag = 1 (YES), go to MO18.

Else if STRUCTURE flag = 2 (multi-unit) and MO1 = 5 (never leave building) and MO11 = 5 (never go to other parts of building), go to MO12.

Else if [STRUCTURE flag = 1 (single home) or STRUCTURE flag = 3 (Other)] and MO1 = 5 (never leave home), go to MO12.

Otherwise, go to BOX MO13.

MO12

mo11oflvslepr

R11 MO12 HOW OFTN LEAVE BEDROOM

DISPLAY INSTRUCTIONS:

If DECEASED flag = 1 (YES), display "of {his/her} life" and "slept".
Otherwise, display "sleeps".

QUESTION TEXT:

SHOW CARD MO1

In the last month {of {his/her} life}, how often did {you/SP} leave the room where {you sleep/{he/she} {sleeps/slept}}? Would you say every day, most days, some days, rarely, or never?

CODES

- 1 EVERY DAY (7 DAYS A WEEK)
 - 2 MOST DAYS (5-6 DAYS A WEEK)
 - 3 SOME DAYS (2-4 DAYS A WEEK)
 - 4 RARELY (ONCE A WEEK OR LESS)
 - 5 NEVER
- REFUSED
DON'T KNOW

PROGRAMMER INSTRUCTIONS:

If MO12 =5 (never leaves room), set DIDN'T LEAVE ROOM SLEEPS flag = 1 (yes).

BOX MO13

BOX MO13

NOT ON FILE

If DECEASED flag = 1 (YES), and Mo12 = 5 (NEVER), go to MO25.
 Else if DECEASED = 1 (YES), go to MO18.
 Else if MO12 = 5 (NEVER), go to MO23.
 Else if CANE flag = 1 (YES), go to MO13.
 Otherwise, go to BOX MO14.

MO13

mo11insdcane

R11 MO13 OFTEN USED CANE INSIDE

QUESTION TEXT:

SHOW CARD MO2

In the last month, when {you/SP} left {your/his/her} {home/building} to go outside, how often did {you/he/she} use {your/his/her} cane? Would you say every time, most times, sometimes, rarely, or never?

CODES

- 1 EVERY TIME
 - 2 MOST TIMES
 - 3 SOMETIMES
 - 4 RARELY
 - 5 NEVER
- REFUSED
DON'T KNOW

BOX MO14

BOX MO14

NOT ON FILE

If WALKER flag = 1 (yes), go to MO14.
 Otherwise, go to BOX MO15.

MO14

mo11insdwalkr

R11 MO14 OFTEN USED WALKER INSIDE

QUESTION TEXT:

SHOW CARD MO2

In the last month, when {you/SP} left {your/his/her} {home/building} to go outside, how often did {you/he/she} use {your/his/her} walker? Would you say every time, most times, sometimes, rarely, or never?

CODES

- 1 EVERY TIME
- 2 MOST TIMES
- 3 SOMETIMES
- 4 RARELY
- 5 NEVER

REFUSED
DON'T KNOW

BOX MO15

BOX MO15

NOT ON FILE

If WHEELCHAIR HOME flag = 1 (yes), go to MO15.
Otherwise, go to BOX MO16.

MO15

mo11insdwlchr

R11 MO15 OFT USD WHEELCHAR INSIDE

DISPLAY INSTRUCTIONS:

If STRUCTURE flag = 2 (multi-unit), display “or building”.

QUESTION TEXT:

SHOW CARD MO2

In the last month, when {you/SP} went around inside {your/his/her} home {or building}, how often did {you/he/she} use {your/his/her} wheelchair? Would you say every time, most times, sometimes, rarely, or never?

CODES

- 1 EVERY TIME
- 2 MOST TIMES
- 3 SOMETIMES
- 4 RARELY
- 5 NEVER
- REFUSED
- DON'T KNOW

BOX MO16

BOX MO16

NOT ON FILE

If SCOOTER HOME flag = 1 (yes), go to MO16.
Otherwise, go to MO17.

MO16

mo11insdsctr

R11 MO16 OFTEN USD SCOOTER INSIDE

DISPLAY INSTRUCTIONS:

If STRUCTURE flag = 2 (multi-unit), display “or building”.

QUESTION TEXT:

SHOW CARD MO2

In the last month, when {you/SP} went around inside {your/his/her} home {or building}, how often did {you/he/she} use {your/his/her} scooter? Would you say every time, most times, sometimes, rarely, or never?

CODES

- 1 EVERY TIME
- 2 MOST TIMES
- 3 SOMETIMES
- 4 RARELY
- 5 NEVER
- REFUSED
- DON'T KNOW

MO17**mo11oftholdwl**

R11 MO17 OFTEN HOLD WALLS INSIDE

DISPLAY INSTRUCTIONS:

If STRUCTURE flag = 2 (multi-unit), display "or building".

QUESTION TEXT:

SHOW CARD MO2

In the last month, when {you/SP} went around inside {your/his/her} home {or building}, how often did {you/he/she} use {your/his/her} scooter? Would you say every time, most times, sometimes, rarely, or never?

CODES

- 1 EVERY TIME
- 2 MOST TIMES
- 3 SOMETIMES
- 4 RARELY
- 5 NEVER
- REFUSED
- DON'T KNOW

MO18**mo11insdhlp**

R11 MO18 GOT HELP INSIDE

DISPLAY INSTRUCTIONS:If DECEASED flag = 1 (YES), display "of {his/her} life" and "lived".
Otherwise, display "lives" and "{your/his/her} home {or building}".

If STRUCTURE flag = 2 (multi-unit), display "or building".

If FACILITY flag = 1 (YES), display "a staff person from the place where {you live/{he/she} {lives/lived}},".

QUESTION TEXT:

In the last month {of {his/her} life}, did anyone ever help {you/SP} get around inside {{your/his/her} home {or building}}?

IF NEEDED: This includes family, friends, {a staff person from the place where {you live/{he/she} {lives/lived}},} or someone paid to help {you/{him/her}}.

CODES

- 1 YES
- 2 NO
- REFUSED
- DON'T KNOW

BOX MO19A**BOX MO19A**

NOT ON FILE

If DECEASED flag = 1 (YES) and MO18 = 2 (NO), RF, or DK, go to MO25.
Else if MO18 = 2 (NO), RF, or DK, go to MO21.
Otherwise, go to MO19A.

MO19A**op11insdhlp**

R11 MO19A HELPS SP INSIDE HOUSE

op11relatnshp

R11 RELASHIP TO SP UPDATE AND NEW

DISPLAY INSTRUCTIONS:

Display HELPER RELATIONSHIP CODE LIST.

If DECEASED flag = 1 (YES), display "lived".
Otherwise, display "lives" and "{your/SP's} home {or building}".

If FACILITY flag = 1 (YES), display "a staff person from the place where {you live/{he/she} {lives/lived},".

If STRUCTURE flag = 2 (multi-unit), display "or building".

Display person roster with FIRST NAME, LAST NAME, and RELATIONSHIP TO SP. Allow entry for FIRST NAME, LAST NAME, and RELATIONSHIP TO SP fields.

If FACILITY flag=1(YES) or RETIREMENT COMMUNITY flag=1(YES), display SERVICE/SOMEONE FROM THE PLACE SP LIVES/DIED on the person roster.

Display "first" and "last" in underlined text

QUESTION TEXT:

Who helped with that (getting around inside {{your/SP's} home {or building}})?

IF NEEDED: This includes family, friends, {a staff person from the place where {you live/{he/she} {lives/lived}},} or someone paid to help {you/{him/her}}.

PROBE: Anyone else?

SELECT ALL THAT APPLY

IF PERSON NAMED IS NOT ON THE ROSTER, PRESS CTRL/P TO ADD A PERSON

MO19b. [What is (his/her) first name?] CONFIRM SPELLING

MO19c. [What is (his/her) last name?] CONFIRM SPELLING

MO19d. [What is {his/her} relationship to {you/SP}?] PRESS F1 FOR HELP SCREEN

CODES

2	SPOUSE/PARTNER
3	DAUGHTER
4	SON
5	DAUGHTER-IN-LAW
6	SON-IN-LAW
7	STEPDAUGHTER
8	STEPSON
9	SISTER
10	BROTHER
11	SISTER-IN-LAW
12	BROTHER-IN-LAW
13	MOTHER
14	STEPMOTHER
15	MOTHER-IN-LAW
16	FATHER
17	STEPFATHER
18	FATHER-IN-LAW
19	GRANDDAUGHTER
20	GRANDSON
21	NIECE
22	NEPHEW
23	AUNT
24	UNCLE
25	COUSIN
26	STEPDAUGHTER'S SON/DAUGHTER
27	STEPSON'S SON/DAUGHTER

- 28 DAUGHTER-IN-LAW'S SON/DAUGHTER
- 29 SON-IN-LAW'S SON/DAUGHTER
- 30 BOARDER/RENTER
- 31 PAID AIDE/HOUSEKEEPER/EMPLOYEE
- 32 ROOMMATE
- 33 EX-WIFE/EX-HUSBAND
- 34 BOYFRIEND/GIRLFRIEND
- 35 NEIGHBOR
- 36 FRIEND
- 37 SOMEONE/SERVICE AT THE PLACE SP LIVES/LIVED
- 38 CO-WORKER
- 39 MINISTER, PRIEST, OR OTHER CLERGY
- 40 PSYCHIATRIST, PSYCHOLOGIST, COUNSELOR, OR THERAPIST
- 91 OTHER RELATIVE
- 92 OTHER NONRELATIVE

PROGRAMMER INSTRUCTIONS:

For each roster selection/addition at MO19, set HELPSAROUNDINSIDE flag = 1 (yes).

BOX MO20 **BOX MO20** NOT ON FILE

If DECEASED FLAG=1 (YES), go to MO25.
Otherwise, go to MO20.

MO20 **mo11insd1f** R11 MO20 HOW OFTEN BY YOURSELF

DISPLAY INSTRUCTIONS:

DISPLAY "by {yourself/himself/herself}" IN BOLD UNDERLINED TEXT

If STRUCTURE flag = 2 (multi-unit), display "or building,".
Otherwise, display only the comma after "home"

QUESTION TEXT:

SHOW CARD MO3

In the last month, when {you/SP} went around inside {your/his/her} home {,/or building,} how often did {you/he/she} do this by {yourself/himself/herself}? Would you say most times, sometimes, rarely, or never?

CODES

- 1 EVERY TIME
- 2 MOST TIMES
- 3 SOMETIMES
- 4 RARELY
- NEVER MO22
- REFUSED
- DON'T KNOW

MO21 **mo11insdd1f** R11 MO21 HOW DIFF GET ARD W DEVCE

DISPLAY INSTRUCTIONS:

DISPLAY "by {yourself/himself/herself}" IN BOLD UNDERLINED TEXT

If MO13 = 1,2,3, or 4 (used cane inside) or MO14 = 1,2,3, or 4 (used walker inside) or MO15 = 1,2,3, or 4 (used wheelchair inside) or MO16 = 1,2,3, or 4 (used scooter inside), display "when {you/SP} used {your/his/her} {cane/walker/wheelchair/scooter}".

If MO13 = 1,2,3, or 4 (used cane inside), display “cane”.

If MO14 = 1,2,3, or 4 (used walker inside), display “walker”.

If MO15 = 1,2,3, or 4 (used wheelchair inside), display “wheelchair”.

If MO16 = 1,2,3, or 4 (used scooter inside), display “scooter”.

If more than one (MO13, MO14, MO15, MO16) = 1,2,3, or 4 (used inside), insert “or” between the names of the devices.

If STRUCTURE flag = 2 (multi-unit), display “or building”.

QUESTION TEXT:

In the last month, {when {you/SP} used {your/his/her} {cane/walker/wheelchair/scooter},} how much difficulty did {you/SP} have getting around inside {your/his/her} home {or building} by {yourself/himself/herself}? Would you say none, a little, some, or a lot?

CODES

- 1 NONE
- 2 A LITTLE
- 3 SOME
- 4 A LOT
- REFUSED
- DON'T KNOW

MO22

mo11insdyrgo

R11 MO22 HOW OFTEN COMPRED YR AGO

DISPLAY INSTRUCTIONS:

If STRUCTURE flag = 2 (multi-unit), display “or building”.

DISPLAY "a year ago" IN BOLD UNDERLINED TEXT

QUESTION TEXT:

Compared to a year ago, {do you/does SP} now leave {your/his/her} home {or building} more often, less often or about the same?

CODES

- 1 MORE OFTEN
- 2 LESS OFTEN
- 3 ABOUT THE SAME
- REFUSED
- DON'T KNOW

BOX MO23

BOX MO23

NOT ON FILE

If MO18 = 2 (did not get help getting around inside) and MO21= 1 (no difficulty getting around inside), go to MO24PRE.
Otherwise, go to MO23.

MO23

mo11insdwout

R11 MO23 PLACES INSIDE DID NOT GO

DISPLAY INSTRUCTIONS:

DISPLAY "by {yourself/himself/herself}" IN BOLD UNDERLINED TEXT

If STRUCTURE flag = 2 (multi-unit), display “or building”.

If MO20 = 4 (never went around inside by self) or MO12 = 5 (never left room where slept), display “no one was there to help {you/him/her}”.

Otherwise display "it was too difficult to go there by {yourself/himself/herself}".

QUESTION TEXT:

In the last month, were there any places in {your/SP's} home {or building} that {you/he/she} did not go because {no one was there to help {you/him/her}/it was too difficult to go there by yourself/himself/herself}?

CODES

- 1 YES
- 2 NO
REFUSED
DON'T KNOW

MO24PRE

MO24PRE

NOT ON FILE

QUESTION TEXT:

These next few questions are about getting in and out of bed.

PRESS 1 AND ENTER TO CONTINUE

BOX MO24

BOX MO24

NOT ON FILE

If CANE flag = 1 (yes) or WALKER flag = 1 (yes), go to MO24.
Otherwise, go to MO25.

MO24

mo11beddev

R11 MO24 OUT OF BED USED DEVICE

DISPLAY INSTRUCTIONS:

If CANE flag = 1 (yes) and WALKER flag is null, display "cane".
If CANE flag = 1 (yes) and WALKER flag = 1 (yes), display "cane or walker".
If CANE flag is null and WALKER flag = 1 (yes), display "walker".

QUESTION TEXT:

SHOW CARD MO2

In the last month, when {you/SP} got out of bed, how often did {you/he/she} use {your/his/her} {cane / walker / cane or walker} to help? Would you say every time, most times, sometimes, rarely, or never?

CODES

- 1 EVERY TIME
- 2 MOST TIMES
- 3 SOMETIMES
- 4 RARELY
- 5 NEVER
REFUSED
DON'T KNOW

MO25

mo11bedhlp

R11 MO25 GOT HELP OUT OF BED

DISPLAY INSTRUCTIONS:

If FACILITY flag = 1 (yes), display "a staff person from the place where {you live/{he/she} {lives/lived}}".

If DECEASED flag = 1 (YES), display "of {his/her} life" and "lived".
Otherwise, display "lives".

QUESTION TEXT:

In the last month {of {his/her} life}, did anyone ever help {you/SP} get out of bed?
IF NEEDED: This includes family, friends, {a staff person from the place where {you live/{he/she} {lives/lived}}}, or someone paid to help {you/him/her}

CODES

- 1 YES
- 2 NO
- REFUSED
- DON'T KNOW

BOX MO25A

BOX MO25A

NOT ON FILE

If DECEASED flag = 1 (YES) and MO25 = 2 (NO), RF, or DK, go to Section DM - Duration of Mobility Accommodations.
Else if MO25 = 2 (NO), RF, or DK, go to MO27.
Otherwise, go to MO25A.

MO25A

op11bedhlp

R11 MO25A HELPS SP OUT OF BED

op11relatnshp

R11 RELASHIP TO SP UPDATE AND NEW

DISPLAY INSTRUCTIONS:

Display HELPER RELATIONSHIP CODES.

Display PERSON ROSTER with FIRST NAME, LAST NAME, and RELATIONSHIP TO SP. Allow entry for FIRST NAME, LAST NAME, and RELATIONSHIP TO SP fields.

If FACILITY flag=1(YES) or RETIREMENT COMMUNITY flag=1(YES), display SERVICE/SOMEONE FROM THE PLACE SP LIVES/DIED on the PERSON ROSTER.

Display "first" and "last" in underlined text

QUESTION TEXT:

Who helped {you/SP} do that (get out of bed)?
PROBE: Anyone else?

SELECT ALL THAT APPLY

IF PERSON NAMED IS NOT ON THE ROSTER, PRESS CTRL/P TO ADD A PERSON.

MO25b. [What is (his/her) first name?] CONFIRM SPELLING

MO25c. [What is (his/her) last name?] CONFIRM SPELLING

MO25d. [What is (his/her) relationship to {you/SP}?] PRESS F1 FOR HELP SCREEN

CODES

- 2 SPOUSE/PARTNER
- 3 DAUGHTER
- 4 SON
- 5 DAUGHTER-IN-LAW
- 6 SON-IN-LAW
- 7 STEPDAUGHTER
- 8 STEPSON
- 9 SISTER
- 10 BROTHER

- 11 SISTER-IN-LAW
- 12 BROTHER-IN-LAW
- 13 MOTHER
- 14 STEPMOTHER
- 15 MOTHER-IN-LAW
- 16 FATHER
- 17 STEPFATHER
- 18 FATHER-IN-LAW
- 19 GRANDDAUGHTER
- 20 GRANDSON
- 21 NIECE
- 22 NEPHEW
- 23 AUNT
- 24 UNCLE
- 25 COUSIN
- 26 STEPDAUGHTER'S SON/DAUGHTER
- 27 STEPSON'S SON/DAUGHTER
- 28 DAUGHTER-IN-LAW'S SON/DAUGHTER
- 29 SON-IN-LAW'S SON/DAUGHTER
- 30 BOARDER/RENTER
- 31 PAID AIDE/HOUSEKEEPER/EMPLOYEE
- 32 ROOMMATE
- 33 EX-WIFE/EX-HUSBAND
- 34 BOYFRIEND/GIRLFRIEND
- 35 NEIGHBOR
- 36 FRIEND
- 37 SOMEONE/SERVICE AT THE PLACE SP LIVES/LIVED
- 38 CO-WORKER
- 39 MINISTER, PRIEST, OR OTHER CLERGY
- 40 PSYCHIATRIST, PSYCHOLOGIST, COUNSELOR, OR THERAPIST
- 91 OTHER RELATIVE
- 92 OTHER NONRELATIVE

PROGRAMMER INSTRUCTIONS:

For each roster selection/addition at MO25, set HELPSOUTOFBED flag = 1 (yes).

BOX MO26

BOX MO26

NOT ON FILE

If DECEASED flag = 1 (YES), go to Section DM - Duration of Mobility Accommodations.

Otherwise, go to MO26.

MO26

mo11bedslf

R11 MO26 OFT GOT OUT BED BY SLF

DISPLAY INSTRUCTIONS:

DISPLAY "by {yourself/himself/herself}" IN BOLD UNDERLINED TEXT

QUESTION TEXT:

SHOW CARD MO3

In the last month, when {you/SP} got out of bed, how often did {you/he/she} do this by {yourself/himself/herself}? Would you say most times, sometimes, rarely, or never?

CODES

- 1 MOST TIMES
- 2 SOMETIMES

3	RARELY	
4	NEVER	MO28
	REFUSED	
	DON'T KNOW	

MO27 **mo11beddif** R11 MO27 DIFF GET OUT BED BY SELF

DISPLAY INSTRUCTIONS:

DISPLAY "by {yourself/himself/herself}" IN BOLD UNDERLINED TEXT

If MO24 = 1,2,3, or 4 (used cane or walker to get out of bed), display “when {you/SP} used {your/his/her} {cane/walker/cane or walker}”.

If CANE flag = 1 (yes) and WALKER flag is null, display “cane”.

If CANE flag = 1 (yes) and WALKER flag = 1 (yes), display “cane or walker”.

If CANE flag is null and WALKER flag = 1 (yes), display “walker”.

QUESTION TEXT:

In the last month, {when {you/SP} used {your/his/her} {cane/walker/cane or walker}} how much difficulty did {you/he/she} have getting out of bed by {yourself/himself/herself}? Would you say none, a little, some, or a lot?

CODES

1	NONE
2	A LITTLE
3	SOME
4	A LOT
	REFUSED
	DON'T KNOW

BOX MO28 **BOX MO28** NOT ON FILE

If MO25 = 2 (no help getting out of bed) and MO27 = 1 (no difficulty getting out of bed), go to Section DM, Duration of Mobility Accommodations.

Otherwise, go to MO28

MO28 **mo11bedwout** R11 MO28 OFTEN HAD TO STAY IN BED

DISPLAY INSTRUCTIONS:

DISPLAY "by {yourself/himself/herself}" IN BOLD UNDERLINED TEXT

If MO26 = 4 (never got out of bed by self), display “no one was there to help {you/him/her}”.

Otherwise display "it was too difficult to get out of bed by {yourself/himself/herself}".

QUESTION TEXT:

In the last month, did {you/SP} ever have to stay in bed because {no one was there to help {you/him/her}/it was too difficult to get out of bed by {yourself/himself/herself}}?

CODES

1	YES
2	NO
	REFUSED
	DON'T KNOW

PROGRAMMER INSTRUCTIONS:

Go to Section DM – Duration of Mobility Accommodations.

Derived Variables from Items in MO Section

mo11doutsfdf	R11 D GO OUTSIDE SELF
mo11doutdevi	R11 D GO OUTSIDE USING DEVICES
mo11douthelp	R11 D GO OUTSIDE USING HELP
mo11dinsdsfdf	R11 D MOVE INSIDE SELF
mo11dinsddevi	R11 D MOVE INSIDE WITH DEVICES
mo11dinsdhelp	R11 D MOVE INSIDE WITH HELP
mo11dbedsfdf	R11 D GET OUT OF BED
mo11dbeddevi	R11 D DEVICE USE 2 GET OUT OF BED
mo11dbedhelp	R11 D HELP TO GET OUT OF BED

Flag Variables Set in MO Section

f11didntleav	R11 F MO SP DID NOT LEAVE HOME
f11ntlvrmslp	R11 F MO SP DID NOT LEAVE BEDROOM

NHATS Round 11

Section DM [DURATION OF MOBILITY ACCOMODATIONS]

Sequence: 20

BOX DM1

BOX DM1

NOT ON FILE

If DECEASED flag = 1 (YES) and (LAST INT Status = 64 or 61), go to Section SC – Self-Care Activities.
Else if (LAST INT Status=64), go to Section DT – Driving & Transportation.

Else if DECEASED flag=1 (YES) and [Combined MONTH OF DEATH and YEAR OF DEATH= Combined LAST INT interview month and LAST INT interview year or the month after the LAST INT interview month and LAST INT interview year (LAST INT interview month+1) or Month of Death=DK or RF], go to Section SC – Self-Care Activities.

Else if [LAST INT MO6, MO18, and MO25 <>1 (YES)] and [CURRENT INT MO6, MO18, or MO25 = 1 (YES)], go to DM3C.

Else if [LAST INT MO6, MO18, or MO25 = 1 (YES)] and [CURRENT INT MO6, MO18, and MO25 <>1 (YES)], go to DM3D.

Else if [LAST INT MO6, MO18, OR MO25 = 1 (YES)] and [CURRENT INT MO6, MO18, OR MO25 = 1 (YES)], go to DM3E.

Otherwise, go to DM1.

DM1

dm11helpmobil

R11 DM1 GET HELP WITH MOBILITY

DISPLAY INSTRUCTIONS:

IF DECEASED flag = 1 (YES), display "Between" and "and {MONTH AND YEAR OF DEATH}" and "inside, or going outside".

Otherwise, display "Since" and "{your/his/her} home {or building}, or {leaving {your/his/her} home/leaving {your/his/her} building}".

If STRUCTURE flag = 2 (MULTI-UNIT), display "or building", and "leaving {your/his/her} building".
Otherwise, display "leaving {your/his/her} home".

Display "year" in bold underlined text.

QUESTION TEXT:

{Between/Since}{LAST INT MONTH AND YEAR} {and {MONTH AND YEAR OF DEATH}}, did {you/SP} ever get help with getting out of bed, getting around {inside, or going outside} {your/his/her} home {or building}, or {leaving {your/his/her} home/leaving {your/his/her} building}?

CODES

1	YES	
2	NO	BOX DM4
	REFUSED	BOX DM4
	DON'T KNOW	BOX DM4

DM3C

dm11helpstmo

R11 DM3C MONTH MOBIL HELP STARTED

DISPLAY INSTRUCTIONS:

If DECEASED flag = 1 (YES), display "of {his/her} life".

If DM1 = 1 (YES), do not display the first sentence and display "any of these activities".

Otherwise, display question intro according to the following instructions:

If CURRENT INT MO25 = 1 (YES), display "getting out of bed".

If CURRENT INT MO18 = 1 (YES) and DECEASED flag = 1 (YES), display "getting around inside".

Otherwise if CURRENT INT MO18 = 1 (YES), display "getting around {your/his/her} home {or building}".

If CURRENT INT MO6 = 1 (YES) and DECEASED flag = 1 (YES), display "going outside".

Otherwise if CURRENT INT MO6 = 1 (YES), display "leaving {your/his/her} home/leaving {your/his/her} building".

If more than one activity displayed, display "and" between each one, and "any of these activities".
Otherwise, if only one activity displayed, display "that".

If STRUCTURE flag = 2 (MULTI-UNIT), display "or building", and "leaving {your/his/her} building".

Display "first" in bold underlined text.

Display "MONTH" in bold underlined text.

QUESTION TEXT:

{In the last month {of {his/her} life} {you/SP} got help with {getting out of bed} {{getting around {your/his/her} home {or building}}/ {{leaving {your/his/her} home/leaving {your/his/her} building }} {{getting around inside} {going outside}}, and at the time of the last interview in {LAST INT MONTH AND YEAR}, {you were/SP was} not getting this help.}

In what month and year since {LAST INT MONTH AND YEAR}, did {you/SP} first get help with {that/any of these activities}?

ENTER MONTH

IF LAST INTERVIEW INFORMATION IS INCORRECT, ENTER 90

ENTER NUMBER

Range	1 to 12
REFUSED	BOX DM3D
DON'T KNOW	BOX DM3D

PROGRAMMER INSTRUCTIONS:

Hard range: 1-12 and 90

If DM3c=90, go to BOX DM4

DM3C1

dm11helpstyr

R11 DM3C1 YEAR MOBIL HELP STARTED

DISPLAY INSTRUCTIONS:

Display "4-DIGIT YEAR" in underlined text.

QUESTION TEXT:

[In what month and year since {LAST INT MONTH AND YEAR}, did {you/SP} first get help with {that/any of these activities}?)]

ENTER 4-DIGIT YEAR

ENTER NUMBER

REFUSED
DON'T KNOW

PROGRAMMER INSTRUCTIONS

Soft Range: CURRENT YEAR-1 to CURRENT YEAR

Hard Range: R1 INT YEAR to CURRENT YEAR

Combined month and year cannot be before date of last interview. If date is before date of last interview, display error message #15.

BOX DM3D

BOX DM3D

NOT ON FILE

If [LAST INT MO6, MO18, and MO25 = 2 (NO), RF, or DK] and [CURRENT INT MO6, MO18, or MO25 = 1 (YES)], go to BOX DM4.

Otherwise, go to DM3D.

DM3D**dm11helpendmo**

R11 DM3D MONTH MOBIL HELP ENDED

DISPLAY INSTRUCTIONS:

If DECEASED flag = 1 (YES), display "of {his/her} life".

If DM1 = 1 (YES), do not display the first sentence and display "any of these activities".

Otherwise display question intro according to the following instructions:

If LAST INT MO25 = 1 (YES), display "getting out of bed".

If LAST INT MO18 = 1 (YES) and DECEASED flag = 1 (YES), display "getting around inside". Otherwise if LAST INT MO18 = 1 (YES), display "getting around {your/his/her} home {or building}".

If LAST INT MO6 = 1 (YES) and DECEASED flag = 1 (YES), display "going outside". Otherwise if LAST INT MO6 = 1 (YES), display "leaving {your/his/her} home/leaving {your/his/her} building".

If more than one activity displayed, display "and" between each one and "any of these activities". Otherwise, if only one activity displayed, display "that".

If STRUCTURE flag = 2 (MULTI-UNIT), display "or building", and "leaving {your/his/her} building".

Display "last" in the phrase "last get help" in bold underlined text.

Display "MONTH" in underlined text.

QUESTION TEXT:

{At the time of the last interview in {LAST INT MONTH AND YEAR}, {you/SP} got help with {getting out of bed} {{getting around {your/his/her} home {or building}} {{leaving {your/his/her} home/leaving {your/his/her} building}}/{{getting around inside} {going outside}}, and in the last month {of{his/her} life} {you were/SP was} not getting this help.}

In what month since {LAST INT MONTH AND YEAR}, did {you/SP} last get help with {that/any of these activities}?

ENTER NUMBER

RANGE	1 to 12
REFUSED	BOX DM4
DON'T KNOW	BOX DM4

PROGRAMMER INSTRUCTIONS:

Hard range: 1-12 and 90

If DM3c=90, go to BOX DM4

DM3D1**dm11helpendyr**

R11 DM3D1 YEAR MOBIL HELP ENDED

DISPLAY INSTRUCTIONS:

Display "4-DIGIT YEAR" in underlined text.

QUESTION TEXT:

[In what month and year since {LAST INT MONTH AND YEAR}, did {you/SP} last get help with {that/any of these activities}?:]

ENTER 4-DIGIT YEAR

ENTER NUMBER

REFUSED

DON'T KNOW

PROGRAMMER INSTRUCTIONS:

Soft Range: CURRENT YEAR-1 to CURRENT YEAR

Hard Range: R1 INT MONTH to CURRENT YEAR

Combined month and year cannot be before date of last interview. If date is before date of last interview, display error message #15.

Go to BOX DM4.

DM3E

dm11nohelp

R11 DM3E NO MOBIL HELP MTH PLUS

DISPLAY INSTRUCTIONS:

If DECEASED flag = 1 (YES), display "of {his/her} life" and "Between {LAST INT MONTH AND YEAR} and {MONTH AND YEAR DIED}".

Otherwise, display "Since {LAST INT MONTH AND YEAR}".

If LAST INT MO25 = 1 (YES), display "getting out of bed".

IF LAST INT MO18 = 1 (YES), and DECEASED flag = 1 (YES), display "getting around inside". Otherwise if LAST INT MO18 = 1 (YES), display "getting around {your/his/her} home {or building}".

If LAST INT MO6 = 1 (YES) and DECEASED flag = 1 (YES), display "going outside". Otherwise if LAST INT MO6 = 1 (YES), display "leaving {your/his/her} home/leaving {your/his/her}

building".

If more than one activity displayed, display "and" between each one.

If STRUCTURE flag = 2 (MULT-UNIT), display "or building" and "leaving {your/his/her} building".

QUESTION TEXT:

In the last month {of his/her} life} {you/SP} got help with {getting out of bed} {{getting around {your/his/her} home {or building}} {leaving {your/his/her} home/leaving {your/his/her} building}}/{{getting around inside} {going outside}}, and at the time of the last interview in {LAST INT MONTH AND YEAR} {you were/{he/she} was} also getting help like this.
{Between {LAST INT MONTH AND YEAR} and {MONTH AND YEAR DIED}}/Since {LAST INT MONTH AND YEAR}}, did {you/he/she} go without help like this for a month or more?

CODES

1	YES	
2	NO	BOX DM4
90	LAST INTERVIEW INFORMATION	BOX DM4
	INCORRECT	BOX DM4
	REFUSED	BOX DM4
	DON'T KNOW	

DM3F

dm11nohelpmos

R11 DM3F MONTHS OF NO MOBIL HELP

QUESTION TEXT:

For about how many months altogether did {you/SP} go without help like this?

ENTER NUMBER

Range 1 to 24
REFUSED
DON'T KNOW

BOX DM4

BOX DM4

NOT ON FILE

If [LAST INT CANE flag, WALKER flag, WHEELCHAIR flag, and SCOOTER flag <> 1 (YES)] and [CURRENT

INT CANE flag, WALKER flag, WHEELCHAIR flag, or SCOOTER flag = 1 (YES)], go to DM6C.

If [LAST INT CANE flag, WALKER flag, WHEELCHAIR flag or SCOOTER flag = 1 (YES)], and [CURRENT INT CANE flag, WALKER flag, WHEELCHAIR flag, and SCOOTER flag <> 1 (YES)], go to DM6D.

If [LAST INT CANE flag, WALKER flag, WHEELCHAIR flag, or SCOOTER flag = 1 (YES)] and [CURRENT INT CANE flag, WALKER flag, WHEELCHAIR flag, or SCOOTER flag = 1 (YES)], go to DM6E.

Otherwise, go to DM4.

DM4**dm11stycane**

R11 DM4 IN LST YR USE CANE WALKER

DISPLAY INSTRUCTIONS:

If DECEASED flag = 1 (YES), display "Between" and "{LAST INT MONTH AND YEAR}" and "and {MONTH AND YEAR OF DEATH}".

Otherwise, display "Since" and "{LAST INT MONTH AND YEAR}."

QUESTION TEXT:

In the last year/Between/Since {LAST INT MONTH AND YEAR} {and {MONTH and YEAR of DEATH}}, did {you/SP} ever use a cane, walker, wheelchair, or scooter?

CODES

1	YES	
2	NO	BOX DM7
	REFUSED	BOX DM7
	DON'T KNOW	BOX DM7

DM6C**dm11devstmo**

R11 DM6C MONTH DEVICE USE STARTED

DISPLAY INSTRUCTIONS:

If DECEASED flag = 1 (YES), display "of {his/her} life".

If DM4 = 1 (YES), do not display first sentence and display "any of these devices".

Otherwise, display question text according to the following directions:

If CURRENT INT CANE flag = 1 (YES), display "a cane".

If CURRENT INT WALKER flag = 1 (YES), display "a walker".

If CURRENT INT WHEELCHAIR flag = 1 (YES), display "a wheelchair".

If CURRENT INT SCOOTER flag = 1 (YES), display "a scooter".

If more than one device displayed, display "and" between each one and "these devices." Otherwise, if only one device displayed, display "this device".

If more than one device displayed, display "any of these devices". Otherwise, if only one device displayed, display name of device.

Display "first" in bold underlined text.

Display "MONTH" in underlined text.

QUESTION TEXT:

{In the last month {of {his/her} life}, {you/SP} used {a cane} {a walker} {a wheelchair} {a scooter} and at the time of the last interview in {LAST INT MONTH AND YEAR}, {you were/{he/she} was} not using {this device/these devices}.}

In what month and year since {LAST INT MONTH AND YEAR} did {you/SP} first use {{a cane/a walker/ a wheelchair/ a scooter}/any of these devices}?

ENTER MONTH

IF LAST INTERVIEW INFORMATION IS INCORRECT, ENTER 90

ENTER NUMBER

Range	1 to 12
REFUSED	BOX DM6D
DON'T KNOW	BOX DM6D

PROGRAMMER INSTRUCTIONS:

Hard range: 1-12 and 90

If DM6C=90, go to BOX DM7

DM6C1 **dm11devstyr** R11 DM6C1 YEAR DEVICE USE STARTED

DISPLAY INSTRUCTIONS:

Display "4-DIGIT YEAR" in underlined text.

QUESTION TEXT:

[In what month and year since {LAST INT MONTH AND YEAR} did {you/SP} first use {{a cane/a walker/ a wheelchair/ a scooter}/any of these devices}?]

ENTER 4-DIGIT YEAR

ENTER NUMBER

REFUSED
DON'T KNOW

PROGRAMMER INSTRUCTIONS:

Soft Range: CURRENT YEAR-1 to CURRENT YEAR

Hard Range: R1 INT MONTH to CURRENT YEAR

Combined month and year cannot be before date of last interview. If date is before date of last interview, display error message #15.

Go to BOX DM4.

BOX DM6D **BOX DM6D** NOT ON FILE

If [LAST INT CANE flag, WALKER flag, WHEELCHAIR flag, and SCOOTER flag <> 1 (YES)] and [CURRENT INT CANE flag, WALKER flag, WHEELCHAIR flag, or SCOOTER flag = 1 (YES)], go to BOX DM7.

Otherwise, go to DM6D.

DM6D **dm11devendmo** R11 DM6D MONTH DEVICE USE ENDED

DISPLAY INSTRUCTIONS:

If DECEASED flag = 1 (YES), display "of {his/her} life".

If DM4 = 1 (YES), do not display first sentence and display "any of these devices".

Otherwise display question intro according to the following instructions:

If LAST INT CANE flag = 1 (YES), display "a cane".

If LAST INT WALKER flag = 1 (YES), display "a walker".

If LAST INT WHEELCHAIR flag = 1 (YES), display "a wheelchair".

If LAST INT SCOOTER flag = 1 (YES), display "a scooter".

If more than one device displayed, display "and" between each one and "any of these devices".

Otherwise, if only one device displayed, display "this device".

Display "last" in the phrase "last use" in bold underlined text.

Display "MONTH" in underlined text.

QUESTION TEXT:

{At the time of the last interview in {LAST INT MONTH AND YEAR}, {you/SP} used {a cane} {a walker} {a wheelchair} {a scooter} and in the last month {of {his/her} life}, {you were/{he/she} was} not using {this device/these devices}.

In what month and year since {LAST INT MONTH AND YEAR} did {you/SP} last use {this device/any of these devices}?

ENTER MONTH

IF LAST INTERVIEW INFORMATION IS INCORRECT, ENTER 90

ENTER NUMBER

Range	1 to 12
REFUSED	BOX DM7
DON'T KNOW	BOX DM7

PROGRAMMER INSTRUCTIONS:

Hard range: 1-12 and 90

If DM6D=90, go to BOX DM7

DM6D1

dm11devendyr

R11 DM6D1 YEAR DEVICE USE ENDED

DISPLAY INSTRUCTIONS:

Display "4-DIGIT YEAR" in underlined text.

QUESTION TEXT:

[In what month and year since {LAST INT MONTH AND YEAR} did {you/SP} first use {{a cane/a walker/ a wheelchair/ a scooter}/any of these devices}?

ENTER 4-DIGIT YEAR

ENTER NUMBER

REFUSED
DON'T KNOW

PROGRAMMER INSTRUCTIONS:

Soft Range: CURRENT YEAR-1 to CURRENT YEAR

Hard Range: R1 INT MONTH to CURRENT YEAR

Combined month and year cannot be before date of last interview. If date is before date of last interview, display error message #15.

Go to BOX DM7.

DM6E

dm11nodev

R11 DM6E NO DEVICE MONTH PLUS

DISPLAY INSTRUCTIONS:

If DECEASED flag = 1 (YES), display "of {his/her} life".

For both sentences:

If more than one device displayed, display "and" between each one.

First sentence fill:

- If CURRENT INT CANE flag = 1 (YES), display "a cane".
- If CURRENT INT WALKER flag = 1 (YES), display "a walker".
- If CURRENT INT WHEELCHAIR flag = 1 (YES), display a "wheelchair".
- If CURRENT INT SCOOTER flag = 1 (YES), display "a scooter".

Second sentence fill:

- If LAST INT CANE flag = 1 (YES), display "a cane".
- If LAST INT WALKER flag = 1 (YES), display "a walker".
- If LAST INT WHEELCHAIR flag = 1 (YES), display "a wheelchair".
- If LAST INT SCOOTER flag = 1 (YES), display "a scooter."

QUESTION TEXT:

In the last month {of {his/her} life}, {you/SP} used {a cane} {a walker} {a wheelchair} {a scooter}. At the time of the last interview in {LAST INT MONTH AND YEAR}, {you were/{he/she} was} using {a cane} {a walker} {a wheelchair} {a scooter}.

Since {LAST INT MONTH AND YEAR}, did {you/SP} go without using any devices for a month or more?

CODES

1	YES	
2	NO	BOX DM7
90	LAST INTERVIEW INFORMATION	BOX DM7
	INCORRECT	BOX DM7
	REFUSED	BOX DM7
	DON'T KNOW	

DM6F

dm11nodevmos

R11 DM6F MONTHS OF NO DEVICE

QUESTION TEXT:

For about how many months altogether did {you/SP} go without using any devices?

ENTER NUMBER

Range 1 to 24
 REFUSED
 DON'T KNOW

BOX DM7

BOX DM7

NOT ON FILE

If DECEASED flag = 1 (YES), go to Section SC - Self-Care Activities.
 Otherwise, go to Section DT - Driving and Transportation.

Derived Variables from Items in DM Section

dmds11dintvl	R11 D MONTHS BETWEEN LAST INT AND EITHER CURRENT INT OR DATE OF DEATH
dm11dmohlp	R11 D MONTHS OF MOBILITY HELP
dm11dmodev	R11 D MONTHS OF MOBILITY DEVICE HELP
dm11dmohlpgr	R11 D MOBILITY HELP GROUP
dm11dmodevgr	R11 D MOBILITY DEVICE GROUP
dm11flag	R11 D SPECIAL CASES DM SECTION ROUTE

NHATS Round 11

Section DT [DRIVING AND TRANSPORTATION]

Sequence: 21

BOX DT1PRE **BOX DT1PRE** NOT ON FILE

If R1 NEVERDROVE flag = 1 (YES) and if DIDN'T LEAVE flag = 1 (YES), go to Section HA - Household Activities.

Otherwise, go to DT1PRE.

DT1PRE **DT1PRE** NOT ON FILE

QUESTION TEXT:

The next few questions are about how {you get/SP gets} places.

PRESS 1 AND ENTER TO CONTINUE.

BOX DT1A **BOX DT1A** NOT ON FILE

If NEWSAMPLE flag = 1 (YES) and if DIDN'T LEAVE flag = 1 (YES), go to DT2.

Else if NEWSAMPLE flag = 1 (YES), go to DT1.

Else if R1 NEVERDROVE flag = 1 (YES), go to DT4.

Otherwise, go to DT1A.

DT1A **dt11driveyr** R11 DT1A DRIVE IN LAST YEAR

QUESTION TEXT:

Since the time of the last interview in {LAST INT MONTH AND YEAR} did {you/SP}} ever drive {yourself/himself/herself} places?

CODES

1	YES	
2	NO/NO LONGER DRIVE	DT4
	REFUSED	DT4
	DON'T KNOW	DT4

PROGRAMMER INSTRUCTIONS:

If DT1A = 1 (YES), set DROVEINLASTYEAR flag = 1 (YES).

DT1 **dt11oftedrive** R11 DT1 HOW OFTEN DRIVE PLACES

DISPLAY INSTRUCTIONS:

DISPLAY TEXT "In the last month" IN BOLD UNDERLINED TEXT

QUESTION TEXT:

SHOWCARD DT1

In the last month, how often did {you/SP} drive {yourself/himself/herself} places? Would you say every day, most days, some days, rarely, or never?.

CODES

1	EVERY DAY (7 DAYS A WEEK)
2	MOST DAYS (5-6 DAYS A WEEK)

3	SOME DAYS (2-4 DAYS A WEEK)	
4	RARELY (ONCE A WEEK OR LESS)	
5	NEVER	DT4
	REFUSED	DT4
	DON'T KNOW	DT4

PROGRAMMER INSTRUCTIONS:

If DT1 = 1, 2, 3, or 4, set DRIVES flag = 1 (YES).

BOX DT3PRE	BOX DT3PRE	NOT ON FILE
-------------------	-------------------	--------------------

QUESTION TEXT:

If NEWSAMPLE flag = 1 (YES) and ((the difference between TODAY'S DATE and date combination in DT2a1 and DT2a2 is less than or equal to 12 months) OR (number of months in DT2b is less than or equal to 12) or (the difference between SP's current age and the age at DT2d is less than or equal to 1) or DRIVES flag = 1 (YES)), set DROVEINLASTYEAR flag = 1 (YES).

Else if NEWSAMPLE flag = 1 (YES) and DT2 = 7 (NEVER DROVE) set R1 NEVERDROVE flag = 1 (YES).
 If DIDN'TLEAVE flag = 1 (YES), go to Section HA – HOUSEHOLD ACTIVITIES.
 Else if DRIVES flag = 1 (YES), go to DT3PRE.

Otherwise, go to DT4.

DT3PRE	DT3PRE	NOT ON FILE
---------------	---------------	--------------------

QUESTION TEXT:

Now I have some questions about driving situations people sometimes avoid.

PRESS 1 AND ENTER TO CONTINUE.

DT3	dt11avoidriv1	R11 DT3A AVOID DRIVING AT NIGHT
	dt11avoidriv2	R11 DT3B AVOID DRIVING ALONE
	dt11avoidriv3	R11 DT3C AVOID DRIVING HIGHWAYS
	dt11avoidriv4	R11 DT3D AVOID DRIVING BAD WEATHR

DISPLAY INSTRUCTIONS:

If at DT3a, do not display question text in brackets.

Otherwise, display question text in brackets.

Display response option 7. NO RAIN OR BAD WEATHER for DT3D only.

Use "Same Question Stem" display

QUESTION TEXT:

{{In the last month, did {you/SP} ever avoid driving{{}}

{variable text [a-d]}

RESPONSE 1[a] at night?

RESPONSE 2[b] alone?

RESPONSE 3[c] on busy roads or highways?

RESPONSE 4[d] in the rain or other bad weather?

CODES

1	YES
2	NO

7 NO, NO RAIN OR BAD WEATHER
 REFUSED
 DON'T KNOW

PROGRAMMER INSTRUCTIONS:

Array the responses and variable text columns in the panel.

Display 'variable text' in the a-d sequence until all rows have been displayed.

DT4	dt11getoplc1	R11 DT4A SP WALKED GOT PLACES
	dt11getoplc2	R11 DT4B GOT RIDE FAM FRIEND PD
	dt11getoplc3	R11 DT4C VANSHUTTLE PROV BY PLACE
	dt11getoplc4	R11 DT4D VAN SHUTTLE FOR SENIORS
	dt11getoplc5	R11 DT4E SP TOOK PUBLIC TRANSPRT
	dt11getoplc6	R11 DT4F SP TOOK TAXI GOT PLACES
	dt11getoplc7	R11 DT4G GOT PLACES OTHR SPECIFY

DISPLAY INSTRUCTIONS:

If at DT4a, do not display question text in brackets.

Otherwise, display question text in brackets.

Display "else" if DRIVES flag = 1 (yes).

For variable text [a], if WHEELCHAIR flag = 1 (yes) or SCOOTER flag = 1 (yes), display "or use {your/his/her}".

If WHEELCHAIR flag = 1 (yes), display "wheelchair".

If SCOOTER flag = 1 (yes), display "scooter".

If WHEELCHAIR flag = 1 (yes) and SCOOTER flag = 1 (yes), display "wheelchair or scooter".

If FACILITY flag = 1 (yes) or RETIREMENTCOMMUNITY flag = 1 (yes), display item c and for variable text [d] display, "not provided by the place {you live/{he/she} lives}"

QUESTION TEXT:

{[]}In the last month, how {else} did {you/SP} get to places outside {your/his/her}{home/building}? Did {you/he/she}{[]}

{variable text [a-g]}

RESPONSE 1 [a] walk {or use {your/his/her}} {wheelchair/ scooter/ wheelchair or scooter}?

RESPONSE 2 [b] get a ride from a family member, friend, or someone paid to help?

RESPONSE 3 [c] use a van or shuttle service provided by the place {you live/{he/she} lives}?

RESPONSE 4 [d] use a van or shuttle service for seniors or people with disabilities {not provided by the place {you live/{he/she} lives}}?

RESPONSE 5 [e] take public transportation (the bus, subway, or train)?

RESPONSE 6 [f] take a taxi?

RESPONSE 7 [g] use any other way to get places?

CODES

1 YES
 2 NO
 REFUSED
 DON'T KNOW

PROGRAMMER INSTRUCTIONS:

Array the responses and variable text columns in the panel.

Display 'variable text' in the a-d sequence until all rows have been displayed.

If DT4g = 1 (yes other ways), go to DT4H.

Otherwise, go to BOX DT5A.

DT4H

DT4H

NOT ON FILE

QUESTION TEXT:

SPECIFY OTHER WAY OF GETTING AROUND

ENTER TEXT

Length

25

BOX DT5A

BOX DT5A

NOT ON FILE

If DT4b = 1 (yes, ride from family, friend, or someone paid to help), go to DT5A.
Otherwise, go to Section HA - Household Activities.-

DT5A

op11tkplhlp1

R11 DT5A TAKES SP PLACES MOST

op11relatnshp

R11 RELASHIP TO SP UPDATE AND NEW

DISPLAY INSTRUCTIONS:

Display HELPER RELATIONSHIP CODES.

Display PERSON ROSTER with FIRST NAME, LAST NAME, and RELATIONSHIP TO SP. Allow entry for FIRST NAME, LAST NAME, and RELATIONSHIP TO SP fields.

Display "first" and "last" in underlined text.

QUESTION TEXT:

In the last month, which family member, friend, or someone paid to help took {you/SP} places most often?

IF PERSON NAMED IS NOT ON THE ROSTER, PRESS CTRL/P TO ADD A PERSON

DT5b. [What is (his/her) first name?] CONFIRM SPELLING

DT5c. [What is (his/her) last name?] CONFIRM SPELLING

DT5d. [What is (his/her) relationship to {you/SP}?] PRESS F1 FOR HELP SCREEN

CODES

2	SPOUSE/PARTNER
3	DAUGHTER
4	SON
5	DAUGHTER-IN-LAW
6	SON-IN-LAW
7	STEPDAUGHTER
8	STEPSON
9	SISTER
10	BROTHER
11	SISTER-IN-LAW
12	BROTHER-IN-LAW
13	MOTHER
14	STEPMOTHER
15	MOTHER-IN-LAW
16	FATHER
17	STEPFATHER

- 18 FATHER-IN-LAW
- 19 GRANDDAUGHTER
- 20 GRANDSON
- 21 NIECE
- 22 NEPHEW
- 23 AUNT
- 24 UNCLE
- 25 COUSIN
- 26 STEPDAUGHTER'S SON/DAUGHTER
- 27 STEPSON'S SON/DAUGHTER
- 28 DAUGHTER-IN-LAW'S SON/DAUGHTER
- 29 SON-IN-LAW'S SON/DAUGHTER
- 30 BOARDER/RENTER
- 31 PAID AIDE/HOUSEKEEPER/EMPLOYEE
- 32 ROOMMATE
- 33 EX-WIFE/EX-HUSBAND
- 34 BOYFRIEND/GIRLFRIEND
- 35 NEIGHBOR
- 36 FRIEND
- 37 SOMEONE/SERVICE AT THE PLACE SP LIVES/LIVED
- 38 CO-WORKER
- 39 MINISTER, PRIEST, OR OTHER CLERGY
- 40 PSYCHIATRIST, PSYCHOLOGIST, COUNSELOR, OR THERAPIST
- 91 OTHER RELATIVE
- 92 OTHER NONRELATIVE

PROGRAMMER INSTRUCTIONS:

For roster selection/addition at DT5A, set TOOK PLACES MOST OFTEN flag = 1 (yes).

Allow only one person to be selected/added to the roster for DT5A.

DT6

dt11otfrfamtk

R11 DT6 ANTH FND FAM MEM TOOK YOU

QUESTION TEXT:

Was there another friend or family member who took {you/SP} places in the last month?

CODES

- | | | |
|---|------------|------------|
| 1 | YES | |
| 2 | NO | Section HA |
| | REFUSED | Section HA |
| | DON'T KNOW | Section HA |

DT7A

op11tkplhp2

R11 DT7A TAKES SP PLACES OTH

op11relatnshp

R11 RELASHIP TO SP UPDATE AND NEW

DISPLAY INSTRUCTIONS:

Display HELPER RELATIONSHIP CODES.

Display PERSON ROSTER with FIRST NAME, LAST NAME, and RELATIONSHIP TO SP. Allow entry for FIRST NAME, LAST NAME, and RELATIONSHIP TO SP fields.

Display "first" and "last" in underlined text.

QUESTION TEXT:

Who was that (friend or family member who took {you/SP} places in the last month)?

IF PERSON NAMED IS NOT ON THE ROSTER, PRESS CTRL/P TO ADD A PERSON

DT7b. [What is (his/her) first name?] CONFIRM SPELLING

DT7c. [What is (his/her) last name?] CONFIRM SPELLING

DT7d. [What is (his/her) relationship to {you/SP}?] PRESS F1 FOR HELP SCREEN

CODES

2	SPOUSE/PARTNER
3	DAUGHTER
4	SON
5	DAUGHTER-IN-LAW
6	SON-IN-LAW
7	STEPDAUGHTER
8	STEPSON
9	SISTER
10	BROTHER
11	SISTER-IN-LAW
12	BROTHER-IN-LAW
13	MOTHER
14	STEPMOTHER
15	MOTHER-IN-LAW
16	FATHER
17	STEPFATHER
18	FATHER-IN-LAW
19	GRANDDAUGHTER
20	GRANDSON
21	NIECE
22	NEPHEW
23	AUNT
24	UNCLE
25	COUSIN
26	STEPDAUGHTER'S SON/DAUGHTER
27	STEPSON'S SON/DAUGHTER
28	DAUGHTER-IN-LAW'S SON/DAUGHTER
29	SON-IN-LAW'S SON/DAUGHTER
30	BOARDER/RENTER
31	PAID AIDE/HOUSEKEEPER/EMPLOYEE
32	ROOMMATE
33	EX-WIFE/EX-HUSBAND
34	BOYFRIEND/GIRLFRIEND
35	NEIGHBOR
36	FRIEND
37	SOMEONE/SERVICE AT THE PLACE SP LIVES/LIVED
38	CO-WORKER
39	MINISTER, PRIEST, OR OTHER CLERGY
40	PSYCHIATRIST, PSYCHOLOGIST, COUNSELOR, OR THERAPIST
91	OTHER RELATIVE
92	OTHER NONRELATIVE

PROGRAMMER INSTRUCTIONS:

Allow one roster selection/addition. Set TOOK PLACES flag = 1 (yes) for selection/addition.
Do not allow person selected/added at DT5A to be selected at DT7A.

If selection of person with TOOK PLACES MOST OFTEN flag=1(YES), display message "PERSON ALREADY SELECTED FOR TAKING SP PLACES MOST OFTEN. SELECT/ADD A DIFFERENT PERSON ON ROSTER"

Flag Variables Set in DT Section

fl5dneverdrv	R5 F DT SP NEVER DROVE WHEN ADDED
fl11drives	R11 F DT SP DRIVES CAR
fl11drvlstyr	R11 F DT SP DROVE CAR IN PAST YR

NHATS Round 11

Section HA [HOUSEHOLD ACTIVITIES]

Sequence: 22

HA1PRE

HA1PRE

NOT ON FILE

QUESTION TEXT:

Next I have a few questions about chores around {your/SP's} {home/apartment/ room/unit/suite/other} and how they got done in the last month.

PRESS 1 AND ENTER TO CONTINUE

HA1

ha11laun

R11 HA1 HOW LAUNDRY GOT DONE

DISPLAY INSTRUCTIONS:

Display HA1, HA1A, HA2, HA2A on same screen.
Display "in the last month" in bold underlined text.

If PROXY flag is null, display "1a".
If PROXY flag = 1 (yes), display "1b".

QUESTION TEXT:

SHOW CARD HA{1a/1b}

Let's start with {your/SP's} laundry. By laundry we mean cleaning {your/{his/her}} clothing, sheets, and towels.

Which answer best describes how {your/SP's} laundry got done in the last month? Would you say {you/{he/she}} always do this by {yourself/himself/herself}, always do it together with someone else, did someone else always do it for {you/{him/her}}, or did it vary?

CODES

1	ALWAYS DID IT BY SELF	HA2
2	ALWAYS DID IT TOGETHER WITH SOMEONE ELSE	HA2
3	SOMEONE ELSE ALWAYS DID IT	HA3A
4	IT VARIED (MORE THAN ONE WAY)	
5	NOT DONE IN LAST MONTH	HA4
	REFUSED	HA5
	DON'T KNOW	HA5

HA1A

ha11launslf

R11 HA1A DO LAUNDRY YOURSELF

DISPLAY INSTRUCTIONS:

Display "by {yourself/himself/herself}" in bold underlined text

QUESTION TEXT:

In the last month, did {you/SP} ever do {your/{his/her}} laundry by {yourself/himself/herself}?

CODES

1	YES
2	NO
	REFUSED
	DON'T KNOW

HA2	ha11whrmachi1	R11 HA2 WASH MACHINE IN HOME
	ha11whrmachi2	R11 HA2 WASH MACHIN IN BUILDING
	ha11whrmachi3	R11 HA2 WASH MACHIN LAUNDROMAT
	ha11whrmachi4	R11 HA2 WASH MACHIN SINK IN HOME
	ha11whrmachi5	R11 HA2 WASH MACH SINK IN BUILDNG
	ha11whrmachi6	R11 HA2 WASH MACHIN OTHR SPECIFY

DISPLAY INSTRUCTIONS:

If FACILITY flag = 1 or STRUCTURE = 2 (multi-unit), display “or building”.
 If FACILITY flag = 1 or STRUCTURE = 2 (multi-unit), display responses 2 and 5.

QUESTION TEXT:

In the last month, when {you/SP} did {your/{his/her}} laundry, where did {you/{he/she}} do that? Did {you/{he/she}} use a machine in {your/{his/her}} home {or building}, at a Laundromat, or what?

SELECT ALL THAT APPLY

CODES	Code All That Apply	
1	MACHINE IN HOME	BOX HA3A
2	{MACHINE ELSEWHERE IN BUILDING}	BOX HA3A
3	LAUNDROMAT	BOX HA3A
4	SINK IN HOME	BOX HA3A
5	{SINK ELSEWHERE IN BUILDING}	BOX HA3A
91	OTHER (SPECIFY)	
	REFUSED	BOX HA3A
	DON'T KNOW	BOX HA3A

HA2A	HA2A	NOT ON FILE
-------------	-------------	-------------

QUESTION TEXT:

SPECIFY WHERE {SP} DID LAUNDRY.

ENTER TEXT

Length 50

BOX HA3A	BOX HA3A	NOT ON FILE
-----------------	-----------------	-------------

If HA1 = 1 (always by self), go to HA5.
 Otherwise, go to HA3a.

HA3A	op11launhlp	R11 HA3A HELPS SP WITH LAUNDRY
	op11relatnshp	R11 RELASHIP TO SP UPDATE AND NEW

DISPLAY INSTRUCTIONS:

Display HELPER RELATIONSHIP CODES.

If FACILITY flag = 1 (YES), display “a staff person from the place where {you live/{he/she} lives}.”

Display PERSON ROSTER with FIRST NAME, LAST NAME, and RELATIONSHIP TO SP. Allow entry for FIRST NAME, LAST NAME, and RELATIONSHIP TO SP fields.

If FACILITY flag = 1 (YES) or RETIREMENTCOMMUNITY flag = 1 (YES), display SERVICE/SOMEONE FROM THE PLACE SP LIVES/DIED on the PERSON ROSTER.

If HA1 = 2 (always with someone else) display “when {you/SP} did {your/{his/her}} laundry, who did that with {you/him/her}”.

If HA1 = 3 (someone else always did), display “who did {your/SP’s} laundry for {you/{him/her}}”.

If HA1 = 4 (varied) display “who did {your/SP’s} laundry with {you/{him/her}} or for {you/{him/her}}”.

Display "first" and "last" in underlined text.

QUESTION TEXT:

In the last month, {when {you/SP} did {your/{his/her}} laundry, who did that with {you/{him/her}}/who did {your/SP’s} laundry for {you/{him/her}} /who did {your/SP’s} laundry with {you/{him/her}} or for {you/{him/her}}?}

IF NEEDED: This includes family, friends, { a staff person from the place where {you live/{he/she} lives},} or someone paid to help {you/{him/her}}.

PROBE: Anyone else?

SELECT ALL THAT APPLY

IF PERSON NAMED IS NOT ON THE ROSTER, PRESS CTRL/P TO ADD A PERSON

HA3b. [What is (his/her) first name?] CONFIRM SPELLING

HA3c. [What is (his/her) last name?] CONFIRM SPELLING

HA3d. [What is (his/her) relationship to {you/SP}?] PRESS F1 FOR HELP SCREEN

CODES

2	SPOUSE/PARTNER
3	DAUGHTER
4	SON
5	DAUGHTER-IN-LAW
6	SON-IN-LAW
7	STEPDAUGHTER
8	STEPSON
9	SISTER
10	BROTHER
11	SISTER-IN-LAW
12	BROTHER-IN-LAW
13	MOTHER
14	STEPMOTHER
15	MOTHER-IN-LAW
16	FATHER
17	STEPFATHER
18	FATHER-IN-LAW
19	GRANDDAUGHTER
20	GRANDSON
21	NIECE
22	NEPHEW
23	AUNT
24	UNCLE
25	COUSIN
26	STEPDAUGHTER’S SON/DAUGHTER
27	STEPSON’S SON/DAUGHTER

28	DAUGHTER-IN-LAW'S SON/DAUGHTER
29	SON-IN-LAW'S SON/DAUGHTER
30	BOARDER/RENTER
31	PAID AIDE/HOUSEKEEPER/EMPLOYEE
32	ROOMMATE
33	EX-WIFE/EX-HUSBAND
34	BOYFRIEND/GIRLFRIEND
35	NEIGHBOR
36	FRIEND
37	SOMEONE/SERVICE AT THE PLACE SP LIVES/LIVED
38	CO-WORKER
39	MINISTER, PRIEST, OR OTHER CLERGY
40	PSYCHIATRIST, PSYCHOLOGIST, COUNSELOR, OR THERAPIST
91	OTHER RELATIVE
92	OTHER NONRELATIVE

PROGRAMMER INSTRUCTIONS:

For each roster selection/addition at HA3, set HELPEDWITHLAUNDRY flag = 1 (yes).

BOX HA4

BOX HA4

NOT ON FILE

If HA1 = 2 (always with someone else) and HELPEDWITHLAUNDRY flag = 1 (YES) for SERVICE/SOMEONE FROM THE PLACE SP LIVES, go to HA6.

If HA1 = 3 (someone else always did) and HELPEDWITHLAUNDRY flag = 1 (YES) for SERVICE/SOMEONE FROM THE PLACE SP LIVES, go to BOX HA7.

If HA1 = 4 (varied) and HELPEDWITHLAUNDRY flag = 1 (YES) for SERVICE/SOMEONE FROM THE PLACE SP LIVES, go to BOX HA5.

Otherwise go to HA4.

HA4

ha11dlaunreas

R11 D LAUNDRY REASN WITH BY OTHERS

DISPLAY INSTRUCTIONS:

If HA1 = 2 (always with someone else), display "with".

If HA1 = 3 (someone else always did), display "for".

If HA1 = 4 (varied), display "with or for".

If HA1 = 5 (not done in last month), use null display for first sentence.

Display "HEALTH OR FUNCTIONING" and "OTHER REASON" in underlined text.

Display responses in two side-by-side columns, with "HEALTH AND FUNCTIONING" and "OTHER REASON" as column headers. Display the remaining text for CODE 1 and CODE 2 as lists below each of the corresponding column headers.

QUESTION TEXT:

{What is the reason someone else did {your/SP's} laundry {with/for/with or for} {you/{him/her}}?} Was that because of {your/SP's} health or functioning or some other reason?

SELECT ALL THAT APPLY

CODES

1	HEALTH OR FUNCTIONING INCLUDES: AGE, MEMORY, VISION, HEALTH CONDITION/DISEASE NAMES, SURGERY, UNABLE TO DRIVE
2	OTHER REASON INCLUDES: SHARED ACTIVITY, ALWAYS DONE THIS WAY, SOMEONE ELSE WANTED TO DO IT, PAY SOMEONE, DOESN'T LIKE TO DO IT

REFUSED
DON'T KNOW

PROGRAMMER INSTRUCTIONS:

If HA4 = (HEALTH OR FUNCTIONING), set, HEALTHREASONHELPWITHLAUNDRY flag = 1 (yes).

BOX HA5

BOX HA5

NOT ON FILE

If HA1a = 1 (yes by self), go to HA5.
If HA1 = 2 (always with someone else) or HA1a ≠ 1 (didn't do by self), go to HA6.

[If HA1 = 3 (someone else always did) or HA1 = 5 (not done in last month)] and
HEALTHREASONHELPWITHLAUNDRY flag = 1 (yes), go to BOX HA7.

Otherwise, go to HA2oPRE.

HA5

ha11laundif

R11 HA5 DIFF DOING LAUNDRY BY SELF

DISPLAY INSTRUCTIONS:

Display "by {yourself/himself/herself}" in bold underlined text.

QUESTION TEXT:

In the last month, how much difficulty did {you/SP} have doing laundry by {yourself/himself/herself}.
Would you say none, a little, some, or a lot?

CODES

1	NONE
2	A LITTLE
3	SOME
4	A LOT
	REFUSED
	DON'T KNOW

HA6

ha11launoft

R11 HA6 HOW OFTEN DO LAUNDRY

DISPLAY INSTRUCTIONS:

Display "a year ago" in bold underlined text.

QUESTION TEXT:

Compared to a year ago, {do you/does SP} do {your/{his/her}} laundry more often, less often, or about the same?

CODES

1	MORE OFTEN
2	LESS OFTEN
3	SAME
	REFUSED
	DON'T KNOW

BOX HA7

BOX HA7

NOT ON FILE

If [HA1 = 1 (always by self) or HA1 = 4 (varied)] and [HA5 = 2 (a little difficulty) or HA5 = 3 (some difficulty) or HA5 = 4 (a lot of difficulty)], go to HA7.

If [HA1 = 2 (always with someone else) or HA1 = 3 (someone else always did) or HA1 = 4 (varied) or HA1 = 5 (not done in last month)] and [HEALTHREASONHELPWITHLAUNDRY flag = 1 (yes) or HELPEDWITHLAUNDRY flag = 1 (YES) for SERVICE/SOMEONE FROM PLACE SP LIVES], go to HA7.

Otherwise, go to HA2oPRE

HA7**ha11launwout**

R11 HA7 EVER GO WOUT CLEAN LAUNDR

DISPLAY INSTRUCTIONS:

If HA1= 1 (always did by self) or 5 (not done in last month) or HA1a = 1 (yes by self), display “it was too difficult to do by {yourself/himself/herself}”.

Otherwise, display “no one was there to help or do that for {you/{him/her}}”.

Display "in the last month" in underlined text.

QUESTION TEXT:

In the last month, did {you/SP} ever go without clean laundry because {it was too difficult to do by {yourself/himself/herself} / no one was there to help or do that for {you/him/her}}?

CODES

1	YES
2	NO
	REFUSED
	DON'T KNOW

HA2oPRE**HA2oPRE**

NOT ON FILE

QUESTION TEXT:

The next few questions are about shopping for groceries or personal items. This includes shopping in person or online.

IF NEEDED: By personal items, we mean things like toiletries that you can buy at the grocery or drug store.

PRESS 1 AND ENTER TO CONTINUE

HA2o**ha11shop**

R11 HA2o HOW YOUR SHOPPING DONE

DISPLAY INSTRUCTIONS:

If PROXY flag is null, display “1a”.

If PROXY flag = 1 (yes), display “1b”.

Display "in the last month" in bold underlined text.

QUESTION TEXT:

SHOW CARD HA{1a/1b}

Which answer best describes how {your/SP's} shopping got done in the last month? Did {you/{he/she}} always do this by {yourself/himself/herself}, always do it together with someone else, did someone else always do it for {you/{him/her}}, or did it vary?

CODES

1	ALWAYS DID IT BY SELF	HA21
2	ALWAYS DID IT TOGETHER WITH SOMEONE ELSE	HA21
3	SOMEONE ELSE ALWAYS DID IT	HA25A

4	IT VARIED (MORE THAN ONE WAY)	
5	NOT DONE IN LAST MONTH	HA26
	REFUSED	HA27
	DON'T KNOW	HA27

HA20A

ha11shopslf

R11 HA20A EVER SHOP BY YOURSELF

DISPLAY INSTRUCTIONS:

Display "by {yourself/himself/herself}" in bold underlined text.

QUESTION TEXT:

In the last month, did {you/SP} ever do {your/{his/her}} shopping by {yourself/himself/herself}?

CODES

1	YES
2	NO
	REFUSED
	DON'T KNOW

HA21

ha11shoponlipers

R11 HA21 SHOP ONLINE OR IN PERSON

QUESTION TEXT:

In the last month, when {you/{he/she}} shopped for groceries or personal items, did {you/{he/she}} do that only in person — that is, by going to a store—only online, or did it vary?

CODES

1	ONLY IN PERSON
2	ONLY ONLINE
3	IT VARIED / BOTH WAYS
	REFUSED
	DON'T KNOW

HA22

ha11howpaygr1

R11 HA22 PAY GROC PERS ITMS CASH

ha11howpaygr2

R11 HA22 PAY GROC PERS ITMS CHCK

ha11howpaygr3

R11 HA22 PAY GROC PERS ITMS DEBIT

ha11howpaygr4

R11 HA22 PAY GROC PERS CREDIT

ha11howpaygr5

R11 HA22 PAY GROC PERS FOOD STMP

ha11howpaygr6

R11 HA22 PAY GROC PERS SMON ELS

ha11howpaygr7

R11 HA22 PAY GROC PERS OTHR SPEC

QUESTION TEXT:

SHOW CARD HA2

In the last month, when {you/SP} shopped for groceries or other personal items, did {you/{he/she}} pay for them with cash, check, debit card, credit card, or some other way?

SELECT ALL THAT APPLY

CODES

1	CASH
2	CHECK

- 3 DEBIT OR GIFT CARD
- 4 CREDIT CARD
- 5 FOOD STAMPS
- 6 SOMEONE ELSE PAYS
- 91 OTHER
- REFUSED
- DON'T KNOW

HA23	ha11howgtstr1	R11 HA23 DROVE TO THE STORE
	ha11howgtstr2	R11 HA23 FAM FRND PD HLP DROVE
	ha11howgtstr3	R11 HA23 VAN PLACE SP LIVES DROVE
	ha11howgtstr4	R11 HA23 VAN 4 DIS SENIORS DROVE
	ha11howgtstr5	R11 HA23 PUBLIC TRANSPORT 2 STORE
	ha11howgtstr6	R11 HA23 SP TOOK TAXI 2 THE STORE
	ha11howgtstr7	R11 HA23 SP WALKED TO THE STORE
	ha11howgtstr8	R11 HA23 OTHR SPECIFY TO STORE
	ha11howgtstr9	R11 HA23 NEVER WENT TO STORE

DISPLAY INSTRUCTIONS:

If DT1 = 1 (drives every day), 2 (drives most days), 3 (drives some days) or 4 (rarely) OR DROVEINLASTYEAR flag = 1 (yes), display “drive,” and response 1.

If FACILITY flag = 1 (yes), display “use a service provided by the place where {you live/{he/she} lives},”.

If FACILITY flag = 1 (yes) or RETIREMENTCOMMUNITY flag = 1 (YES), display response 3 and for response 4, “not provided by the place SP lives”.

DISPLAY “year” IN BOLD UNDERLINED TEXT

QUESTION TEXT:

SHOW CARD HA3

Now thinking about the last year, how did {you/SP} get to the store to shop for groceries or personal items? Did {you/{he/she}} {drive,} get a ride from a family member or friend, {use a service provided by the place where {you live/{he/she} lives},} or what?

SELECT ALL THAT APPLY

CODES

1	{DROVE}	HA24A
2	GOT A RIDE FROM A FAMILY MEMBER OR FRIEND OR SOMEONE PAID TO HELP	HA24A
3	{USED A VAN OR SHUTTLE SERVICE PROVIDED BY THE PLACE SP LKIVES}	HA24A
4	{USED A VAN OR SHUTTLE SERVICE FOR PEOPLE WITH DISABILITIES OR SENIORS {(NOT PROVIDED BY THE PLACE SP LIVES)}	HA24A
5	TOOK PUBLIC TRANSPORTATION (THE BUS, SUBWAY, TRAIN, OR TRAM)	HA24A
6	TOOK A TAXI	HA24A

7	WALKED	HA24A
8	NEVER WENT TO THE STORE (ONLY SHOPPED ONLINE)	Box HA23
91	OTHER (SPECIFY)	
	REFUSED	HA24A
	DON'T KNOW	HA24A

BOX HA23	BOX HA23	NOT ON FILE
-----------------	-----------------	-------------

If HA21=2 go to Box HA25A

HA23A	HA23A	NOT ON FILE
--------------	--------------	-------------

QUESTION TEXT:

SPECIFY HOW GOT TO STORE.

ENTER TEXT

Length

50

HA24A	ha11shopcart	R11 HA24A EVER USE MOTORIZED CART
--------------	---------------------	-----------------------------------

DISPLAY INSTRUCTIONS:

Display "in the last month" in bold underlined text.

QUESTION TEXT:

In the last month, when {you/SP} went to the store to shop did {you/{he/she}} ever use a motorized cart?

CODES

1	YES
2	NO
	REFUSED
	DON'T KNOW

HA24B	ha11shoplean	R11 HA24B EVER LEAN ON SHOP CART
--------------	---------------------	----------------------------------

DISPLAY INSTRUCTIONS:

Display "in the last month" in bold underlined text.

QUESTION TEXT:

In the last month, when {you/SP} went to the store to shop did {you/{he/she}} ever lean on the shopping cart to help {you/{him/her}} get around the store?

CODES

1	YES
2	NO
	REFUSED
	DON'T KNOW

BOX HA25A	BOX HA25A	NOT ON FILE
------------------	------------------	-------------

If HA20 = 1 (always by self) go to HA27.

HA25A

op11shop

R11 HA25A HELPS SP WITH SHOPPING

op11relatnshp

R11 RELASHIP TO SP UPDATE AND NEW

DISPLAY INSTRUCTIONS:

Display HELPER RELATIONSHIP CODES.

Display PERSON ROSTER with FIRST NAME, LAST NAME, and RELATIONSHIP TO SP. Allow entry for FIRST NAME, LAST NAME, and RELATIONSHIP TO SP fields.

If FACILITY flag = 1 (YES), display “a staff person from the place where {you live/{he/she} lives}.”

If FACILITY flag = 1 (YES) or RETIREMENTCOMMUNITY flag = 1 (YES), display SERVICE/SOMEONE FROM THE PLACE SP LIVES/DIED on the PERSON ROSTER.

If HA20 = 2 (always with someone else), display “when {you/SP} shopped for groceries or personal items, who did that with {you/{him/her}}”.

If HA20 = 3 (someone else always did), display “who shopped for groceries or personal items for {you/SP}”.

If HA20 = 4 (varied), display “who shopped for groceries or personal items with {you/SP} or for {you/{him/her}}”.

Display "first" and "last" in underlined text.

QUESTION TEXT:

In the last month, {when {you/SP} shopped for groceries or personal items, who did that with {you/{him/her}} / who shopped for groceries or personal items for {you/SP} /who shopped for groceries or personal items with {you/SP} or for you/{him/her}}?

IF NEEDED: This includes family, friends, { a staff person from the place where {you live/{he/she} lives},} or someone paid to help {you/{him/her}}.

PROBE: Anyone else? SELECT ALL THAT APPLY

IF PERSON NAMED IS NOT ON THE ROSTER, PRESS CTRL/P TO ADD A PERSON.

HA25b. [What is (his/her) first name?] CONFIRM SPELLING

HA25c. [What is (his/her) last name?] CONFIRM SPELLING

HA25d. [What is (his/her) relationship to {you/SP}?] PRESS F1 FOR HELP SCREEN

CODES

- 2 SPOUSE/PARTNER
- 3 DAUGHTER
- 4 SON
- 5 DAUGHTER-IN-LAW
- 6 SON-IN-LAW
- 7 STEPDAUGHTER
- 8 STEPSON
- 9 SISTER
- 10 BROTHER
- 11 SISTER-IN-LAW
- 12 BROTHER-IN-LAW
- 13 MOTHER
- 14 STEPMOTHER
- 15 MOTHER-IN-LAW
- 16 FATHER
- 17 STEPFATHER
- 18 FATHER-IN-LAW
- 19 GRANDDAUGHTER

- 20 GRANDSON
- 21 NIECE
- 22 NEPHEW
- 23 AUNT
- 24 UNCLE
- 25 COUSIN
- 26 STEPDAUGHTER'S SON/DAUGHTER
- 27 STEPSON'S SON/DAUGHTER
- 28 DAUGHTER-IN-LAW'S SON/DAUGHTER
- 29 SON-IN-LAW'S SON/DAUGHTER
- 30 BOARDER/RENTER
- 31 PAID AIDE/HOUSEKEEPER/EMPLOYEE
- 32 ROOMMATE
- 33 EX-WIFE/EX-HUSBAND
- 34 BOYFRIEND/GIRLFRIEND
- 35 NEIGHBOR
- 36 FRIEND
- 37 SOMEONE/SERVICE AT THE PLACE SP LIVES/LIVED
- 38 CO-WORKER
- 39 MINISTER, PRIEST, OR OTHER CLERGY
- 40 PSYCHIATRIST, PSYCHOLOGIST, COUNSELOR, OR THERAPIST
- 91 OTHER RELATIVE
- 92 OTHER NONRELATIVE

PROGRAMMER INSTRUCTIONS:

For each roster selection/addition at HA25, set HELPEDWITHSHOPPING flag = 1 (yes).

BOX HA26

BOX HA26

NOT ON FILE

If HA20 = 2 (always with someone else) and HELPEDWITHSHOPPING flag = 1 (YES) for SERVICE/SOMEONE FROM PLACE SP LIVES, go to HA28.

If HA20 = 3 (someone else always did) and HELPEDWITHSHOPPING flag = 1 (YES) for SERVICE/SOMEONE FROM PLACE SP LIVES, go to BOX HA29.

If HA20 = 4 (varied) and HELPEDWITHSHOPPING flag = 1 (YES) for SERVICE/SOMEONE FROM PLACE SP LIVES, go to BOX HA27.

Otherwise go to HA26

HA26

ha11dshopreas

R11 D SHOP REASN WITH BY OTHERS

DISPLAY INSTRUCTIONS:

- If HA20 = 2 (always with someone else), display "with". If
- HA20 = 3 (someone else always did), display "for".
- If HA20 = 4 (varied), display "with or for".
- If HA20 = 5 (not done in last month), use null display for first sentence.

Display "HEALTH OR FUNCTIONING" and "OTHER REASON" in underlined text.
 Display responses in two side-by-side columns with "HEALTH AND FUNCTIONING" and "OTHER REASON" as the column headers. Display the remaining text for CODE 1 and CODE 2 as lists below each of the corresponding column headers.

QUESTION TEXT:

{What is the reason someone else shopped for groceries or personal items {with/for/with or for} {you/SP}?} Was that because of {your/SP's} health or functioning or some other reason?

IF SP VOLUNTEERS REASON IS COVID-19, PROBE IF NEEDED: Just to be clear, was that because of a health or functioning problem related to COVID-19 or some other reason?

SELECT ALL THAT APPLY

CODES	Code All That Apply	
1	HEALTH OR FUNCTIONING INCLUDES: AGE, MEMORY, VISION, HEALTH CONDITION/DISEASE NAMES, SURGERRY, UNABLE TO DRIVE	
2	OTHER REASON INCLUDES: SHARED ACTIVITY, ALWAYS DONE THIS WAY, SOMEONE ELSE WANTED TO DO IT, PAY SOMEONE, DOESN'T LIKE TO DO IT	
	REFUSED	BOX HA27
	DON'T KNOW	BOX HA27

PROGRAMMER INSTRUCTIONS:

If HA26 = 1 (HEALTH OR FUNCTIONING), set HEALTHREASONHELPWITH SHOPPING flag = 1 (yes).

BOX HA27	BOX HA27	NOT ON FILE
-----------------	-----------------	-------------

If HA20a = 1 (yes by self), go to HA27.
If HA20 = 2 (always with someone else) or HA20a ≠ 1 (didn't do by self), go to HA28.

If [HA20 = 3 (someone else always did) or HA20 = 5 (not done in last month)] and HEALTHREASONHELPWITHSHOPPING flag = 1 (yes), go to BOX HA29.

Otherwise, go to HA30PRE.

HA27	ha11shopdif	R11 HA27 DIFF SHOPPING BY SELF
-------------	--------------------	--------------------------------

DISPLAY INSTRUCTIONS:

Display "by {yourself/himself/herself}" in bold underlined text.

QUESTION TEXT:

In the last month, how much difficulty did {you/SP} have shopping for groceries or personal items by {yourself/himself/herself}? Would you say none, a little, some, or a lot?

CODES

1	NONE
2	A LITTLE
3	SOME
4	A LOT
	REFUSED
	DON'T KNOW

HA28	ha11shopoft	R11 HA28 HOW OFT SHOP GROCERIES
-------------	--------------------	---------------------------------

DISPLAY INSTRUCTIONS:

Display "a year ago" in bold underlined text.

QUESTION TEXT:

Compared to a year ago, {do you/does SP} shop for groceries or personal items more often, less often, or about the same?

CODES

- 1 MORE OFTEN
- 2 LESS OFTEN
- 3 SAME
- REFUSED
- DON'T KNOW

BOX HA29

BOX HA29

NOT ON FILE

If [HA20 = 1 (always by self) or HA20 = 4 (varied)] and [HA27 = 2 (a little) or HA27 = 3 (some) or HA27 = 4 (a lot)], go to HA29.

If [HA20 = 2 (always with someone else) or HA20 = 3 (some else always did) or HA20 = 4 (varied) or HA20 = 5 (not done in last month)] and [HEALTHREASONHELPWITHSHOPPING flag = 1 (yes) or HELPEDWITHSHOPPING flag = 1 (YES) for SERVICE/SOMONE FROM PLACE SP LIVES, go to HA29.

Otherwise go to HA30PRE.

HA29

ha11shopwout

R11 HA29 EVER GO WITHOUT GROCRIES

DISPLAY INSTRUCTIONS:

If HA20=1 (always by self) or 5 (not done in last month), or HA20a = 1 (yes by self), display "it was too difficult to shop by {yourself/himself/herself}".

If HA20=2 (always with someone else) or 3 (someone else always did), display "no one was there to help or shop for {you/{him/her}}?"

Display "in the last month" in underlined text.

QUESTION TEXT:

In the last month, did {you/SP} ever go without groceries or personal items because {it was too difficult to shop by {yourself/himself/herself} / no one was there to help or shop for {you/{him/her}}}?

CODES

- 1 YES
- 2 NO
- REFUSED
- DON'T KNOW

HA30PRE

HA30PRE

NOT ON FILE

QUESTION TEXT:

Now let's turn to making hot meals.

PRESS 1 AND ENTER TO CONTINUE

HA30

ha11meal

R11 HA30 HOW HOT MEALS GET MADE

DISPLAY INSTRUCTIONS:

If PROXY flag is null, display "1a".

If PROXY flag = 1 (yes), display "1b".

Display "in the last month" in bold underlined text.

QUESTION TEXT:

SHOW CARD HA{1a/1b}

Which answer best describes how {your/SP's} hot meals got made in the last month? Did {you/{he/she}} always make them by {yourself/himself/herself}, always make them together with someone else, did someone else always make them for {you/{her/him}}, or did it vary?

CODES

1	ALWAYS DID IT BY SELF	HA30B
2	ALWAYS DID IT TOGETHER WITH SOMEONE ELSE	HA30B
3	SOMEONE ELSE ALWAYS DID IT	HA30B
4	IT VARIED (MORE THAN ONE WAY)	
5	NOT DONE IN LAST MONTH	HA33
	REFUSED	HA34
	DON'T KNOW	HA34

HA30A

ha11mealslf

R11 HA30A MAKE HOT MEALS YOURSELF

DISPLAY INSTRUCTIONS:

Display "by {yourself/himself/herself}" in bold underlined text.

QUESTION TEXT:

In the last month, did {you/SP} ever make {your/{his/her}} hot meals by {yourself/himself/herself}?

CODES

1	YES
2	NO
	REFUSED
	DON'T KNOW

HA30B

ha11restamels

R11 HA30B OFTN HAV RESTARNT MEALS

DISPLAY INSTRUCTIONS:

If FACILITY flag = 1 (yes), display "Do not include meals provided as a service by the place {you live/{he/she} lives}."

QUESTION TEXT:

SHOW CARD HA4

In the last month, when {you/SP} had hot meals, how often were they restaurant meals, including eat-in, take-out, or delivered meals? {Do not include meals provided as a service by the place {you live/{he/she} lives}.} Was it every time {you/{he/she}} had a hot meal, most times, sometimes, rarely, or never?

CODES

1	EVERY TIME
2	MOST TIMES
3	SOMETIMES
4	RARELY
5	NEVER
	REFUSED
	DON'T KNOW

HA30C

ha11mealwheel

R11 HA30C OFTN GET MEALS ON WHEEL

QUESTION TEXT:

SHOW CARD HA4

In the last month, when {you/SP} had hot meals, how often were they from Meals on Wheels or other food assistance programs? Was it every time {you/{he/she}} had a hot meal, most times, sometimes, rarely, or never?

CODES

1	EVERY TIME
2	MOST TIMES
3	SOMETIMES
4	RARELY
5	NEVER
	REFUSED
	DON'T KNOW

BOX HA31**BOX HA31**

NOT ON FILE

If HA30 = 3 (SOMEONE ELSE ALWAYS DID IT), go to HA32A.
 Else if HA14 = 1 (has microwave), go to HA31.
 Otherwise, go to BOX HA32A.

HA31**ha11oftmicrow**

R11 HA31 OFTEN USE THE MICROWAVE

QUESTION TEXT:

SHOW CARD HA4

In the last month, when {you/SP} made hot meals did {you/{he/she}} use the microwave oven every time, most times, sometimes, rarely, or never?

CODES

1	EVERY TIME
2	MOST TIMES
3	SOMETIMES
4	RARELY
5	NEVER
	REFUSED
	DON'T KNOW

BOX HA32A**BOX HA3A**

NOT ON FILE

If HA30 = 1 (always did by self) go to HA34.
 Otherwise, go to HA32A.

HA32A**op11mealhlp**

R11 HA32A HELPS SP WITH MEALS

op11relatnshp

R11 RELASHIP TO SP UPDATE AND NEW

DISPLAY INSTRUCTIONS:

Display HELPER RELATIONSHIP CODES.

Display PERSON ROSTER with FIRST NAME, LAST NAME, and RELATIONSHIP TO SP. Allow entry for FIRST NAME, LAST NAME, and RELATIONSHIP TO SP fields.

If FACILITY flag = 1 (YES), display “a staff person from the place where {you live/{he/she} lives}.”

If FACILITY flag = 1 (YES) or RETIREMENTCOMMUNITY flag = 1 (YES), display SERVICE/SOMEONE FROM THE PLACE SP LIVES/DIED on the PERSON ROSTER.

Display RESTAURANT/TAKE OUT SERVICES and MEALS ON WHEELS on the person roster.

If HA30 = 2 (always with someone else), display “when {you/SP} made hot meals, who did that with {you/{him/her}}”.

If HA30 = 3 (someone else always did), display “who made hot meals for {you/SP}”.

If HA30 = 4 (varied), display “who made hot meals with {you/SP} or for {you/{him/her}}”.

Display "first" and "last" in underlined text.

QUESTION TEXT:

In the last month, {when {you/SP} made hot meals, who did that with {you/{him/her}} / who made hot meals for {you/SP} / who made hot meals with {you/SP} or for {you/{him/her}}?}

IF NEEDED: This includes family, friends, { a staff person from the place where {you live/{he/she} lives},} or someone paid to help {you/{him/her}}.

PROBE: Anyone else?

SELECT ALL THAT APPLY

IF PERSON NAMED IS NOT ON THE ROSTER, PRESS CTRL/P TO ADD A PERSON.

HA32b. [What is (his/her) first name?] CONFIRM SPELLING

HA32c. [What is (his/her) last name?] CONFIRM SPELLING

HA32d. [What is (his/her) relationship to {you/SP}?] PRESS F1 FOR HELP SCREEN

CODES

- 2 SPOUSE/PARTNER
- 3 DAUGHTER
- 4 SON
- 5 DAUGHTER-IN-LAW
- 6 SON-IN-LAW
- 7 STEPDAUGHTER
- 8 STEPSON
- 9 SISTER
- 10 BROTHER
- 11 SISTER-IN-LAW
- 12 BROTHER-IN-LAW
- 13 MOTHER
- 14 STEPMOTHER
- 15 MOTHER-IN-LAW
- 16 FATHER
- 17 STEPFATHER
- 18 FATHER-IN-LAW
- 19 GRANDDAUGHTER
- 20 GRANDSON
- 21 NIECE
- 22 NEPHEW
- 23 AUNT
- 24 UNCLE
- 25 COUSIN
- 26 STEPDAUGHTER'S SON/DAUGHTER
- 27 STEPSON'S SON/DAUGHTER
- 28 DAUGHTER-IN-LAW'S SON/DAUGHTER
- 29 SON-IN-LAW'S SON/DAUGHTER
- 30 BOARDER/RENTER
- 31 PAID AIDE/HOUSEKEEPER/EMPLOYEE
- 32 ROOMMATE
- 33 EX-WIFE/EX-HUSBAND
- 34 BOYFRIEND/GIRLFRIEND
- 35 NEIGHBOR
- 36 FRIEND
- 37 SOMEONE/SERVICE AT THE PLACE SP LIVES/LIVED

- 38 CO-WORKER
- 39 MINISTER, PRIEST, OR OTHER CLERGY
- 40 PSYCHIATRIST, PSYCHOLOGIST, COUNSELOR, OR THERAPIST
- 91 OTHER RELATIVE
- 92 OTHER NONRELATIVE

PROGRAMMER INSTRUCTIONS:

For each roster selection/addition at HA25, set HELPEDWITHMEALS flag = 1 (yes).

BOX HA33

BOX HA33

NOT ON FILE

If HA30 = 2 (always with someone else) and HELPEDWITHMEALS flag= 1 (YES) for SERVICE/SOMEONE FROM PLACE SP LIVES, go to HA35.

If HA30 = 3 (someone else always did) and HELPEDWITHMEALS flag= 1 (YES) for SERVICE/SOMEONE FROM PLACE SP LIVES, go to BOX HA36.

If HA30 = 4 (varied) and HELPEDWITHMEALS flag= 1 (YES) for SERVICE/SOMEONE FROM PLACE SP LIVES, go to BOX HA34.

Otherwise go to HA33

HA33

ha11dmealreas

R11 D MEALS REASN WITH BY OTHERS

DISPLAY INSTRUCTIONS:

- If HA30 = 2 (always with someone else), display “with”.
- If HA30 = 3 (someone else always did), display “for”.
- If HA30 = 4 (varied), display “with or for”.
- If HA30 = 5 (none made in last month), do not display first sentence.

Display “HEALTH OR FUNCTIONING” and “OTHER REASON” in underlined text.

Display responses in two side-by-side columns with "HEALTH AND FUNCTIONING" and "OTHER REASON" as column headers. Display the remaining text for CODE 1 and CODE 2 as lists below the corresponding column headers.

QUESTION TEXT:

{What is the reason someone else made hot meals {with/for/with or for} {you/SP}?} Was that because of {your/SP's} health or functioning or some other reason?

SELECT ALL THAT APPLY

CODES

Code All That Apply

- 1 HEALTH OR FUNCTIONING INCLUDES: AGE, MEMORY, VISION, HEALTH CONDITION/DISEASE NAMES, SURGERRY, UNABLE TO DRIVE
 - 2 OTHER REASON INCLUDES: SHARED ACTIVITY, ALWAYS DONE THIS WAY, SOMEONE ELSE WANTED TO DO IT, PAY SOMEONE, DOESN'T LIKE TO DO IT
- REFUSED BOX HA34
- DON'T KNOW BOX HA34

PROGRAMMER INSTRUCTIONS:

If HA33 = 1 (HEALTH OR FUNCTIONING), set HEALTHREASONHELPWITHMEALS flag = 1 (yes).

BOX HA34**BOX HA34**

NOT ON FILE

If HA30a = 1 (yes by self), go to HA34.

If HA30 = 2 (always with someone else) or HA30a ≠ 1 (didn't do by self), go to HA35.

If [HA30 = 3 (someone else always did) or HA30 = 5 (not done in last month)] and HEALTHREASONHELPWITHMEALS flag = 1 (yes), go to BOX HA36.

Otherwise, go to HA40PRE.

HA34**ha11mealdif**

R11 HA34 DIFICULTY MAK MEALS SELF

DISPLAY INSTRUCTIONS:

Display "by {yourself/himself/herself}" in bold underlined text.

QUESTION TEXT:

In the last month, how much difficulty did {you/SP} have shopping for groceries or personal items by {yourself/himself/herself}? Would you say none, a little, some, or a lot?

CODES

1	NONE
2	A LITTLE
3	SOME
4	A LOT
	REFUSED
	DON'T KNOW

HA35**ha11mealoft**

R11 HA35 HOW OFTEN MAKE HOT MEALS

DISPLAY INSTRUCTIONS:

Display "a year ago" in bold underlined text.

QUESTION TEXT:

Compared to a year ago, {do you/does SP} make hot meals more often, less often, or about the same?

CODES

1	MORE OFTEN
2	LESS OFTEN
3	SAME
	REFUSED
	DON'T KNOW

BOX HA36**BOX HA36**

NOT ON FILE

If [HA30 = 1 (always by self) or HA30 = 4 (varied)] and [HA34 = 2 (a little) or HA34 = 3 (some) or HA34 = 4 (a lot)], go to HA36.

If [HA30 = 2 (always with someone else) or HA30 = 3 (someone else always did) or HA30 = 4 (varied) or HA30 = 5 (not done in last month)] and [HEALTHREASONHELPWITHMEALS flag = 1 (yes) or HELPEDWITHMEALS flag = 1 (YES) for SERVICE/SOMEONE FROM PLACE SP LIVES] go to HA36.

Otherwise go to HA40PRE.

HA36**ha11mealwout**

R11 HA36 EVER GO WITHOUT HOT MEAL

DISPLAY INSTRUCTIONS:

If HA30 =1 (always by self) or 5 (not done in last month) or HA30a = 1 (yes by self), display “it was too difficult to make one by {yourself/himself/herself}”.

If HA30 =2 (always with someone else) or 3 (someone else always did), display “no one was there to help or make one for {you/{him/her}}”?

Display "in the last month" in underlined text.

QUESTION TEXT:

In the last month, did {you/SP} ever go without a hot meal because {it was too difficult to make one by {yourself/himself/herself} / no one was there to help or make one for {you/him/her}}?

CODES

- 1 YES
- 2 NO
- REFUSED
- DON'T KNOW

HA40PRE

HA40PRE

NOT ON FILE

QUESTION TEXT:

Now I have a few questions about everyday money matters like handling bills and banking. This includes handling these activities in person or online.

IF NEEDED: By handling bills, we mean writing checks, sending money orders or paying with cash. By banking we mean checking balances, and making transfers, deposits or withdrawals from the bank or ATM.

PRESS 1 AND ENTER TO CONTINUE

HA40

ha11bank

R11 HA40 HOW BILLS BANKIN HANDLED

DISPLAY INSTRUCTIONS:

Display "in the last month" in bold underlined text.

If PROXY flag is null, display “1a”.

If PROXY flag = 1 (yes), display “1b”.

QUESTION TEXT:

SHOW CARD HA{1a/1b}

Which answer best describes how {your/SP's} bills and banking were handled in the last month? Did {you/{he/she}} always do this by {yourself/himself/herself}, always do it together with someone else, did someone else always do it for {you/{him/her}}, or did it vary?

CODES

- 1 ALWAYS DID IT BY SELF HA44
- 2 ALWAYS DID IT TOGETHER WITH SOMEONE ELSE HA42A
- 3 SOMEONE ELSE ALWAYS DID IT HA42A
- 4 IT VARIED (MORE THAN ONE WAY)
- 5 NOT DONE IN LAST MONTH HA43
- REFUSED HA44
- DON'T KNOW HA44

HA40A

ha11bankslf

R11 HA40A HNDL BILLS BNKING YRSLF

DISPLAY INSTRUCTIONS:

Display "by {yourself/himself/herself}" in bold underlined text.

QUESTION TEXT:

In the last month, did {you/SP} ever handle {your/{his/her}} bills and banking by {yourself/himself/herself}?

CODES

- 1 YES
- 2 NO
- REFUSED
- DON'T KNOW

HA42A

op11bankhp

R11 HA42A HELPS SP WITH BANKING

op11relatnshp

R11 RELASHIP TO SP UPDATE AND NEW

DISPLAY INSTRUCTIONS:

Display HELPER RELATIONSHIP CODES.

Display PERSON ROSTER with FIRST NAME, LAST NAME, and RELATIONSHIP TO SP. Allow entry for FIRST NAME, LAST NAME, and RELATIONSHIP TO SP fields.

If FACILITY flag = 1 (YES), display "a staff person from the place where {you live/{he/she} lives}."

If FACILITY flag = 1 (YES) or RETIREMENTCOMMUNITY flag =YES(yes), display SERVICE/SOMEONE FROM THE PLACE SP LIVES/DIED on the PERSON ROSTER.

If HA40 = 2 (always with someone else), display "when {you/SP} handled bills and banking, who did that with {you/{him/her}}".

If HA40 = 3 (someone else always did), display "who handled bills and banking for {you/SP}".

If HA40 = 4 (varied), display "who handled bills and banking with {you/SP} or for {you/{him/her}}".

Display "first" and "last" in underlined text.

QUESTION TEXT:

In the last month, {when {you/SP} handled bills and banking, who did that with {you/{him/her}} / who handled bills and banking for {you/SP} /who handled bills and banking with {you/SP} or for {you/{him/her}}?}

IF NEEDED: This includes family, friends, { a staff person from the place where {you live/{he/she} lives},} or someone paid to help {you/{him/her}}.

PROBE: Anyone else?

SELECT ALL THAT APPLY

IF PERSON NAMED IS NOT ON THE ROSTER, PRESS CTRL/P TO ADD A PERSON.

HA42b. [What is (his/her) first name?] CONFIRM SPELLING

HA42c. [What is (his/her) last name?] CONFIRM SPELLING

HA42d. [What is (his/her) relationship to {you/SP}?] PRESS F1 FOR HELP SCREEN

CODES

- 2 SPOUSE/PARTNER
- 3 DAUGHTER
- 4 SON
- 5 DAUGHTER-IN-LAW
- 6 SON-IN-LAW

- 7 STEPDAUGHTER
- 8 STEPSON
- 9 SISTER
- 10 BROTHER
- 11 SISTER-IN-LAW
- 12 BROTHER-IN-LAW
- 13 MOTHER
- 14 STEPMOTHER
- 15 MOTHER-IN-LAW
- 16 FATHER
- 17 STEPFATHER
- 18 FATHER-IN-LAW
- 19 GRANDDAUGHTER
- 20 GRANDSON
- 21 NIECE
- 22 NEPHEW
- 23 AUNT
- 24 UNCLE
- 25 COUSIN
- 26 STEPDAUGHTER'S SON/DAUGHTER
- 27 STEPSON'S SON/DAUGHTER
- 28 DAUGHTER-IN-LAW'S SON/DAUGHTER
- 29 SON-IN-LAW'S SON/DAUGHTER
- 30 BOARDER/RENTER
- 31 PAID AIDE/HOUSEKEEPER/EMPLOYEE
- 32 ROOMMATE
- 33 EX-WIFE/EX-HUSBAND
- 34 BOYFRIEND/GIRLFRIEND
- 35 NEIGHBOR
- 36 FRIEND
- 37 SOMEONE/SERVICE AT THE PLACE SP LIVES/LIVED
- 38 CO-WORKER
- 39 MINISTER, PRIEST, OR OTHER CLERGY
- 40 PSYCHIATRIST, PSYCHOLOGIST, COUNSELOR, OR THERAPIST
- 91 OTHER RELATIVE
- 92 OTHER NONRELATIVE

PROGRAMMER INSTRUCTIONS:

For each roster selection/addition at HA25, set HELPEDWITHBANKING flag = 1 (yes).

BOX HA43

BOX HA43

NOT ON FILE

If HA40 = 2 (always with someone else) HELPEDWITHBANKING flag = 1 (YES) for SERVICE/SOMEONE FROM PLACE SP LIVES, go to HA45.

If HA40 = 3 (someone else always did) and HELPEDWITHBANKING flag = 1 (YES) for SERVICE/SOMEONE FROM PLACE SP LIVES, go to BOX HA46.

If HA40 = 4 (varied) and HELPEDWITHBANKING flag = 1 (YES) for SERVICE/SOMEONE FROM PLACE SP LIVES, go to BOX HA44.

Otherwise go to HA43.

HA43

ha11dbankreas

R11 D BANK BILL REASN WITH BY OTH

DISPLAY INSTRUCTIONS:

If HA40 = 2 (always with someone else), display "with".

If HA40 = 3 (someone else always did), display “for”.
 If HA40 = 4 (varied), display “with or for”.
 If HA40 = 5 (not done in last month) do not display first sentence.

Display “HEALTH OR FUNCTIONING” and “OTHER REASON” in underlined text.

Display responses in two side-by-side columns with "HEALTH AND FUNCTIONING" and "OTHER REASON" as column headers. Display the remaining text for CODE 1 and CODE 2 as lists below the corresponding column headers.

QUESTION TEXT:

{What is the reason someone else handled bills and banking {with/for/with or for} {you/{him/her}}?} Was that because of {your/{his/her}} health or functioning or some other reason?

SELECT ALL THAT APPLY

IF SP VOLUNTEERS REASON IS COVID-19, PROBE IF NEEDED: “Just to be clear, was that because of a health or functioning problem related to COVID-19 or some other reason?”

CODES

Code All That Apply

- | | | |
|---|--|----------|
| 1 | HEALTH OR FUNCTIONING INCLUDES: AGE, MEMORY, VISION, HEALTH CONDITION/DISEASE NAMES, SURGERRY, UNABLE TO DRIVE | |
| 2 | OTHER REASON INCLUDES: SHARED ACTIVITY, ALWAYS DONE THIS WAY, SOMEONE ELSE WANTED TO DO IT, PAY SOMEONE, DOESN'T LIKE TO DO IT | |
| | REFUSED | BOX HA44 |
| | DON'T KNOW | BOX HA44 |

PROGRAMMER INSTRUCTIONS:

If HA43 = 1 (HEALTH OR FUNCTIONING), set HEALTHREASONHELPPWITHBANKING flag = 1 (yes).

BOX HA44

BOX HA44

NOT ON FILE

If HA40a = 1 (yes by self), go to HA44.
 If HA40 = 2 (always with someone else) or HA40a ≠ 1 (didn't do by self), go to HA45.
 If [HA40 = 3 (someone else always did) or HA40 = 5 (not done in last month)] and HEALTHREASONHELPPWITHBANKING flag = 1 (yes), go to BOX HA46.
 Otherwise, go to HA50PRE.

HA44

ha11bankdif

R11 HA44 DIF HNDL BLLS BNKING SLF

DISPLAY INSTRUCTIONS:

Display "by {yourself/himself/herself}" in bold underlined text.

QUESTION TEXT:

In the last month, how much difficulty did {you/SP} have handling {your/his/her} bills and banking by {yourself/himself/herself}? Would you say none, a little, some, or a lot?

CODES

- | | |
|---|----------|
| 1 | NONE |
| 2 | A LITTLE |
| 3 | SOME |
| 4 | A LOT |
| | REFUSED |

DON'T KNOW

HA45

ha11bankoft

R11 HA45 HOW OFTEN YOU PAY BILLS

DISPLAY INSTRUCTIONS:

Display "a year ago" in bold underlined text.

QUESTION TEXT:

Compared to a year ago, {do you/does SP} handle {your/his/her} own bills and banking more often, less often, or about the same?

CODES

- 1 MORE OFTEN
- 2 LESS OFTEN
- 3 SAME
- REFUSED
- DON'T KNOW

BOX HA46

BOX HA46

NOT ON FILE

If [HA40 = 1 (always by self) or HA40 = 4 (varied)] and [HA44 = 2 (a little) or HA44 = 3 (some) or HA44 = 4 (a lot)], go to HA46.

If [HA40 = 2 (always with someone else) or HA40 = 3 (someone else always did) or HA40 = 4 (varied) or HA40 = 5 (not done in last month)] and [HEALTHREASONHELPWITHBANKING flag = 1 (yes) or HELPEDWITHBANKING flag = 1 (YES) for SERVICE/SOMEONE FROM PLACE SP LIVES], go to HA46.

Otherwise go to HA50PRE.

HA46

ha11bankwout

R11 HA46 EVER GO WOUT PAYIN BILLS

DISPLAY INSTRUCTIONS:

If HA40=1 (always by self) or 5 (not done in last month) or HA40a = 1 (yes by self), display "it was too difficult to do that by {yourself/himself/herself}".

If HA40=2 (always with someone else) or 3 (someone else always did), display "no one was there to help or do that for {you/{him/her}}".

Display "in the last month" in underlined text.

QUESTION TEXT:

In the last month, did {you/SP} ever go without handling {your/his/her} bills and banking matters because {it was too difficult to do that by {yourself/himself/herself}/ no one was there to help or do that for {you/{him/her}}}?

CODES

- 1 YES
- 2 NO
- REFUSED
- DON'T KNOW

HA50PRE

HA50PRE

NOT ON FILE

QUESTION TEXT:

Now let's turn to less common money matters, such as opening, closing or cashing in CDs, checking, money market or retirement accounts or applying for loans.

HA50

ha11money

R11 HA50 MONEY MATTERS TO HANDLE

DISPLAY INSTRUCTIONS:

Display "in the last year" in underlined text.

QUESTION TEXT:

In the last year, did {you/SP} have money matters like these that needed to be handled?

IF NEEDED: Money matters include opening, closing or cashing in CDs, checking, money market or retirement accounts, or applying for loans.

CODES

1	YES	
2	NO	SECTION SC
	REFUSED	SECTION SC
	DON'T KNOW	SECTION SC

HA51

ha11moneyhlp

R11 HA51 ANYONE HLP W MONY MATTRS

DISPLAY INSTRUCTIONS:

If FACILITY flag = 1 (yes), display “a service provided by the place where {you live/SP lives},”

Display "in the last year" in bold underlined text.

QUESTION TEXT:

In the last year, did anyone help {you/SP} or handle these kinds of money matters for {you/{him/her}}? This includes family, friends, {a service provided by the place where {you live/{he/she} lives},} or someone paid to help {you/{him/her}}.

IF NEEDED: Money matters include opening, closing or cashing in CDs, checking, money market or retirement accounts or applying for loans.

CODES

1	YES	
2	NO	SECTION SC
	REFUSED	SECTION SC
	DON'T KNOW	SECTION SC

HA52A

op11moneyhlp

R11 HA52A HELPS SP WITH MONEY

op11relatnshp

R11 RELASHIP TO SP UPDATE AND NEW

DISPLAY INSTRUCTIONS:

Display HELPER RELATIONSHIP CODES.

Display PERSON ROSTER with FIRST NAME, LAST NAME, and RELATIONSHIP TO SP. Allow entry for FIRST NAME, LAST NAME, and RELATIONSHIP TO SP fields.

If FACILITY flag = 1 (YES), display “a staff person from the place where {you live/{he/she} lives}.”

If FACILITY flag = 1 (YES) or RETIREMENTCOMMUNITY flag = 1 (YES), display SERVICE/SOMEONE FROM THE PLACE SP LIVES/DIED on the person roster.

Display "first" and "last" in underlined text.

QUESTION TEXT:

Who was that?

IF NEEDED: This includes family, friends, { a staff person from the place where {you live/{he/she} lives},} or someone paid to help {you/{him/her}}.

PROBE: Anyone else?

SELECT ALL THAT APPLY

IF PERSON NAMED IS NOT ON THE ROSTER, PRESS CTRL/P TO ADD A PERSON.

HA52b. [What is (his/her) first name?] CONFIRM SPELLING

HA52c. [What is (his/her) last name?] CONFIRM SPELLING

HA52d. [What is (his/her) relationship to {you/SP}?] PRESS F1 FOR HELP SCREEN

CODES

2	SPOUSE/PARTNER
3	DAUGHTER
4	SON
5	DAUGHTER-IN-LAW
6	SON-IN-LAW
7	STEPDAUGHTER
8	STEPSON
9	SISTER
10	BROTHER
11	SISTER-IN-LAW
12	BROTHER-IN-LAW
13	MOTHER
14	STEPMOTHER
15	MOTHER-IN-LAW
16	FATHER
17	STEPFATHER
18	FATHER-IN-LAW
19	GRANDDAUGHTER
20	GRANDSON
21	NIECE
22	NEPHEW
23	AUNT
24	UNCLE
25	COUSIN
26	STEPDAUGHTER'S SON/DAUGHTER
27	STEPSON'S SON/DAUGHTER
28	DAUGHTER-IN-LAW'S SON/DAUGHTER
29	SON-IN-LAW'S SON/DAUGHTER
30	BOARDER/RENTER
31	PAID AIDE/HOUSEKEEPER/EMPLOYEE
32	ROOMMATE
33	EX-WIFE/EX-HUSBAND
34	BOYFRIEND/GIRLFRIEND
35	NEIGHBOR
36	FRIEND
37	SOMEONE/SERVICE AT THE PLACE SP LIVES/LIVED
38	CO-WORKER
39	MINISTER, PRIEST, OR OTHER CLERGY
40	PSYCHIATRIST, PSYCHOLOGIST, COUNSELOR, OR THERAPIST
91	OTHER RELATIVE
92	OTHER NONRELATIVE

PROGRAMMER INSTRUCTIONS:

For each roster selection/addition at HA25, set HELPEDWITHMONEYMATTERS flag = 1 (yes).

Go to Section SC – Self-care Activities.

Derived Variables from Items in HA Section

ha11dlaunselfdf	R11 D LAUNDRY SELF AND DIFF LEVEL
ha11dshopsselfdf	R11 D SLF SHOPPING AND DIFF LEVEL
ha11dmealsselfdf	R11 D SELF MEALS AND DIFF LEVEL
ha11dbanksselfdf	R11 D SELF BANKS AND DIFF LEVEL
ha11dmealwhl	R11 D SP RECEIVES MEALS ON WHEELS
ha11dmealkot	R11 D SP RECEIVES TAKE OUT MEALS
ha11dlaunreas	R11 D LAUNDRY REASN WITH BY OTHERS (see HA4)
ha11dshopreas	R11 D SHOP REASN WITH BY OTHERS (see HA26)
ha11dmealreas	R11 D MEALS REASN WITH OTHERS (see HA33)
ha11dbankreas	R11 D BANK BILL REASN WITH BY OTH (see HA43)

NHATS Round 11

Section SC [SELF-CARE ACTIVITIES]

Sequence: 23

SC1PRE

SC1PRE

NOT ON FILE

DISPLAY INSTRUCTIONS:

If DECEASED flag = 1 (YES), display “SP ate”.
Otherwise, display “you eat/SP eats”.

Now I have a few questions about how {{you eat/SP eats}}/SP ate}.

PRESS 1 AND ENTER TO CONTINUE

SC1

sc11eatdev

R11 SC1 EVER USE ADAPTED UTENSILS

DISPLAY INSTRUCTIONS:

Display “adapted” in bold underlined text.

If DECEASED flag = 1 (YES), display “of {his/her} life”.

QUESTION TEXT:

In the last month {of {his/her} life}, did {you/SP} ever use adapted utensils to help {you/{him/her}} eat or cut {your/{his/her}} food?

IF NEEDED: Adapted utensils include things like easy-to-grip silverware, knives that rock, and plates with high sides.

CODES

- 1 YES
 - 2 NO
 - 7 ALWAYS FED THROUGH IV OR TUBE
REFUSED
DON'T KNOW
-

BOX SC2

BOX SC2

NOT ON FILE

If SC1 = 7 (FEEDING TUBE), go to SC7PRE.

Else if DECEASED flag = 1 (YES), go to SC3.

Else if SC1 = 1 (YES), go to SC2.

Otherwise, go to SC3.

SC2

sc11eatdevoft

R11 SC2 OFTEN USE ADAPTED UTENSLS

QUESTION TEXT:

SHOW CARD SC1

Did {you/SP} use adapted utensils every time {you/{he/she}} had a meal, most times, sometimes, or rarely?

CODES

- 1 EVERY TIME
- 2 MOST TIMES
- 3 SOMETIMES

4 RARELY
REFUSED
DON'T KNOW

SC3**sc11eathlp**

R11 SC3 DID ANYONE HELP YOU EAT

DISPLAY INSTRUCTIONS:

If FACILITY flag = 1 (YES), display “a staff person from the place where {you live/{he/she} {lives/lived},”.

If DECEASED flag = 1 (YES), display “of {his/her} life” and “lived”.

Otherwise, display “lives”.

QUESTION TEXT:

In the last month {of {his/her} life}, did anyone ever help {you/SP} eat, for instance, by cutting up food or feeding {you/{him/her}}?

IF NEEDED: This includes family, friends, {a staff person from the place where {you live/{he/she} {lives/lived}}, or someone paid to help {you/{him/her}}.

CODES

1 YES
2 NO
REFUSED
DON'T KNOW

BOX SC3A**BOX SC3A**

NOT ON FILE

If SC3=1 (YES), go to SC3a.

Else if DECEASED flag=1 (YES), go to SC7PRE.

Otherwise, go to SC5.

SC3A**op11eathlp**

R11 SC3A HELPS SP WITH EATING

op11relatnshp

R11 RELASHIP TO SP UPDATE AND NEW

DISPLAY INSTRUCTIONS:

Display HELPER RELATIONSHIP CODES.

Display PERSON ROSTER with FIRST NAME, LAST NAME, and RELATIONSHIP TO SP. Allow entry for FIRST NAME, LAST NAME, and RELATIONSHIP TO SP fields.

If FACILITY flag = 1 (YES) or RETIREMENTCOMMUNITY flag = 1 (YES), display SERVICE/SOMEONE FROM THE PLACE SP LIVES/DIED on the PERSON ROSTER.

Display "first" and "last" in underlined text.

QUESTION TEXT:

Who helped {you/SP} eat?

PROBE: Anyone else?

SELECT ALL THAT APPLY

IF PERSON NAMED IS NOT ON THE ROSTER, PRESS CTRL/P TO ADD A PERSON.

SC3b. [What is (his/her) first name?] CONFIRM SPELLING

SC3c. [What is (his/her) last name?] CONFIRM SPELLING

SC3d. [What is (his/her) relationship to {you/SP}?] PRESS F1 FOR HELP SCREEN

CODES

- 2 SPOUSE/PARTNER
- 3 DAUGHTER
- 4 SON
- 5 DAUGHTER-IN-LAW
- 6 SON-IN-LAW
- 7 STEPDAUGHTER
- 8 STEPSON
- 9 SISTER
- 10 BROTHER
- 11 SISTER-IN-LAW
- 12 BROTHER-IN-LAW
- 13 MOTHER
- 14 STEPMOTHER
- 15 MOTHER-IN-LAW
- 16 FATHER
- 17 STEPFATHER
- 18 FATHER-IN-LAW
- 19 GRANDDAUGHTER
- 20 GRANDSON
- 21 NIECE
- 22 NEPHEW
- 23 AUNT
- 24 UNCLE
- 25 COUSIN
- 26 STEPDAUGHTER'S SON/DAUGHTER
- 27 STEPSON'S SON/DAUGHTER
- 28 DAUGHTER-IN-LAW'S SON/DAUGHTER
- 29 SON-IN-LAW'S SON/DAUGHTER
- 30 BOARDER/RENTER
- 31 PAID AIDE/HOUSEKEEPER/EMPLOYEE
- 32 ROOMMATE
- 33 EX-WIFE/EX-HUSBAND
- 34 BOYFRIEND/GIRLFRIEND
- 35 NEIGHBOR
- 36 FRIEND
- 37 SOMEONE/SERVICE AT THE PLACE SP LIVES/LIVED
- 38 CO-WORKER
- 39 MINISTER, PRIEST, OR OTHER CLERGY
- 40 PSYCHIATRIST, PSYCHOLOGIST, COUNSELOR, OR THERAPIST
- 91 OTHER RELATIVE
- 92 OTHER NONRELATIVE

PROGRAMMER INSTRUCTIONS:

For each roster selection/addition at SC3, set HELPSWITHEATING flag = 1 (yes).

BOX SC4

BOX SC4

NOT ON FILE

If DECEASED flag=1 (YES), go to SC7PRE.

Otherwise, go to SC4.

SC4

sc11eatslfoft

R11 SC4 HOW OFTEN EAT BY YOURSELF

DISPLAY INSTRUCTIONS:

DISPLAY "by {yourself/{himself/herself}} and without help" IN BOLD UNDERLINED TEXT

QUESTION TEXT:

SHOW CARD SC2

In the last month when {you/SP} ate, how often did {you/{he/she}} do this by {yourself/{himself/herself}} and without help? Would you say most times, sometimes, rarely, or never?

CODES

1	MOST TIMES	
2	SOMETIMES	
3	RARELY	
4	NEVER	BOX SC6
	REFUSED	BOX SC6
	DON'T KNOW	BOX SC6

SC5

sc11eatslfdif

R11 SC5 DIFFICULTY EATING BY SELF

DISPLAY INSTRUCTIONS:

If SC1 = 1 (used adapted utensils), display "when {you/SP} used adapted utensils,".

DISPLAY "by {yourself/{himself/herself}} and without help" IN BOLD UNDERLINED TEXT

QUESTION TEXT:

In the last month, {when {you/SP} used adapted utensils,} how much difficulty did {you/{he/she}} have eating by {yourself/{himself/herself}} and without help? Would you say none, a little, some, or a lot?

CODES

1	NONE	
2	A LITTLE	
3	SOME	
4	A LOT	
	REFUSED	
	DON'T KNOW	

BOX SC6

BOXSC6

NOT ON FILE

If SC3 = 2 (no help with eating) and SC5 = 1 (no difficulty eating), go to SC7PRE.

Otherwise, go to SC6.

SC6

sc11eatwout

R11 SC6 GO WOUT EAT BECSE NO HELP

DISPLAY INSTRUCTIONS:

If SC4 = 4 (never ate by self w/out help), display "no one was there to help"

Otherwise, display "it was too difficult to feed {yourself/{himself/herself}}".

QUESTION TEXT:

In the last month, did {you/SP} ever go without eating because {no one was there to help/it was too difficult to feed {yourself/{himself/herself}}}?

CODES

1	YES
2	NO
	REFUSED
	DON'T KNOW

SC7PRE**SC7PRE**

NOT ON FILE

DISPLAY INSTRUCTIONS:

If DECEASED flag = 1 (YES), display "SP got".
Otherwise, display "you get/SP gets".

Now I have a few questions about how {{you get/SP gets}/SP got} cleaned up.

PRESS 1 AND ENTER TO CONTINUE

SC7**sc11showrbat1**

R11 SC7 SP SHOWERED

sc11showrbat2

R11 SC7 SP TOOK BATHS IN A TUB

sc11showrbat3

R11 SC7 SP WASHED SOME OTHR WAY

DISPLAY INSTRUCTIONS:

If DECEASED flag = 1 (YES), display "of {his/her} life" and "{he/she} took".

Otherwise, display "you take/{he/she} takes".

QUESTION TEXT:

In the last month {of {his/her} life}, how did {you/SP} usually clean {yourself/himself/herself} up? By taking a shower, bathing in a tub, or washing up some other way?

IF NEEDED: Do not include whirlpool baths {you take/{he/she} takes}/{he/she} took} for therapy.

SELECT ALL THAT APPLY

CODES**Code All That Apply**

1	SHOWERED
2	TOOK BATHS IN A TUB
3	WASHED UP SOME OTHER WAY
	REFUSED
	DON'T KNOW

PROGRAMMER INSTRUCTIONS:

If SC7 = 1 (showered) and SC7 ≠ 2 (took baths) and SC7 ≠ 3 (washed up), set SHOWERING flag = 1 (yes).
If SC7 = 2 (took baths) and SC7 ≠ 1 (showered) and SC7 ≠ 3 (washed up), set TAKINGBATHS flag = 1 (yes).
If SC7 = 3 (washed up) and SC7 ≠ 1 (showered) and SC7 ≠ 2 (took baths), set WASHINGUP flag = 1 (yes).

BOX SC7A**BOX SC4A**

NOT ON FILE

If DECEASED flag = 1 (YES) and SC7 = 1 (SHOWERED), 2 (BATHS), or 3 (WASH OTHER WAY), go to SC7A.

Else if DECEASED flag <> 1 (YES) and more than one response to SC7, go to SC8.

Else if DECEASED flag <> 1 (YES) and only one response at SC7, go to BOX SC9.

Otherwise, if SC7 = RF or DK, go to SC16PRE.

SC7A**sc11bdevdec**

R11 SC7A USE BATH DEVICE IN LML

DISPLAY INSTRUCTIONS:

If SC7=1 display “showering”.

If SC7=2 display “bathing”.

If SC7=3 display “washing up”.

If more than one answer displayed, separate by “or”.

QUESTION TEXT:

In the last month of {his/her} life, did {SP} ever use grab bars or a shower or tub seat when {showering/bathing/washing up}?

IF NEEDED: A grab bar is designed to help you steady yourself. It may be attached to the wall or built into the shower or tub. A shower or tub seat is a chair, stool, or bench used in the shower or bathtub. Some seats are placed in the shower or tub, others are built in.

CODES

- | | |
|---|------------|
| 1 | YES |
| 2 | NO |
| | REFUSED |
| | DON'T KNOW |

SC8**sc11prfrshbth**

R11 SC8 PREFER SHOWR BATH OR OTHR

DISPLAY INSTRUCTIONS:

If SC7 = 1 (showered), display “showering” and response option 1.

If SC7 = 2 (took baths), display “taking baths” and response option 2.

If SC7 = 3 (washed up), display “washing up some other way” and response option 3.

Display “or” between methods of cleaning up.

QUESTION TEXT:

In the last month, which did {you/SP} do most often: {showering / taking baths / washing up some other way}?

CODES

- | | |
|---|---------------------------|
| 1 | SHOWERING |
| 2 | TAKING BATHS |
| 3 | WASHING UP SOME OTHER WAY |

PROGRAMMER INSTRUCTIONS:

If SC8 = 1 (showering), set SHOWERING flag = 1 (yes).

If SC8 = 2 (taking baths), set TAKINGBATHS flag = 1 (yes).

If SC8 = 3 (washing up), set WASHINGUP flag = 1 (yes).

BOX SC9**BOXSC9**

NOT ON FILE

If BATHGRABBAR = 1 (yes) and [SHOWERING flag = 1 (yes) or TAKINGBATHS flag = 1 (yes)], go to SC9.

Otherwise, go to BOX SC10.

SC9**sc11scusgrbrs**

R11 SC9 HOW OFTEN USE GRAB BARS

DISPLAY INSTRUCTIONS:

If SHOWERING flag = 1 (yes), display “showered”.

If TAKINGBATHS flag = 1 (yes), display “took a bath”.

QUESTION TEXT:

SHOW CARD SC3

In the last month, did {you/SP} use grab bars every time {you/{he/she}} {showered/ took a bath}, most times, sometimes, rarely, or never?

IF NEEDED: A grab bar is designed to help you steady yourself. It may be attached to the wall or built into the shower or tub. Do not include towel racks.

CODES

- 1 EVERY TIME
- 2 MOST TIMES
- 3 SOMETIMES
- 4 RARELY
- 5 NEVER
- REFUSED
- DON'T KNOW

BOX SC10

BOXSC10

NOT ON FILE

If BATHSEAT flag = 1 (yes) and [SHOWERING flag = 1 (yes) or TAKINGBATHS flag = 1 (yes)], go to SC10.

Otherwise, go to SC11.

SC10

sc11shtubseat

R11 SC10 OFTN USE SHOWR TUB SEAT

DISPLAY INSTRUCTIONS:

If SHOWERING flag = 1 (yes), display “showered”.

If TAKINGBATHS flag = 1 (yes), display “took a bath”.

QUESTION TEXT:

SHOW CARD SC3

In the last month, did {you/SP} use the shower or tub seat every time {you/{he/she}} {showered/ took a bath}, most times, sometimes, rarely, or never?

IF NEEDED: A shower or tub seat is a chair, stool, or bench used in the shower or bathtub. Some seats are placed in the shower or tub, others are built in.

CODES

- 1 EVERY TIME
- 2 MOST TIMES
- 3 SOMETIMES
- 4 RARELY
- 5 NEVER
- REFUSED
- DON'T KNOW

SC11

sc11bathhlp

R11 SC11 ANYN HLP SHOWR BATH OTHR

DISPLAY INSTRUCTIONS:

If SC7 = 1 (showered) or SHOWERING flag = 1 (YES), display “shower”.

If SC7 = 2 (took baths) or TAKINGBATHS flag = 1 (YES), display “take a bath”.

If SC7 = 3 (washed up) or WASHINGUP flag = 1 (YES), display “wash up”.

If more than one answer displayed, separate by “or”.

If FACILITY flag = 1 (YES), display “a staff person from the place where {you live/{he/she} {lives/lived}}”.
 If DECEASED flag = 1 (YES), display “of {his/her} life” and “lived”.
 Otherwise, display “lives”.

QUESTION TEXT:

In the last month {of {his/her} life}, did anyone ever help {you/SP} {shower/ take a bath/wash up}?

IF NEEDED: This includes family, friends, {a staff person from the place where {you live/{he/she} {lives/lived}}, or someone paid to help {you/{him/her}}.

CODES

- 1 YES
- 2 NO
- REFUSED
- DON'T KNOW

BOX SC11A

BOX SC11A

NOT ON FILE

If SC11=1 (YES), go to SC11a.
 Else if DECEASED flag=1 (YES), go to SC16PRE.
 Otherwise, go to SC13.

SC11A

op11bathhlp

R11 SC11A HELPS SP WITH BATHING

op11relatnshp

R11 RELASHIP TO SP UPDATE AND NEW

DISPLAY INSTRUCTIONS:

If SHOWERING flag = 1 (yes), display “shower”.
 If TAKINGBATHS flag = 1 (yes), display “take a bath”.
 If WASHINGUP flag = 1 (yes), display “wash up”.

Display HELPER RELATIONSHIP CODES.

Display PERSON ROSTER with FIRST NAME, LAST NAME, and RELATIONSHIP TO SP. Allow entry for FIRST NAME, LAST NAME, and RELATIONSHIP TO SP fields.

If FACILITY flag = 1 (YES) or RETIREMENTCOMMUNITY flag = 1 (YES), display SERVICE/SOMEONE FROM THE PLACE SP LIVES/DIED on the PERSON ROSTER.

Display "first" and "last" in underlined text.

QUESTION TEXT:

Who helped {you/SP} {shower/take a bath/wash up}?

PROBE: Anyone else?

SELECT ALL THAT APPLY

IF PERSON NAMED IS NOT ON THE ROSTER, PRESS CTRL/P TO ADD A PERSON.

SC11b. [What is (his/her) first name?] CONFIRM SPELLING
 SC11c. [What is (his/her) last name?] CONFIRM SPELLING
 SC11d. [What is (his/her) relationship to {you/SP}?] PRESS F1 FOR HELP SCREEN

CODES

- 2 SPOUSE/PARTNER
- 3 DAUGHTER

- 4 SON
- 5 DAUGHTER-IN-LAW
- 6 SON-IN-LAW
- 7 STEPDAUGHTER
- 8 STEPSON
- 9 SISTER
- 10 BROTHER
- 11 SISTER-IN-LAW
- 12 BROTHER-IN-LAW
- 13 MOTHER
- 14 STEPMOTHER
- 15 MOTHER-IN-LAW
- 16 FATHER
- 17 STEPFATHER
- 18 FATHER-IN-LAW
- 19 GRANDDAUGHTER
- 20 GRANDSON
- 21 NIECE
- 22 NEPHEW
- 23 AUNT
- 24 UNCLE
- 25 COUSIN
- 26 STEPDAUGHTER'S SON/DAUGHTER
- 27 STEPSON'S SON/DAUGHTER
- 28 DAUGHTER-IN-LAW'S SON/DAUGHTER
- 29 SON-IN-LAW'S SON/DAUGHTER
- 30 BOARDER/RENTER
- 31 PAID AIDE/HOUSEKEEPER/EMPLOYEE
- 32 ROOMMATE
- 33 EX-WIFE/EX-HUSBAND
- 34 BOYFRIEND/GIRLFRIEND
- 35 NEIGHBOR
- 36 FRIEND
- 37 SOMEONE/SERVICE AT THE PLACE SP LIVES/LIVED
- 38 CO-WORKER
- 39 MINISTER, PRIEST, OR OTHER CLERGY
- 40 PSYCHIATRIST, PSYCHOLOGIST, COUNSELOR, OR THERAPIST
- 91 OTHER RELATIVE
- 92 OTHER NONRELATIVE

PROGRAMMER INSTRUCTIONS:

For each roster selection/addition at SC11, set HELPSWITHBATHING flag = 1 (YES).

BOX SC12

BOX SC12

NOT ON FILE

If DECEASED flag = 1 (YES), go to SC16PRE.

Otherwise, go to SC12.

SC12

sc11bathoft

R11 SC12 HOW OFTEN BATHE YOURSELF

DISPLAY INSTRUCTIONS:

If SHOWERING flag = 1 (yes), display "showered".

If TAKINGBATHS flag = 1 (yes), display "took a bath".

If WASHINGUP flag = 1 (yes), display "washed up".

DISPLAY "by {yourself/{himself/herself}} and without help" IN BOLD UNDERLINED TEXT

QUESTION TEXT:

SHOW CARD SC2

In the last month, when {you/SP} {showered/ took a bath/ washed up}, how often did {you/{he/she}} do this by {yourself/{himself/herself}} and without help? Would you say most times, sometimes, rarely, or never?

CODES

1	MOST TIMES	
2	SOMETIMES	
3	RARELY	
4	NEVER	SC14
	REFUSED	SC14
	DON'T KNOW	SC14

SC13

sc11bathdif

R11 SC13 DIFF USING BARS OR SEATS

DISPLAY INSTRUCTIONS:

If SC9 = 1, 2, 3, or 4 (used bath grab bars every time, most times, sometimes, or rarely) or SC10 = 1, 2, 3, or 4 (used bath seat every time, most times, sometimes, or rarely), display "{when {you/SP} used {your/{his/her}}}"

If SC9 = 1, 2, 3, or 4 and SC10 = 1, 2, 3, or 4, display "grab bars or shower or tub seat".

Else if SC9 = 1, 2, 3, or 4, display "grab bars".

Else if SC10 = 1, 2, 3, or 4, display "shower or tub seat".

If SHOWERING flag = 1 (yes), display "showering".

If TAKINGBATHS flag = 1 (yes), display "taking a bath".

If WASHINGUP flag = 1 (yes), display "washing up".

If SC9 = 1, 2, 3, or 4, display "A grab bar is designed to help you steady yourself. It may be attached to the wall or built into the shower or tub. Do not include towel racks."

If SC10 = 1, 2, 3, or 4, display "A shower or tub seat includes a chair, stool, or bench used in the shower or bathtub. Some seats are placed in the shower or tub, others are built in."

DISPLAY "by {yourself/{himself/herself}} and without help" IN BOLD UNDERLINED TEXT

QUESTION TEXT:

In the last month, {when {you/SP} used {your/{his/her}}}{grab bars/shower or tub seat/grab bars or shower or tub seat} how much difficulty did {you/{he/she}} have {showering/ taking a bath/ washing up} by {yourself/{himself/herself}} and without help? Would you say none, a little, some, or a lot?

IF NEEDED: {A grab bar is designed to help you steady yourself. It may be attached to the wall or built into the shower or tub. Do not include towel racks.} {A shower or tub seat includes a chair, stool, or bench used in the shower or bathtub. Some seats are placed in the shower or tub, others are built in.}

CODES

1	NONE
2	A LITTLE
3	SOME
4	A LOT

REFUSED
DON'T KNOW

SC14**sc11bathyrgo**

R11 SC14 BATHE MRE OFT THN YR AGO

DISPLAY INSTRUCTIONS:

If SHOWERING flag = 1 (yes), display “shower”.
If TAKINGBATHS flag = 1 (yes), display “take baths”.
If WASHINGUP flag = 1 (yes), display “wash up”.

DISPLAY "a year ago" IN BOLD UNDERLINED TEXT

QUESTION TEXT:

Compared to a year ago, {do you/does SP} now {shower/ take baths/ wash up} more often, less often, or about the same?

CODES

1	MORE OFTEN
2	LESS OFTEN
3	SAME
	REFUSED
	DON'T KNOW

BOX SC15**BOXSC15**

NOT ON FILE

If SC11 = 2 (no help cleaning up) and SC13 = 1 (no difficulty cleaning up), go to SC16PRE.

Otherwise go to SC15.

SC15**sc11bathwout**

R11 SC15 EVER GO WITHOUT WASHING

DISPLAY INSTRUCTIONS:

If SC12 = 4 (never cleaned up by self), display “no one was there to help”.
Otherwise, display “it was too difficult to do that by {yourself/{himself/herself}}”.

If SHOWERING flag = 1 (yes), display “showering”.
If TAKINGBATHS flag = 1 (yes), display “taking a bath”.
If WASHINGUP flag = 1 (yes), display “washing up”.

QUESTION TEXT:

In the last month, did {you/SP} ever go without {showering/ taking a bath/ washing up} because {no one was there to help /it was too difficult to do that by {yourself/{himself/herself}}}?

CODES

1	YES
2	NO
	REFUSED
	DON'T KNOW

SC16PRE**SC16PRE**

NOT ON FILE

QUESTION TEXT:

Now I have a few questions about using the toilet.

IF NEEDED: These questions may seem a bit personal, but they are very important for research on aging and health trends.

PRESS 1 AND ENTER TO CONTINUE

SC16**sc11usvartoi1**

R11 SC16 SP USED PORTABLE COMMODE

sc11usvartoi2

R11 SC16 SP USED PADS UNDERGMT

sc11usvartoi3

R11 SC16 USED GRABBARS FR TOILET

sc11usvartoi4

R11 SC16 USED RAISED TOILET SEAT

DISPLAY INSTRUCTIONS:

Use "Same Question Stem" display

DISPLAY "In the last month" IN BOLD UNDERLINED TEXT

If at SC16a, do not display question text in brackets.
Otherwise, display question text in brackets.

For SC16a, if IS3 = 1 (SP is male), display “, portable urinal”.
For SC16d, if IS3 = 1 (SP is male), display “, portable urinals”.

If TOILETGRABBAR flag = 1 (yes) or DECEASED flag=1 (YES), display variable text {c}.
If RAISEDTOILET flag = 1 (yes) or DECEASED flag=1 (YES), display variable text {d}.

If DECEASED flag = 1 (YES), display “of {his/her} life” and “did SP ever use”.
Otherwise, display “{have you/has SP} ever used”.

QUESTION TEXT:

{[]In the last month {of {his/her} life}, {{have you/has SP} ever used}}{did SP ever use}{[]}

{variable text [a-d]}

RESPONSE [1] a. a portable commode { portable urinal,} or bedpan?

RESPONSE [2] b. disposable pads or undergarments to help prevent accidentally wetting or soiling
{your/{his/her}} clothes?

{RESPONSE [3] c. grab bars around the toilet?

IF NEEDED: A grab bar is designed to help you steady yourself. It may be attached to the wall or part of a
frame that goes over the toilet. Do not include towel racks.}

{RESPONSE [4] d. a raised toilet or raised toilet seat?

IF NEEDED: This includes a toilet seat that is elevated higher than usual, either because the toilet or the
seat is raised, or a seat with arms that fits over the toilet. Do not include portable commodes {portable
urinals,} or bedpans.}

CODES

1	YES
2	NO
	REFUSED
	DON'T KNOW

PROGRAMMER INSTRUCTIONS:

Array the responses and variable text columns in the panel.

Display 'variable text' in the a-d sequence until all rows have been displayed.

SC17**sc11toilhlp**

R11 SC17 ANYON HLP YOU USE TOILET

DISPLAY INSTRUCTIONS:

If FACILITY flag = 1 (YES), display “a staff person from the place where {you live/{he/she} {lives/lived}}”.

If DECEASED flag = 1 (YES), display “of {his/her} life” and “lived”.
Otherwise, display “lives”.

QUESTION TEXT:

In the last month {of {his/her} life}, did anyone ever help {you/SP} use the toilet?
IF NEEDED: This includes family, friends, {a staff person from the place where {you live/{he/she} {lives/lived}},} or someone paid to help {you/{him/her}}.

CODES

- 1 YES
- 2 NO
- REFUSED
- DON'T KNOW

BOX SC17A

BOX SC171

NOT ON FILE

If SC17 = 1 (YES), go to SC17A.
Else if DECEASED flag = 1 (YES), go to SC21PRE.
Otherwise, go to SC19.

SC17A

Op11toilhp

R11 SC17A HELPS SP WITH TOILETING

op11relatnshp

R11 RELASHIP TO SP UPDATE AND NEW

DISPLAY INSTRUCTIONS:

Display HELPER RELATIONSHIP CODES.

Display PERSON ENTRY with FIRST NAME, LAST NAME, and RELATIONSHIP TO SP. Allow entry for FIRST NAME, LAST NAME, and RELATIONSHIP TO SP fields.

If FACILITY flag = 1 (YES) or RETIREMENTCOMMUNITY flag = 1 (YES), display SERVICE/SOMEONE FROM THE PLACE SP LIVES/DIED on the PERSON ROSTER.

Display "first" and "last" in underlined text

QUESTION TEXT:

Who helped {you/SP} use the toilet?
PROBE: Anyone else?
SELECT ALL THAT APPLY
IF PERSON NAMED IS NOT ON THE ROSTER, PRESS CTRL/P TO ADD A PERSON.
SC17b. [What is (his/her) first name?] CONFIRM SPELLING
SC17c. [What is (his/her) last name?] CONFIRM SPELLING
SC17d. [What is (his/her) relationship to {you/SP}?] [PRESS F1 FOR HELP SCREEN]

CODES

- 2 SPOUSE/PARTNER
- 3 DAUGHTER
- 4 SON
- 5 DAUGHTER-IN-LAW
- 6 SON-IN-LAW
- 7 STEPDAUGHTER
- 8 STEPSON

- 9 SISTER
- 10 BROTHER
- 11 SISTER-IN-LAW
- 12 BROTHER-IN-LAW
- 13 MOTHER
- 14 STEPMOTHER
- 15 MOTHER-IN-LAW
- 16 FATHER
- 17 STEPFATHER
- 18 FATHER-IN-LAW
- 19 GRANDDAUGHTER
- 20 GRANDSON
- 21 NIECE
- 22 NEPHEW
- 23 AUNT
- 24 UNCLE
- 25 COUSIN
- 26 STEPDAUGHTER'S SON/DAUGHTER
- 27 STEPSON'S SON/DAUGHTER
- 28 DAUGHTER-IN-LAW'S SON/DAUGHTER
- 29 SON-IN-LAW'S SON/DAUGHTER
- 30 BOARDER/RENTER
- 31 PAID AIDE/HOUSEKEEPER/EMPLOYEE
- 32 ROOMMATE
- 33 EX-WIFE/EX-HUSBAND
- 34 BOYFRIEND/GIRLFRIEND
- 35 NEIGHBOR
- 36 FRIEND
- 37 SOMEONE/SERVICE AT THE PLACE SP LIVES/LIVED
- 38 CO-WORKER
- 39 MINISTER, PRIEST, OR OTHER CLERGY
- 40 PSYCHIATRIST, PSYCHOLOGIST, COUNSELOR, OR THERAPIST
- 91 OTHER RELATIVE
- 92 OTHER NONRELATIVE

PROGRAMMER INSTRUCTIONS:

For each roster selection/addition at SC17, set HELPSWITHTOILETING flag = 1 (YES).

BOX SC18

BOX SC18

NOT ON FILE

If DECEASED flag = 1 (YES), go to SC21PRE

Otherwise, go to SC18.

SC18

sc11toiloft

R11 SC18 OFTEN USE TOILET BY SELF

DISPLAY INSTRUCTIONS:

DISPLAY "by {yourself/{himself/herself}} and without help" IN BOLD UNDERLINED TEXT

QUESTION TEXT:

SHOW CARD SC2

In the last month, when {you/SP} used the toilet, how often did {you/{he/she}} do this by {yourself/{himself/herself}} and without help? Would you say most times, sometimes, rarely, or never?

CODES

1	MOST TIMES	
2	SOMETIMES	
3	RARELY	
4	NEVER	SC20
	REFUSED	SC20
	DON'T KNOW	SC20

SC19**sc11toildif**

R11 SC19 DIFFICULTY TOILETING SELF

DISPLAY INSTRUCTIONS:

If SC16c = 1 (used toilet grab bars) or SC16d = 1 (used raised toilet), display “when {you/SP} used the {grab bars/raised toilet or raised toilet seat/grab bars or raised toilet or raised toilet seat},”.

If SC16c = 1 (used toilet grab bars) and SC16d = 1 (used raised toilet), display “grab bars or raised toilet or raised toilet seat”

Else if SC16c = 1 (used toilet grab bars), display “grab bars”.

Else if SC16d = 1 (used raised toilet), display “raised toilet or raised toilet seat”.

DISPLAY "by {yourself/{himself/herself}} and without help" IN BOLD UNDERLINED TEXT

QUESTION TEXT:

In the last month, {when {you/SP} used the} {grab bars/raised toilet or raised toilet seat/grab bars or raised toilet or raised toilet seat},} how much difficulty did {you/{he/she}} have using the toilet by {yourself/{himself/herself}} and without help? Would you say none, a little, some, or a lot?

CODES

1	NONE
2	A LITTLE
3	SOME
4	A LOT
	REFUSED
	DON'T KNOW

BOX SC20**BOXSC20**

NOT ON FILE

If SC17 = 2 (no help) and SC19 = 1 (no difficulty), go to SC21PRE.

Otherwise go to SC20.

SC20**sc11toilwout**

R11 SC20 ACCIDENT WET SOIL CLTHES

DISPLAY INSTRUCTIONS:

If SC18= 4 (never used toilet by self), display “no one was there to help {you/{him/her}} get to or use the toilet”.

Otherwise, display “it was too difficult to get to or use the toilet by {yourself/{himself/herself}}”.

QUESTION TEXT:

In the last month, did {you/SP} ever accidentally wet or soil {your/{his/her}} clothes because {no one was there to help {you/{him/her}} get to or use the toilet/it was too difficult to get to or use the toilet by {yourself/{himself/herself}}}?

CODES

1	YES
2	NO
	REFUSED
	DON'T KNOW

SC21PRE**SC21PRE**

NOT ON FILE

DISPLAY INSTRUCTIONS:

If DECEASED flag = 1 (YES), display “a person”.

Otherwise, display “{you/SP}”.

QUESTION TEXT:

The next few questions are about getting dressed. By getting dressed we mean changing out of the clothes {{you/SP}/a person} slept in.

PRESS 1 AND ENTER TO CONTINUE

SC21**sc11dresoft**

R11 SC21 OFTEN YOU GET DRESSED

DISPLAY INSTRUCTIONS:

If DECEASED flag = 1 (YES), display “of {his/her} life”.

QUESTION TEXT:

SHOW CARD SC4

In the last month {of {his/her} life}, did {you/SP} get dressed every day, most days, some days, rarely, or never?

CODES

1	EVERY DAY (7 DAYS A WEEK)
2	MOST DAYS (5-6 DAYS A WEEK)
3	SOME DAYS (2-5 DAYS A WEEK)
4	RARELY (ONCE A WEEK OR LESS)
5	NEVER
	REFUSED
	DON'T KNOW

BOX SC22**BOX SC22**

NOT ON FILE

If SC21=1, 2, 3 or 4, go to SC22.

Else if DECEASED flag = 1 (YES), go to Section DS – Duration of Self Care Activities

Otherwise, go to Box SC27.

SC22**sc11dresdev**

R11 SC22 USE SPECL ITEMS TO DRESS

DISPLAY INSTRUCTIONS:

If DECEASED flag = 1 (YES), display “of {his/her} life”.

QUESTION TEXT:

In the last month {of {his/her} life}, did {you/SP} use any special items to get dressed, such as a button hook, reacher or grabber, or clothes that are designed to get on and off easily?

CODES

- 1 YES
- 2 NO
REFUSED
DON'T KNOW

SC23

sc11dreshlp

R11 SC23 ANYONE HELP GET DRESSED

DISPLAY INSTRUCTIONS:

If IS3 = 2 (SP is female), display “or bra”.

DISPLAY "In the last month" IN BOLD UNDERLINED TEXT

If FACILITY flag = 1 (YES), display “a staff person from the place where {you live/{he/she} {lives/lived},”.
If DECEASED flag = 1 (YES), display “of {his/her} life” and “lived”.
Otherwise, display “lives”.

QUESTION TEXT:

In the last month {of {his/her} life}, did anyone ever help {you/SP} get dressed, for instance, by getting clothing over {your/{his/her}} head, helping with clothing behind {your/{his/her}} back like a belt {or bra}, or helping {you/{him/her}} put on socks or shoes?

IF NEEDED: This includes family, friends, {a staff person from the place where {{you live/{he/she} {lives/lived}},} or someone paid to help {you/{him/her}}.

CODES

- 1 YES
- 2 NO
REFUSED
DON'T KNOW

BOX SC23A

BOX SC23A

NOT ON FILE

If SC23 = 1 (YES), go to SC23A.

Else if DECEASED flag = 1 (YES), go to Section DS – Duration of Self Care Activities.

Otherwise, go to SC25.

SC23A

op11dreshlp

R11 SC23A HELPS SP WITH DRESSING

op11relatnshp

R11 RELASHIP TO SP UPDATE AND NEW

DISPLAY INSTRUCTIONS:

Display HELPER RELATIONSHIP CODES.

Display PERSON ROSTER with FIRST NAME, LAST NAME, and RELATIONSHIP TO SP. Allow entry for FIRST NAME, LAST NAME, and RELATIONSHIP TO SP fields.

If FACILITY flag = 1 (YES) or RETIREMENTCOMMUNITY flag = 1 (YES), display SERVICE/SOMEONE FROM THE PLACE SP LIVES/DIED on the PERSON ROSTER.

Display "first" and "last" in bold underlined text.

QUESTION TEXT:

Who helped {you/SP} get dressed?

PROBE: Anyone else?

SELECT ALL THAT APPLY

IF PERSON NAMED IS NOT ON THE ROSTER, PRESS CTRL/P TO ADD A PERSON.

SC23b. [What is (his/her) first name?] CONFIRM SPELLING

SC23c. [What is (his/her) last name?] CONFIRM SPELLING

SC23d. [What is (his/her) relationship to {you/SP}?] PRESS F1 FOR HELP SCREEN

CODES

2	SPOUSE/PARTNER
3	DAUGHTER
4	SON
5	DAUGHTER-IN-LAW
6	SON-IN-LAW
7	STEPDAUGHTER
8	STEPSON
9	SISTER
10	BROTHER
11	SISTER-IN-LAW
12	BROTHER-IN-LAW
13	MOTHER
14	STEPMOTHER
15	MOTHER-IN-LAW
16	FATHER
17	STEPFATHER
18	FATHER-IN-LAW
19	GRANDDAUGHTER
20	GRANDSON
21	NIECE
22	NEPHEW
23	AUNT
24	UNCLE
25	COUSIN
26	STEPDAUGHTER'S SON/DAUGHTER
27	STEPSON'S SON/DAUGHTER
28	DAUGHTER-IN-LAW'S SON/DAUGHTER
29	SON-IN-LAW'S SON/DAUGHTER
30	BOARDER/RENTER
31	PAID AIDE/HOUSEKEEPER/EMPLOYEE
32	ROOMMATE
33	EX-WIFE/EX-HUSBAND
34	BOYFRIEND/GIRLFRIEND
35	NEIGHBOR
36	FRIEND
37	SOMEONE/SERVICE AT THE PLACE SP LIVES/LIVED
38	CO-WORKER
39	MINISTER, PRIEST, OR OTHER CLERGY
40	PSYCHIATRIST, PSYCHOLOGIST, COUNSELOR, OR THERAPIST
91	OTHER RELATIVE
92	OTHER NONRELATIVE

PROGRAMMER INSTRUCTIONS:

For each roster selection/addition at SC23, set HELPSWITHDRESSING flag = 1 (YES).

BOX SC24

BOX SC24

NOT ON FILE

If DECEASED flag = 1 (YES), go to Section DS – Duration of Self-Care Activities.

Otherwise, go to SC24.

SC24**sc11dresslf**

R11 SC24 OFTEN YOU DRESS YOURSELF

DISPLAY INSTRUCTIONS:

DISPLAY "by {yourself/{himself/herself}} and without help" IN BOLD UNDERLINED TEXT

QUESTION TEXT:

SHOW CARD SC2

In the last month, when {you/SP} got dressed, how often did {you/{he/she}} do this by {yourself/{himself/herself}} and without help? Would you say most times, sometimes, rarely, or never?

CODES

1	MOST TIMES	
2	SOMETIMES	
3	RARELY	
4	NEVER	SC26
	REFUSED	SC26
	DON'T KNOW	SC26

SC25**sc11dresdif**

R11 SC25 DIF WHN US SP ITMS YRSLF

DISPLAY INSTRUCTIONS:

If SC22 = 1 (yes, used special items), display "when {you/SP} used special items to help {you/{him/her}} get dressed,".

DISPLAY "by {yourself/{himself/herself}} and without help" IN BOLD UNDERLINED TEXT

QUESTION TEXT:

In the last month, {when {you/SP} used special items to help {you/{him/her}} get dressed,} how much difficulty did {you/{he/she}} have getting dressed by {yourself/{himself/herself}} and without help? Would you say none, a little, some, or a lot?

CODES

1	NONE
2	A LITTLE
3	SOME
4	A LOT
	REFUSED
	DON'T KNOW

SC26**sc11dresyrgo**

R11 SC26 HOW OFTN YOU GET DRESSED

DISPLAY INSTRUCTIONS:

DISPLAY "a year ago" IN BOLD UNDERLINED TEXT

QUESTION TEXT:

Compared to a year ago, {do you/does SP} now get dressed more often, less often, or about the same?

CODES

1 MORE OFTEN
 2 LESS OFTEN
 3 SAME
 REFUSED
 DON'T KNOW

BOX SC27**BOXSC27**

NOT ON FILE

If SC23 = 2 (did not get help) and SC25 = 1 (no difficulty), go to Section DS – Duration of Self Care Accommodations.

Otherwise go to SC27.

SC27**sc11dreswout**

R11 SC27 GO WITHOUT GTTNG DRESSED

DISPLAY INSTRUCTIONS:

If SC24 = 4 (never dressed by self), display “there was no one there to help”.

Otherwise, display “it was too difficult to dress by {yourself/{himself/herself}}”.

QUESTION TEXT:

In the last month, did {you/SP} ever go without getting dressed because {there was no one there to help /it was too difficult to dress by {yourself/{himself/herself}}?

CODES

1 YES
 2 NO
 REFUSED
 DON'T KNOW

PROGRAMMER INSTRUCTIONS:

Go to Section DS – Duration of Self Care Accommodations

Derived Variables from Items in SC Section

sc11deatdevi	R11 D USES DEVICES WHILE EATING
sc11deathelp	R11 D HAS HELP EATING
sc11deatsfdf	R11 D DIFF EATING BY SELF WO HELP
sc11dbathdevi	R11 D USES DEVICES WHILE BATHING
sc11dbathhelp	R11 D HAS HELP WHILE BATHING
sc11dbathsfdf	R11 D DIFF BATHING SELF NO HELP
sc11dtoildevi	R11 D USES DEVICES WHILE TOILETING
sc11dtoilhelp	R11 D HAS HELP WHILE TOILETING
sc11dtoilsfdf	R11 D DIFF LEVEL TOILETING SELF

sc11ddresdevi	R11 D USES DEVICES WHILE DRESSING
sc11ddreshelp	R11 D HAS HELP WHILE DRESSING
sc11dressfdf	R11 D DIFF LEVEL DRESSING SELF

Flag variables set in SC Section	
f11showering	R11 F SC SP USES SHOWER
f11takingbth	R11 F SC SP TAKES BATHS
f11washingup	R11 F SC SP WASHES OTHER WAY

NHATS Round 11

Section DS [DURATION OF SELF CARE ACCOMMODATIONS]

Sequence: 24

BOX DS1

BOX DS1

NOT ON FILE

If DECEASED flag = 1 (YES) and (LAST INT Status = 64 or 61), go to Section PA Participation.
Else if (LAST INT Status=64), go to Section MC – Medical Care Activities.

Else if DECEASED flag=1 (YES) and [Combined MONTH OF DEATH and YEAR OF DEATH = Combined LAST INT interview month and LAST INT interview year or the month after the LAST INT interview month and LAST INT interview year (LAST INT interview month+1) or Month of Death=DK or RF], go to Section PA – Participation.

Else if [LAST INT SC3, SC11, SC17, and SC23 <> 1 (YES)] and [CURRENT INT SC3, SC11, SC17, or SC23 = 1 (YES)], go to DS3C.

Else if [LAST INT SC3, SC11, SC17, or SC23 = 1 (YES)] and [CURRENT INT SC3, SC11, SC17, and SC23 <> 1 (YES)], go to DS3D.

Else if [LAST INT SC3, SC11, SC17, or SC23 = 1 (YES)] and [CURRENT INT SC3, SC11, SC17 or SC23 = 1 (YES)], go to DS3E.

Otherwise, go to DS1.

DS1

ds11gethlp eat

R11 DS1 GET HELP WITH EATING, ETC

DISPLAY INSTRUCTIONS:

If DECEASED flag = 1 (YES), display "Between {LAST INT MONTH AND YEAR} and {MONTH AND YEAR SP DIED}"

Otherwise, display "Since {LAST INT MONTH AND YEAR}".

QUESTION TEXT:

{Between {LAST INT MONTH AND YEAR} and {MONTH AND YEAR SP DIED}}/Since {LAST INT MONTH AND YEAR}}, did {you/SP} ever get help with eating, getting cleaned up, using the toilet, or getting dressed?

CODES

1	YES	
2	NO	BOX DS4
	REFUSED	BOX DS4
	DON'T KNOW	BOX DS4

DS3C

ds11helpstmo

R11 DS3C MONTH SELF CARE HLP START

DISPLAY INSTRUCTIONS:

If DECEASED flag = 1 (YES), display "of {his/her} life".

If DS1 = 1 (YES), do not display first sentence and display "any of these activities".

Otherwise, display question intro according to the following instructions:

If CURRENT INT SC3 = 1 (YES), display "eating".

If CURRENT INT SC11 = 1 (YES), display "getting cleaned up".

If CURRENT INT SC17 = 1 (YES), display "using the toilet".

If CURRENT INT SC23 = 1 (YES), display "getting dressed".

If more than one activity displayed, display "and" between each one and "any of these activities".

Otherwise, if only one activity displayed, display "that".

Display "first" in bold and underlined text.

Display "MONTH" in underlined text.

QUESTION TEXT:

{In the last month {of {his/her} life}, {you/SP} got help with {eating} {getting cleaned up} {using the toilet} {getting dressed}, and in {LAST INT MONTH AND YEAR}, {you were/SP was} not getting this help.}

In what month and year since {LAST INT MONTH AND YEAR}, did {you/SP} first get help with {that/any of these activities}?

ENTER MONTH

IF LAST INTERVIEW INFORMATION INCORRECT, ENTER 90

ENTER NUMBER

Range	1 to 12
REFUSED	BOX DS4
DON'T KNOW	BOX DS3D

PROGRAMMER INSTRUCTIONS:

Hard range: 1-12 and 90

If DS3c=90, go to BOX DS4

DS3C1 **ds11helpstyr** R11 DS3C1 YEAR SELF CARE HELP STARTED

DISPLAY INSTRUCTIONS:

Display "4-DIGIT YEAR" in underlined text.

QUESTION TEXT:

In what month and year since {LAST INT MONTH AND YEAR}, did {you/SP} first get help with {that/any of these activities}?

ENTER 4-DIGIT YEAR

ENTER NUMBER

REFUSED
DON'T KNOW

PROGRAMMER INSTRUCTIONS:

Soft Range: CURRENT YEAR -1 to CURRENT YEAR

Hard Range: R1 INT YEAR to CURRENT YEAR

Combined month and year cannot be before date of last interview. If date is before date of last interview, display error message #15.

BOX DS3D **BOX DS3D** NOT ON FILE

If [LAST INT SC3, SC11, SC17, and SC23 <> 1 (YES)] and [CURRENT INT SC3, SC11, SC17, or SC23 = 1 (YES)] go to BOX DS4.

Otherwise, go to DS3D.

DS3D **ds11helpendmo** R11 DS3D MONTH SELF CARE HELP ENDED

DISPLAY INSTRUCTIONS:

If DECEASED flag = 1 (YES), display "of {his/her} life".

If DS1 = 1 (YES), do not display first sentence and display "any of these activities".

Otherwise display question intro according to the following instructions:

If LAST INT SC3 = 1 (YES), display "eating".

IF LAST INT SC11 = 1 (YES), display "getting cleaned up". IF LAST INT SC17 = 1 (YES), display "using the toilet".

If LAST INT SC23 = 1 (YES), display "getting dressed".

If more than one activity displayed, display "and" between each one and "any of these activities". Otherwise if only one activity displayed, display "that".

Display "last" in the phrase "last get help" in bold underlined text.

Display "MONTH" in underlined text.

QUESTION TEXT:

{In {LAST INT MONTH AND YEAR}, {you/SP} got help with {eating}{getting cleaned up}{using the toilet}{getting dressed} and in the last month {of {his/her} life}, {you were/{he/she} was} not getting this help.}

In what month and year since {LAST INT MONTH AND YEAR}, did {you/SP} last get help with {that/any of these activities}?

ENTER MONTH

IF LAST INTERVIEW INFORMATION IS INCORRECT, ENTER 90

ENTER NUMBER

Range	1 to 12
REFUSED	BOX DS4
DON'T KNOW	BOX DS4

PROGRAMMER INSTRUCTIONS:

Hard range: 1-12 and 90

If DS3D=90, go to BOX DS4

DS3D1

ds11helpendyr

R11 DS3D1 YEAR SELF CARE HELP ENDED

QUESTION TEXT:

In what month and year since {LAST INT MONTH AND YEAR}, did {you/SP} last get help with {that/any of these activities}?

ENTER 4-DIGIT YEAR

ENTER NUMBER

REFUSED
DON'T KNOW

PROGRAMMER INSTRUCTIONS:

Soft Range: CURRENT YEAR -1 to CURRENT YEAR

Hard Range: R1 INT YEAR to CURRENT YEAR

Combined month and year cannot be before date of last interview. If date is before date of last interview, display error message #15.

Go to BOX DS4.

DS3E**ds11nohelp**

R11 DS3E NO SELF CARE HELP MTH PLUS

DISPLAY INSTRUCTIONS:

If DECEASED flag = 1 (YES), display "of {his/her} life" and "Between {LAST INT MONTH AND YEAR} and {MONTH AND YEAR DIED}".
Otherwise, display "Since {LAST INT MONTH AND YEAR}".

Display question intro according to the following instructions: If CURRENT INT SC3 = 1 (YES), display "eating".
If CURRENT INT SC11 = 1 (YES), display "getting cleaned up".
If CURRENT INT SC17 = 1 (YES), display "using the toilet". If CURRENT INT SC23 = 1 (YES), display "getting dressed".

If more than one activity displayed, display "and" between each one.

QUESTION TEXT:

In the last month {of {his/her} life}, {you/SP} got help with {eating} {getting cleaned up} {using the toilet} {getting dressed}, and in {LAST INT MONTH AND YEAR} {you were/{he/she} was} also getting help like this.

{Between {LAST INT MONTH AND YEAR} and {MONTH AND YEAR DIED}}/Since {LAST INT MONTH AND YEAR}}, did {you/{he/she}} go without help like this for a month or more?

CODES

1	YES	
2	NO	BOX DS4
90	LAST INTERVIEW INFORMATION INCORRECT	BOX DS4
	REFUSED	BOX DS4
	DON'T KNOW	BOX DS4

DS3F**ds11nohelpmos**

R11 DS3F MONTHS OF NO SELF CARE HELP

QUESTION TEXT:

For about how many months altogether did {you/SP} go without help like this?

ENTER NUMBER

Range	1 to 24
REFUSED	
DON'T KNOW	

BOX DS4**BOX DS4**

NOT ON FILE

If DECEASED flag = 1 (YES) and NOTALERT flag = 1 (YES), go to Section CL - Closing.

Else if DECEASED flag = 1 (YES), go to Section PA - Participation.

Otherwise, go to Section MC - Medical Care Activities.

Derived Variables from Items in DS Section	
---	--

ds11dschlp	R11 D MONTHS OF SELF CARE HELP
ds11dschlpr	R11 D SELF CARE HELP GROUP
ds11flag	R11 D SPECIAL CASES DS SECTION ROUTE

NHATS Round 11

Section MC [MEDICAL CARE ACTIVITIES]

Sequence: 25

MC1PRE

MC1PRE

NOT ON FILE

QUESTION TEXT:

The next few questions are about medicines that {you take/SP takes} that are prescribed by a doctor.

PRESS 1 AND ENTER TO CONTINUE

MC1

mc11meds

R11 MC1 IN MNTH TKE MEDS PRESCRBD

DISPLAY INSTRUCTIONS:

DISPLAY "in the last month" IN BOD UNDERLINED TEXT

QUESTION TEXT:

In the last month, did {you/SP} take any medicines prescribed by a doctor?

CODES

1	YES	
2	NO	GO MC10PRE
	REFUSED	GO MC10PRE
	DON'T KNOW	GO MC10PRE

MC2

mc11medstrk

R11 MC2 KEEP TRCK PRESCRIBED MEDS

DISPLAY INSTRUCTIONS:

If PROXY flag is null, display "1a".
If PROXY flag = 1 (yes), display "1b".

DISPLAY "last month" IN BOLD UNDERLINED TEXT

QUESTION TEXT:

SHOW CARD {1a/1b}

Next we'd like to know more about how {you keep/SP keeps} track of {your/{his/her}} prescribed medicines. By keeping track, we mean making sure {you take/{he/she} takes} the correct amount at the right time.

Which answer best describes how {you/SP} did that in the last month? Did {you/{he/she}} always do this by {yourself/{himself/herself}}, always do it together with someone else, did someone else always do it for {you/{him/her}}, or did it vary?

CODES

1	ALWAYS DID IT BY SELF	MC3
2	ALWAYS DID IT TOGETHER WITH SOMEONE ELSE	MC3
3	SOMEONE ELSE ALWAYS DID IT	MC5A
4	IT VARIED (MORE THAN ONE WAY)	
5	NOT DONE IN LAST MONTH	MC6
	REFUSED	MC7
	DON'T KNOW	MC7

MC2A

mc11medsslfl

R11 MC2A LAST MNTH KEEP TRACK SLF

DISPLAY INSTRUCTIONS:

DISPLAY “by {yourself/{himself/herself}}” IN BOLD UNDERLINED TEXT

QUESTION TEXT:

In the last month, did {you/SP} ever keep track of {your/{his/her}} prescribed medicines by {yourself/{himself/herself}}?

CODES

- 1 YES
- 2 NO
- REFUSED
- DON'T KNOW

MC3

mc11whrgtmed1

R11 MC3 SP GOT MEDS LOCAL STORE

mc11whrgtmed3

R11 MC3 SP GOT MEDS BY MAIL

mc11whrgtmed3

R11 MC3 SP GOT MEDS HC PRVD HSP

mc11whrgtmed4

R11 MC3 SP GOT MEDS OTHR SPECIFY

DISPLAY INSTRUCTIONS:

Display “local” IN BOLD UNDERLINED TEXT

QUESTION TEXT:

Where did {you/SP} get the medicines that {you/{he/she}} took in the last month? Did {you/{he/she}} get any of these from a local store or pharmacy, by mail, or somewhere else?

SELECT ALL THAT APPLY

CODES

- 1 LOCAL STORE OR PHARMACY BOX MC3B
- 2 BY MAIL BOX MC3B
- 3 HEALTH CARE PROVIDER/HOSPITAL BOX MC3B
- 91 SOMEWHERE ELSE (SPECIFY)
- REFUSED MC4
- DON'T KNOW MC4

PROGRAMMERS INSTRUCTIONS:

If 92 (SOMEWHERE ELSE) is selected with any other response, go to MC3A.

MC3A

MC3A

NOT ON FILE

QUESTION TEXT:

SPECIFY PLACE {SP} GOT PRESCRIBED MEDICINES IN THE LAST MONTH

ENTER TEXT

Length

50

BOX MC3B

BOX MC3B

NOT ON FILE

If MC3 = 1 (LOCAL STORE OR PHARMACY), go to MC3B.
Otherwise, go to MC4.

MC3B	mc11howpkupm1	R11 MC3B SP PICKD UP MEDS BY SELF
	mc11howpkupm2	R11 MC3B SP HAD MEDS DELIVERED
	mc11howpkupm3	R11 MC3B SMEON ELSE PICKD UP MEDS

QUESTION TEXT:

Thinking of these prescribed medicines that {you/SP} took in the last month and got from a local store or pharmacy, did {you/{he/she}} pick them up {yourself/{himself/herself}}, have them delivered, or did someone else pick them up for {you/{him/her}}?

SELECT ALL THAT APPLY

CODES	Code All That Apply
1	PICKED THEM UP BY SELF
2	HAD THEM DELIVERED
3	HAD SOMEONE ELSE PICK THEM UP
	REFUSED
	DON'T KNOW

MC4	mc11medsrem	R11 MC4 USE REMNDERS TO KEEP TRCK
------------	--------------------	-----------------------------------

DISPLAY INSTRUCTIONS:

Display "In the last month" IN BOLD UNDERLINED TEXT

QUESTION TEXT:

SHOW CARD MC2

In the last month, when {you/SP} kept track of {your/{his/her}} medicines, how often did {you/{he/she}} use reminders such as a pill organizer, box, dispenser, or calendar? Would you say every time, most times, sometimes, rarely, or never?

CODES	
1	EVERY TIME
2	MOST TIMES
3	SOMETIMES
4	RARELY
5	NEVER
	REFUSED
	DON'T KNOW

BOX MC5A	BOX MC5A	NOT ON FILE
-----------------	-----------------	-------------

If MC2 = 1 (always did by self), DK or RF, go MC7.
Otherwise, go to MC5A.

MC5A	op11medshp	R11 MC5A HELPS SP WITH MEDICINES
	op11relatnshp	R11 RELASHIP TO SP UPDATE AND NEW

DISPLAY INSTRUCTIONS:

Display HELPER RELATIONSHIP CODES.

Display PERSON ROSTER with FIRST NAME, LAST NAME, and RELATIONSHIP TO SP. Allow entry for FIRST NAME, LAST NAME, and RELATIONSHIP TO SP fields.

If FACILITY flag = 1 (yes), display “a staff person from the place where {you live/{he/she} lives},”.

If FACILITY flag=1(YES) or RETIREMENT COMMUNITY flag=1(YES), display SERVICE/SOMEONE FROM THE PLACE SP LIVES/DIED on the PERSON ROSTER.

If MC2 = 2 (always with someone else) display “with”. If

MC2 = 3 (someone else always did) display “for”.

If MC2 = 4 (varied), display “with or for”.

Display "first" and "last" in underlined text in the question text for name.

QUESTION TEXT:

In the last month, who kept track of {your/SP's} medicines {with/for/with or for} {you/{him/her}}?

IF NEEDED: This includes family, friends, {a staff person from the place where {you live/{he/she} lives},} or someone paid to help {you/{him/her}}.

PROBE: Anyone else?

SELECT ALL THAT APPLY

IF PERSON NAMED IS NOT ON THE ROSTER, PRESS CTRL/P TO ADD A PERSON

MC5b. [What is (his/her) first name?] CONFIRM SPELLING

MC5c. [What is (his/her) last name?] CONFIRM SPELLING

MC5d. [What is (his/her) relationship to {you/SP}?] PRESS F1 FOR HELP SCREEN

CODES

2	SPOUSE/PARTNER
3	DAUGHTER
4	SON
5	DAUGHTER-IN-LAW
6	SON-IN-LAW
7	STEPDAUGHTER
8	STEPSON
9	SISTER
10	BROTHER
11	SISTER-IN-LAW
12	BROTHER-IN-LAW
13	MOTHER
14	STEPMOTHER
15	MOTHER-IN-LAW
16	FATHER
17	STEPFATHER
18	FATHER-IN-LAW
19	GRANDDAUGHTER
20	GRANDSON
21	NIECE
22	NEPHEW
23	AUNT
24	UNCLE
25	COUSIN
26	STEPDAUGHTER'S SON/DAUGHTER
27	STEPSON'S SON/DAUGHTER

28	DAUGHTER-IN-LAW'S SON/DAUGHTER
29	SON-IN-LAW'S SON/DAUGHTER
30	BOARDER/RENTER
31	PAID AIDE/HOUSEKEEPER/EMPLOYEE
32	ROOMMATE
33	EX-WIFE/EX-HUSBAND
34	BOYFRIEND/GIRLFRIEND
35	NEIGHBOR
36	FRIEND
37	SOMEONE/SERVICE AT THE PLACE SP LIVES/LIVED
38	CO-WORKER
39	MINISTER, PRIEST, OR OTHER CLERGY
40	PSYCHIATRIST, PSYCHOLOGIST, COUNSELOR, OR THERAPIST
91	OTHER RELATIVE
92	OTHER NONRELATIVE

PROGRAMMER INSTRUCTIONS:

For each roster selection/addition at MC5, set HELPEDTRACKMEDS flag = 1 (yes).

BOX MC6

BOX MC6

NOT ON FILE

If MC2 = 2 (always with someone else), and HELPEDTRACKMEDS flag = 1 (yes) for SERVICE/SOMEONE FROM PLACE SP LIVES, go to MC8.

If MC2 = 3 (someone else always did), and HELPEDTRACKMEDS flag = 1 (yes) for SERVICE/SOMEONE FROM PLACE SP LIVES, go to BOX MC9.

If MC2 = 4 (varied) and HELPEDTRACKMEDS flag = 1 (yes) for SERVICE/SOMEONE FROM PLACE SP LIVES, go to BOX MC7.

Otherwise go to MC6

MC6

mc11dmedsreas

R11 D MEDS REASN BY WITH OTHERS

DISPLAY INSTRUCTIONS:

If MC2 = 2 (always with someone else), display "with".

If MC2 = 3 (someone else always did), display "for".

If MC2 = 4 (varied) display, "with or for".

If MC2 = 5 (not done in last month), do not display first sentence.

Display "HEALTH OR FUNCTIONING" and "OTHER REASON" in underlined text in the response text. Display response codes in two side-by-side columns with "HEALTH AND FUNCTIONING" and "OTHER REASONS" as column headers. Display the remaining text for CODE 1 and CODE 2 as lists below each of the corresponding column headers

QUESTION TEXT:

{What is the reason someone else kept track of {your/SP's} medicines {with/for/with or for} {you/{him/her}}?}
Was that because of {your/{his/her}} health or functioning or some other reason?

SELECT ALL THAT APPLY

CODES

Code All That Apply

1	HEALTH OR FUNCTIONING INCLUDES: AGE, MEMORY, VISION, HEALTH CONDITION/DISEASE NAMES, SURGERY, UNABLE TO DRIVE
2	OTHER REASON INCLUDES: SHARED ACTIVITY, ALWAYS DONE THIS WAY, SOMEONE ELSE WANTED TO DO IT, PAY SOMEONE, DOESN' LIKE TO DO IT

REFUSED
DON'T KNOW

PROGRAMMERS INSTRUCTIONS:

If MC6 = 1 (HEALTH OR FUNCTIONING), set HEALTHREASONHELPTRACKMEDS flag = 1 (yes).

BOX MC7

BOX MC7

NOT ON FILE

If MC2a = 1 (yes by self), go to MC7.
If MC2 = 2 (always with someone else) or (MC2a = 2 (didn't do by self), DK or RF), go to MC8.
If [MC2 = 3 (someone else always did) or 5 (not done in last month)] and HEALTHREASONHELPTRACKMEDS flag = 1 (yes), go to BOX MC9.
Otherwise go to MC10PRE.

MC7

mc11medsdif

R11 MC7 HOW DIFFIC KEEP TRACK MED

DISPLAY INSTRUCTIONS:

DISPLAY "by {yourself/{himself/herself}}" IN BOLD UNDERLINED TEXT

QUESTION TEXT:

In the last month, how much difficulty did {you/SP} have keeping track of {your/{his/her}} medicines by {yourself/{himself/herself}}? Would you say none, a little, some, or a lot?

CODES

1	NONE
2	A LITTLE
3	SOME
4	A LOT
	REFUSED
	DON'T KNOW

MC8

mc11medsyrgo

R11 MC8 COMPAR YR AGO HW KEP TRCK

DISPLAY INSTRUCTIONS:

DISPLAY "a year ago" IN BOLD UNDERLINED TEXT

QUESTION TEXT:

Compared to a year ago, {do you/does SP} keep track of {your/{his/her}} medicines {yourself/himself/herself} more often, less often, or about the same?

CODES

1	MORE OFTEN
2	LESS OFTEN
3	SAME
	REFUSED
	DON'T KNOW

BOX MC9

BOX MC9

NOT ON FILE

If [MC2 = 1 (always by self) or 4 (varied)] and [MC7 = 2 (a little difficulty) or MC7 = 3 (some difficulty) or MC7 = 4 (a lot of difficulty)], go to MC9.

If [MC2 = 2 (always with someone else) or MC2 = 3 (someone else always did) or MC2 = 4 (varied) or MC2 = 5 (not done in last month)] and [HEALTHREASONHELPTRACKMEDS flag = 1 (yes) or

HELPEDTRACKMEDS flag = 1 (yes) for SERVICE/SOMEONE FROM PLACE SP LIVES], go to MC9.

Otherwise, go to MC10PRE.

MC9**mc11medsmis**

R11 MC9 MAKE MISTAKE TAKING MEDS

DISPLAY INSTRUCTIONS:

If MC2 = 1 (always by self) or 5 (not done in last month) or MC2a = 1 (yes by self), display “it was too difficult to keep track of them by {yourself/{himself/herself}}”

Otherwise display "no one was there to help or keep track of them for {you/{him/her}}".

QUESTION TEXT:

In the last month, did {you/SP} ever make a mistake in taking {your/{his/her}} prescribed medicines because {it was too difficult to keep track of them by {yourself/{himself/herself}}/no one was there to help or keep track of them for {you/{him/her}}?}

IF NEEDED: That is, did {you/SP} take {your/{his/her}} medicines at the wrong time or in the wrong amount or miss taking them altogether?

CODES

1	YES
2	NO
	REFUSED
	DON'T KNOW

MC10PRE**MC10PRE**

NOT ON FILE

QUESTION TEXT:

The next questions are about how {you handle/SP handles} {your/{his/her}} medical care.

PRESS 1 AND ENTER TO CONTINUE

MC10**mc11havregdoc**

R11 MC10 YOU HAVE REGULAR DOCTOR

QUESTION TEXT:

Is there a doctor that {you think/SP thinks} of as {your/{his/her}} regular doctor, that is, a doctor {you usually go/{he/she} usually goes} to when {you are sick and need/{he/she} is sick and needs} advice about {your/{his/her}} health?

CODES

1	YES	
2	NO	MC12
	REFUSED	MC12
	DON'T KNOW	MC12

MC11**MC11**

NOT ON FILE

DISPLAY INSTRUCTIONS:

Display “FIRST” in bold underlined text.

QUESTION TEXT:

Please tell me the first and last name of {your/SP's} regular doctor.

ENTER FIRST NAME. CONFIRM SPELLING.

IF FIRST NAME UNKNOWN, ENTER DR.

ENTER TEXT

Length 25
REFUSED

MC11A

MC11A

NOT ON FILE

DISPLAY INSTRUCTIONS:

Display "LAST" in bold underlined text.

QUESTION TEXT:

[Please tell me the first and last name of {your/SP's} regular doctor.]

ENTER LAST NAME. CONFIRM SPELLING.

ENTER TEXT

Length 25
REFUSED
DON'T KNOW

MC12

mc11regdoclyr

R11 MC12 SEEN REG DOC WTHN LST YR

DISPLAY INSTRUCTIONS:

If MC10 = 1 (yes, regular doctor), display "{your/{his/her}} regular doctor"

Otherwise, display "a doctor"

DISPLAY "last year" IN BOLD UNDERLINED TEXT

QUESTION TEXT:

{Have you/Has SP} seen {{your/{his/her}} regular doctor/ a doctor} within the last year? That is, since {MONTH AND YEAR 12 MONTHS PRIOR TO TODAY'S DATE}. This includes in person visits or online telehealth visits.

CODES

1	YES	
2	NO	MC20PRE
	REFUSED	MC20PRE
	DON'T KNOW	MC20PRE

MC13

mc11telehealth

R11 MC13 IN PERSON OR TELEHEALTH DOCTOR VISITS

QUESTION TEXT:

In the last year when {you/{he/she}} saw {your/{his/her}} regular doctor, did {you/{he/she}} do that only in person, only online using telehealth visits, or did it vary?

CODES

1	ONLY PERSON	
2	ONLY ONLINE	MC16
3	IT VARIED / BOTH WAYS	
	REFUSED	
	DON'T KNOW	

MC15	mc11hwgtregd1	R11 MC15 SP DROVE SELF TO REG DOC
	mc11hwgtregd2	R11 MC15 FAM PD HLP DRVE REG DOC
	mc11hwgtregd3	R11 MC15 VAN PLCE SP LIVE REG DOC
	mc11hwgtregd4	R11 MC15 VAN FR DIS SENIOR REG DC
	mc11hwgtregd5	R11 MC15 PUBLIC TRANSPORT REG DOC
	mc11hwgtregd6	R11 MC15 SP TOOK TAXI TO REG DOC
	mc11hwgtregd7	R11 MC15 SP WALKED TO REG DOC
	mc11hwgtregd8	R11 MC15 REG DOC WAS HOME VISIT
	mc11hwgtregd9	R11 MC15 OTHR SPECIFY REG DOC

DISPLAY INSTRUCTIONS:

If DT1 = 1 (drives every day), 2 (drives most days), 3 (drives some days) or 4 (rarely) OR DROVEINLASTYEAR flag = 1 (yes), display “drive,” and response 1.

If FACILITY flag = 1 (yes), display “use a service provided by the place where {you live/{he/she} lives},”.

If FACILITY flag = 1 (yes) or RETIREMENT COMMUNITY flag = 1 (yes), display response 3 and for response 4, “not provided by the place SP lives”.

If MC10 = 1 (yes, regular doctor), display “{your/{his/her}} regular doctor”.

Otherwise, display “the doctor”.

DISPLAY “In the last year” IN BOLD UNDERLINED TEXT

QUESTION TEXT:

SHOWCARD MC3

In the last year, how did {you/SP} get to {{{your/{his/her}} regular doctor/the doctor}? Did {you/{he/she}} {drive,} get a ride from a family member or friend, {use a service provided by the place where {you live/{he/she} lives,} or what?

SELECT ALL THAT APPLY

CODES

1	{DROVE}	MC16
2	GOT A RIDE FROM A FAMILY MEMBER OR FRIEND OR SOMEONE PAID TO HELP	MC16
3	{USED A VAN OR SHUTTLE SERVICE PROVIDED BY THE PLACE SP LIVES}	MC16
4	USED A VAN OR SHUTTLE SERVICE FOR PEOPLE WITH DISABILITIES OR SENIORS {(NOT PROVIDED BY THE PLACE SP LIVES)}	MC16
5	TOOK PUBLIC TRANSPORTATION (THE BUS, SUBWAY, TRAIN, OR TRAM)	MC16
6	TOOK A TAXI	MC16
7	WALKED	MC16
8	HOME VISIT	MC16
91	OTHER (SPECIFY)	
	REFUSED	MC16
	DON'T KNOW	MC16

MC15A

MC15A

NOT ON FILE

QUESTION TEXT:

SPECIFY HOW GOT TO DOCTOR

ENTER TEXT

Length

50

MC16

mc11ansitindr

R11 MC16 ANONE SIT IN W YOU AT DR

DISPLAY INSTRUCTIONS:

If FACILITY flag = 1 (yes), display “a staff person from the place where {you live/{he/she} lives},”.

MC10 = 1 (yes, regular doctor), display “regular”.

DISPLAY "last year" IN BOLD UNDERLINED TEXT

QUESTION TEXT:

In the last year, did anyone sit in with {you/SP} and {your/{his/her}} {regular} doctor during {your/{his/her}} visits?

IF NEEDED: This includes family, friends, {a staff person from the place where {you live/{he/she} lives},} or someone paid to help {you/{him/her}}.

CODES

1	YES	
2	NO	MC2oPRE
	REFUSED	MC2oPRE
	DON'T KNOW	MC2oPRE

MC17A

op11dochlp

R11 MC17A SITS IN W SP AT DRS

op11relatnshp

R11 RELASHIP TO SP UPDATE AND NEW

DISPLAY INSTRUCTIONS:

Display HELPER RELATIONSHIP CODES.

Display PERSON ROSTER with FIRST NAME, LAST NAME, and RELATIONSHIP TO SP. Allow entry for FIRST NAME and RELATIONSHIP TO SP fields.

If FACILITY flag = 1 (yes), display “a staff person from the place where {you live/{he/she} lives},”.

If FACILITY flag = 1 (YES) or RETIREMENTCOMMUNITY flag = 1 (YES), display SERVICE/SOMEONE FROM THE PLACE SP LIVES/DIED on the PERSON ROSTER.

Display "first" and "last" in underlined text in the question text for name.

QUESTION TEXT:

Who was that (who sat in with {you/SP} and {your/{his/her}} doctor)?

IF NEEDED: This includes family, friends, {a staff person from the place where {you live/{he/she} lives},} or someone paid to help {you/{him/her}}.

PROBE: Anyone else?

SELECT ALL THAT APPLY

IF PERSON NAMED IS NOT ON THE ROSTER, PRESS CTRL/P TO ADD A PERSON

MC17b. [What is (his/her) first name?] CONFIRM SPELLING

MC17c. [What is (his/her) last name?] CONFIRM SPELLING

MC17d. [What is (his/her) relationship to {you/SP}?] PRESS F1 FOR HELP SCREEN

CODES

- 2 SPOUSE/PARTNER
- 3 DAUGHTER
- 4 SON
- 5 DAUGHTER-IN-LAW
- 6 SON-IN-LAW
- 7 STEPDAUGHTER
- 8 STEPSON
- 9 SISTER
- 10 BROTHER
- 11 SISTER-IN-LAW
- 12 BROTHER-IN-LAW
- 13 MOTHER
- 14 STEPMOTHER
- 15 MOTHER-IN-LAW
- 16 FATHER
- 17 STEPFATHER
- 18 FATHER-IN-LAW
- 19 GRANDDAUGHTER
- 20 GRANDSON
- 21 NIECE
- 22 NEPHEW
- 23 AUNT
- 24 UNCLE
- 25 COUSIN
- 26 STEPDAUGHTER'S SON/DAUGHTER
- 27 STEPSON'S SON/DAUGHTER
- 28 DAUGHTER-IN-LAW'S SON/DAUGHTER
- 29 SON-IN-LAW'S SON/DAUGHTER
- 30 BOARDER/RENTER
- 31 PAID AIDE/HOUSEKEEPER/EMPLOYEE
- 32 ROOMMATE
- 33 EX-WIFE/EX-HUSBAND
- 34 BOYFRIEND/GIRLFRIEND
- 35 NEIGHBOR
- 36 FRIEND
- 37 SOMEONE/SERVICE AT THE PLACE SP LIVES/LIVED
- 38 CO-WORKER
- 39 MINISTER, PRIEST, OR OTHER CLERGY
- 40 PSYCHIATRIST, PSYCHOLOGIST, COUNSELOR, OR THERAPIST
- 91 OTHER RELATIVE
- 92 OTHER NONRELATIVE

PROGRAMMER INSTRUCTIONS:

For each roster selection/addition at MC17 set SATINWITHDOCTOR flag = 1 (yes).

MC17B

MC17B

NOT ON FILE

QUESTION TEXT:

PRESS 1 AND ENTER TO CONTINUE

If only one person selected/added at MC17, set SATINWITHDOCTORMOST FLAG=1 (YES) for person selected and go to MC19. Otherwise, go to MC18

MC18

op11dochlpmst

R11 MC18 SITS MOST IF MORE THAN 1

DISPLAY INSTRUCTIONS:

Display person roster with FIRST NAME, LAST NAME, and RELATIONSHIP TO SP. Display only those roster items selected at MC17. Do not allow new entries. Allow only one roster item to be selected.

If MC10 = 1 (yes, regular doctor), display "regular".

DISPLAY "most often" AS BOLD UNDERLINED TEXT

QUESTION TEXT:

Who sat in with {you/SP} and {your/{his/her}} {regular} doctor most often?

SELECT ONE

PROGRAMMERS INSTRUCTIONS:

For roster entry selected at MC18, set SATINWITHDOCTORMOST flag = 1 (yes)

MC19

mc11tpersevr1

R11 MC19 HLP UPTO EXAM TBL DRESS

mc11tpersevr2

R11 MC19 REMND SP OF QSTNS FR DOC

mc11tpersevr3

R11 MC19 ASK TELL DOC THINGS 4 SP

mc11tpersevr4

R11 MC19 HLP SP UNDERSTAND DOC

mc11tpersevr5

R11 MC19 HLP GETTING ONLINE FOR TELEHEALTH

DISPLAY INSTRUCTIONS:

If at MC19b, do not display question text in brackets. Otherwise, display question text in brackets.

USE "SAME QUESTION STEM" DISPLAY. DISPLAY "last year" IN BOLD UNDERLINED TEXT

If SATINWITHDOCTOR MOST flag = 1 (YES) for SERVICE/SOMEONE FROM PLACE SPLIVES , display "the person from the place where {you live/SP lives}".

Otherwise, display "FIRST NAME LAST NAME" OF PERSON with SATINWITHDOCTORMOST flag = 1 (YES)

If MC13 <> 2 display "getting on the exam table," and "," in Response 2[b]

If MC13 = 2 (only on line) or 3 (it varied/both ways) display Response 1[a]

QUESTION TEXT:

{ }During those visits in the last year, did {FIRST NAME LAST NAME OF PERSON WITH SATINWITHDOCTORMOST flag = 1 (YES)/the person from the place where {you live/SP lives}} ever { }

[variable text {b-e}]

RESPONSE 1 [a] help {you/SP} with getting online for a telehealth visit?

RESPONSE 2 [b] help {you/SP} [with getting on the exam table,} dressing{,} and undressing?

RESPONSE 3 [c] remind {you / SP} about things {you/{he/she}} wanted to ask or tell the doctor?

RESPONSE 4 [d] ask or tell the doctor things for {you/SP}?

RESPONSE 5 [e] help {you/SP} understand what the doctor was saying?

CODES

1

YES

2 NO
REFUSED
DON'T KNOW

MC20PRE

MC2OPRE

NOT ON FILE

QUESTION TEXT:

Now I have a few questions about handling medical bills and insurance.

PRESS 1 AND ENTER TO CONTINUE

MC20

mc11chginspln

R11 MC20 CHGD ADD INS OR DRUG PLN

DISPLAY INSTRUCTIONS:

Display "last year" AS BOLD UNDERLINED TEXT

QUESTION TEXT:

In the last year, that is since {MONTH AND YEAR 12 MONTHS PRIOR TO TODAY'S DATE}, {have you/has SP} changed {your/his/her} Medicare supplemental plan, {your/his/her} prescription drug plan, or {your/his/her} Medicare Advantage plan?

CODES

1	YES	
2	NO	Section PA
	REFUSED	Section PA
	DON'T KNOW	Section PA

MC21

mc11anhlpwdec

R11 MC21 ANYONE HELP W DECISION

QUESTION TEXT:

Did anyone help {you/SP} with that decision or make that decision for {you/him/her}?

CODES

1	YES	
2	NO	Section PA
	REFUSED	Section PA
	DON'T KNOW	Section PA

MC22A

op11insurhlp

R11 MC22A HELPS WITH INSUR DECIS

op11relatnshp

R11 RELASHIP TO SP UPDATE AND NEW

DISPLAY INSTRUCTIONS:

Display HELPER RELATIONSHIP CODES.

Display PERSON ROSTER with FIRST NAME, LAST NAME, and RELATIONSHIP TO SP. Allow entry for FIRST NAME and RELATIONSHIP TO SP fields.

If FACILITY flag = 1 (yes), display "a staff person from the place where {you live/{he/she} lives},".

If FACILITY flag = 1 (YES) or RETIREMENTCOMMUNITY flag = 1 (YES), display SERVICE/SOMEONE FROM THE PLACE SP LIVES/DIED on the PERSON ROSTER.

Display "first" and "last" in underlined text in the question text for name.

QUESTION TEXT:

Who was that (who sat in with {you/SP} and {your/{his/her}} doctor)?

IF NEEDED: This includes family, friends, {a staff person from the place where {you live/{he/she} lives},} or someone paid to help {you/{him/her}}.

PROBE: Anyone else?

SELECT ALL THAT APPLY

IF PERSON NAMED IS NOT ON THE ROSTER, PRESS CTRL/P TO ADD A PERSON

MC22b. [What is (his/her) first name?] CONFIRM SPELLING

MC22c. [What is (his/her) last name?] CONFIRM SPELLING

MC22d. [What is (his/her) relationship to {you/SP}?] PRESS F1 FOR HELP SCREEN

CODES

2	SPOUSE/PARTNER
3	DAUGHTER
4	SON
5	DAUGHTER-IN-LAW
6	SON-IN-LAW
7	STEPDAUGHTER
8	STEPSON
9	SISTER
10	BROTHER
11	SISTER-IN-LAW
12	BROTHER-IN-LAW
13	MOTHER
14	STEPMOTHER
15	MOTHER-IN-LAW
16	FATHER
17	STEPFATHER
18	FATHER-IN-LAW
19	GRANDDAUGHTER
20	GRANDSON
21	NIECE
22	NEPHEW
23	AUNT
24	UNCLE
25	COUSIN
26	STEPDAUGHTER'S SON/DAUGHTER
27	STEPSON'S SON/DAUGHTER
28	DAUGHTER-IN-LAW'S SON/DAUGHTER
29	SON-IN-LAW'S SON/DAUGHTER
30	BOARDER/RENTER
31	PAID AIDE/HOUSEKEEPER/EMPLOYEE
32	ROOMMATE
33	EX-WIFE/EX-HUSBAND
34	BOYFRIEND/GIRLFRIEND
35	NEIGHBOR
36	FRIEND
37	SOMEONE/SERVICE AT THE PLACE SP LIVES/LIVED
38	CO-WORKER
39	MINISTER, PRIEST, OR OTHER CLERGY
40	PSYCHIATRIST, PSYCHOLOGIST, COUNSELOR, OR THERAPIST
91	OTHER RELATIVE
92	OTHER NONRELATIVE

PROGRAMMER INSTRUCTIONS:

For each roster selection/addition at MC22 set HELPEDMAKEINSURANCEDECISIONS flag = 1 (yes).

Go to Section PA- Participation.

Derived Variables from Items in the MC Section	
mc11dmedssfdf	R11 D DIFF LEVEL MEDICATIONS SELF
mc11dmedsreas	R11 D MEDS REASN BY WITH OTHERS

NHATS Round 11

Section PA [PARTICIPATION]

Sequence: 26

BOX PA1PRE

BOX PA1PRE

NOT ON FILE

If DECEASED flag = 1 (YES), go to BOX PA25.
Otherwise, go to PA1PRE.

PA1PRE

PA1PRE

NOT ON FILE

QUESTION TEXT:

Now let's talk about other activities {you have/SP has} been doing in the last month.

PRESS 1 AND ENTER TO CONTINUE

PA1

pa11vistfrfam

R11 PA1 EVER VISIT FRIENDS FAMILY

DISPLAY INSTRUCTIONS:

Display PA1, PA2, PA3, and PA4 on the same screen.
Display "not" in underlined text.

QUESTION TEXT:

In the last month, did {you/SP} ever visit in person with friends or family not living with {you/him/her}, either at {your/his/her} home or theirs ?

CODES

1	YES	
2	NO	
	REFUSED	PA5
	DON'T KNOW	PA5

PA2

pa11hlkepfvst

R11 PA2 HLTH KP FR VIST FAM FRNDS

DISPLAY INSTRUCTIONS:

Display "not" in underlined text.

QUESTION TEXT:

In the last month, did {your/SP's} health or functioning ever keep {you/him/her} from doing this (visiting in person with friends or family not living with {you/him/her})?

IF SP VOLUNTEERS REASON IS COVID-19, PROBE IF NEEDED: "Just to be clear, was that because of health or functioning problems related to COVID-19 or some other reason?"

CODES

1	YES	
2	NO	
	REFUSED	
	DON'T KNOW	

PA2B

pa11cvkepfvst

R11 PA2B COVID KP FR VIST FAM FRNDS

DISPLAY INSTRUCTIONS:

Display "not" in underlined text.

QUESTION TEXT:

In the last month, did the COVID-19 outbreak ever keep {you/him/her} from doing this (visiting in person with friends and or family not living with {you/him/her})?

CODES

- 1 YES
- 2 NO
REFUSED
DON'T KNOW

BOX PA3

BOX PA3

NOT ON FILE

If DRIVES flag is null, go to PA3.
Otherwise, go to PA4.

PA3

pa11trkpfvis

R11 PA3 TRAN PRB KP FR VST FRNDS

DISPLAY INSTRUCTIONS:

Display “not” in underlined text.

QUESTION TEXT:

In the last month, did a transportation problem ever keep {you/SP} from doing this (visiting in person with friends and family not living with {you/him/her})?

CODES

- 1 YES
- 2 NO
REFUSED
DON'T KNOW

PA4

pa11impvstfam

R11 PA4 IMPRTNT VISIT FRNDS FAMLY

DISPLAY INSTRUCTIONS:

Display “not” in underlined text.

QUESTION TEXT:

How important is it to {you/SP} to visit in person with friends or family not living with {you/him/her}?
Would you say very important, somewhat important, or not so important?

CODES

- 1 VERY IMPORTANT
- 2 SOMEWHAT IMPORTANT
- 3 NOT SO IMPORTANT
REFUSED
DON'T KNOW

PA5

pa11attrelser

R11 PA5 EVER ATTEND RELIG SERVICES

DISPLAY INSTRUCTIONS:

Display PA4, PA6, PA7, and PA8 on the same screen.

QUESTION TEXT:

In the last month, did {you/SP} ever attend religious services? This includes attending in person or online.

CODES

- 1 YES
- 2 NO
- REFUSED PA9
- DON'T KNOW PA9

PA6

pa11htkfrlslr

R11 PA6 HEALTH KEEP FRM RELI SERV

QUESTION TEXT:

In the last month, did {your/SP's} health or functioning ever keep {you/him/her} from doing this (attending religious services)?

CODES

- 1 YES
- 2 NO
- REFUSED
- DON'T KNOW

PA6B

pa11cvkepfrrlslr

R11 PA6B COVID KEEP FRM RELI SERV

QUESTION TEXT:

In the last month, did the COVID-19 outbreak ever keep {you/him/her} from doing this (attending religious services)?

CODES

- 1 YES
- 2 NO
- REFUSED
- DON'T KNOW

BOX PA7

BOX PA7

NOT ON FILE

If DRIVES flag is null, go to PA7.
Otherwise, go to PA8.

PA7

pa11trprelslr

R11 PA7 TRAN PRO KEEP FM RELG SER

QUESTION TEXT:

In the last month, did a transportation problem ever keep {you/SP} from doing this (attending religious services)?

CODES

- 1 YES
- 2 NO
- REFUSED
- DON'T KNOW

PA8**pa11impreser**

R11 PA8 HW IMPORT ARE RELIG SERVS

QUESTION TEXT:

How important is it to {you/SP} to attend religious services? Would you say very important, somewhat important, or not so important?

CODES

- | | |
|---|--------------------|
| 1 | VERY IMPORTANT |
| 2 | SOMEWHAT IMPORTANT |
| 3 | NOT SO IMPORTANT |
| | REFUSED |
| | DON'T KNOW |

PA9**pa11clbmtgrac**

R11 PA9 CLUB MEETINGS GRP ACTIVES

DISPLAY INSTRUCTIONS:

Display PA9, PA10, PA11, and PA12 on the same screen.
If PA5 = 1 (ATTENDS RELIGIOUS SERVICES), display “besides religious services,”.

QUESTION TEXT:

In the last month, {besides religious services,} did {you/SP} ever participate in clubs, classes, or other organized activities? This includes attending in person or online.

CODES

- | | | |
|---|------------|------|
| 1 | YES | |
| 2 | NO | |
| | REFUSED | PA13 |
| | DON'T KNOW | PA13 |

PA10**pa11hlkpfrcfb**

R11 PA10 HELTH KEP FRM CLB MTINGS

QUESTION TEXT:

In the last month, did {your/SP's} health or functioning ever keep {you/him/her} from doing this (participating in clubs, classes, or other organized activities)?

CODES

- | | |
|---|------------|
| 1 | YES |
| 2 | NO |
| | REFUSED |
| | DON'T KNOW |

PA10B**pa11cvkpfrcfb**

R11 PA10B COVID KEP FRM CLB MTINGS

QUESTION TEXT:

In the last month, did the COVID-19 outbreak ever keep {you/him/her} from doing this (participating in clubs, classes, or other organized activities)?

CODES

- | | |
|---|-----|
| 1 | YES |
|---|-----|

2 NO
REFUSED
DON'T KNOW

BOX PA11

BOX PA11

NOT ON FILE

If DRIVES flag is null, go to PA11.
Otherwise, go to PA12.

PA11

pa11trprkpfgr

R11 PA11 TRANS PROB KEEP FM GROPS

QUESTION TEXT:

In the last month, did a transportation problem ever keep {you/SP} from doing this (participating in clubs, classes, or other organized activities)?

CODES

1 YES
2 NO
REFUSED
DON'T KNOW

PA12

pa11imparclub

R11 PA12 IMPORT PARTIC CLUBS GRUP

DISPLAY INSTRUCTIONS:

If PA5 = 1 (ATTENDS RELIGIOUS SERVICES), display "other than religious services"

QUESTION TEXT:

How important is it to {you/SP} to participate in clubs, classes, or other organized activities {other than religious services}? Would you say very important, somewhat important, or not so important?

CODES

1 VERY IMPORTANT
2 SOMEWHAT IMPORTANT
3 NOT SO IMPORTANT
REFUSED
DON'T KNOW

PA13

pa11outfrenjy

R11 PA13 EVER GO OUT FOR ENJOYMNT

DISPLAY INSTRUCTIONS:

Display PA13, PA14, PA15, and PA16 on the same screen.

If PA9 = 1 (PARTICIPATES IN GROUP ACTIVITIES), display "besides participating in club or group activities".

QUESTION TEXT:

In the last month, {besides participating in club or group activities,} did {you/SP} ever go out for enjoyment? This includes things like going out to dinner, a movie, to gamble, or to hear music or see a play.

CODES

1 YES

2

NO
REFUSED
DON'T KNOW

PA17
PA17

PA14

pa11hlkpgoenj

R11 PA14 HLTH KP GO OUT ENJOY

QUESTION TEXT:

In the last month, did {your/SP'} health or functioning ever keep {you/him/her} from doing this?

IF NEEDED: This includes things like going out to dinner, a movie, to gamble, or to hear music or see a play.

CODES

1 YES
2 NO
REFUSED
DON'T KNOW

PA14B

pa11cvkpgoenj

R11 PA14B COVID KP GO OUT FOR ENJOY

QUESTION TEXT:

In the last month, did the COVID-19 outbreak ever keep {you/him/her} from doing this (going out for enjoyment)?

IF NEEDED: This includes things like going out to dinner, a movie, to gamble, or to hear music or see a play.

CODES

1 YES
2 NO
REFUSED
DON'T KNOW

BOX PA15

BOX PA15

NOT ON FILE

If DRIVES flag is null, go to PA15.
Otherwise, go to PA16.

PA15

pa11trprgoout

R11 PA15 TRANSPROB KEEP FM GO OUT

QUESTION TEXT:

In the last month, did a transportation problem ever keep {you/SP} from doing this (going out for enjoyment)?

IF NEEDED: This includes things like going out to dinner, a movie, to gamble, or to hear music or see a play.

CODES

1 YES
2 NO
REFUSED
DON'T KNOW

PA16**pa11impouteny**

R11 PA16 IMPORT GO OUT FOR ENJOYT

QUESTION TEXT:

How important is it to {you/SP} that {you go/{he/she} goes} out for enjoyment? Would you say very important, somewhat important, or not so important?

IF NEEDED: This includes things like going out to dinner, a movie, to gamble, or to hear music or see a play.

CODES

- | | |
|---|--------------------|
| 1 | VERY IMPORTANT |
| 2 | SOMEWHAT IMPORTANT |
| 3 | NOT SO IMPORTANT |
| | REFUSED |
| | DON'T KNOW |

PA17**pa11workfrpay**

R11 PA17 EVER WORK FOR PAY

DISPLAY INSTRUCTIONS:

Display PA17 and PA18 on the same screen.

QUESTION TEXT:

In the last month, did {you/SP} ever work for pay or in a business {you own/{he/she} owns}?

CODES

- | | | |
|---|------------|------|
| 1 | YES | |
| 2 | NO | |
| | REFUSED | PA19 |
| | DON'T KNOW | PA19 |

PA18**pa11hlkpfrwrk**

R11 PA18 HEALTH KEEP YOU FRM WORK

DISPLAY INSTRUCTIONS:

If PA17 = 1 (YES), display “did {your/SP’s} health or functioning ever keep {you/him/her} from doing this (working for pay)”.

If PA17 = 2 (NO), display “was {your/SP’s} health or functioning a reason that {you/he/she} did not do this (work for pay)”.

QUESTION TEXT:

In the last month, {did {your/SP’s} health or functioning ever keep {you/him/her} from doing this (working for pay)/was {your/SP’s} health or functioning a reason that {you/he/she} did not do this (work for pay)}?

CODES

- | | |
|---|------------|
| 1 | YES |
| 2 | NO |
| | REFUSED |
| | DON'T KNOW |

PA18B**pa11cvkpfwrk**

R11 PA18B COVID KEEP YOU FRM WORK

QUESTION TEXT:

In the last month, did the COVID-19 outbreak ever keep {you/him/her} from doing this (working for

pay)?

CODES

- 1 YES
- 2 NO
REFUSED
DON'T KNOW

PA19

pa11voltrwork

R11 PA19 EVER DO VOLUNTEER WORK

DISPLAY INSTRUCTIONS:

Display PA19 and PA20 on the same screen.

QUESTION TEXT:

In the last month, did {you/SP} ever do volunteer work?

CODES

- 1 YES
 - 2 NO
REFUSED
DON'T KNOW
- PA21
PA21

PA20

pa11hlkpfvol

R11 PA20 HELTH KEEP FM VOLUNTRING

DISPLAY INSTRUCTIONS:

If PA19 = 1 (YES), display “did {your/SP’s} health or functioning ever keep {you/him/her} from doing this (volunteer work)”.

If PA19 = 2 (NO), display “was {your/SP’s} health or functioning a reason that {you/he/she} did not do this (volunteer work)”.

QUESTION TEXT:

In the last month, {did {your/SP’s} health or functioning ever keep {you/him/her} from doing this (volunteer work)/was {your/SP’s} health or functioning a reason that {you/he/she} did not do this (volunteer work)}?

CODES

- 1 YES
- 2 NO
REFUSED
DON'T KNOW

PA20B

pa11cvkpfvol

R11 PA20B COVID KEEP FM VOLUNTRING

QUESTION TEXT:

In the last month, did the COVID-19 outbreak ever keep {you/him/her} from doing this (volunteer work)?

CODES

- 1 YES
- 2 NO
REFUSED
DON'T KNOW

PA21

pa11prcranoth

R11 PA21 PROVIDE CARE ANOTHER PERS

DISPLAY INSTRUCTIONS:

If PA17 = 1 (WORKED FOR PAY) or PA19 = 1 (VOLUNTEER WORK), display “besides as {a job/volunteer work/a job or volunteer work}”.

Otherwise, use null display.

If PA17 = 1 (WORKED FOR PAY) and PA19 = 1 (VOLUNTEER WORK), display “a job or volunteer work”. Else if PA17 = 1 (WORKED FOR PAY), display “a job”.

Else if PA19 = 1 (VOLUNTEER WORK), display “volunteer work”.

QUESTION TEXT:

In the last month, {{besides as {a job/volunteer work/a job or volunteer work},} did {you/SP} ever provide care for or look after an adult or child who cannot care for themselves?

CODES

1	YES	
2	NO	PA23
	REFUSED	PA23
	DON'T KNOW	PA23

PA22

op11spcaredfr

R11 PA22D SP CARED FOR PERSON

op11relatnshp

R11 RELASHIP TO SP UPDATE AND NEW

DISPLAY INSTRUCTIONS:

Display HELPER RELATIONSHIP CODES.

Display person roster with FIRST NAME, LAST NAME, and RELATIONSHIP TO SP. Allow entry for FIRST NAME and RELATIONSHIP TO SP fields.

Display "first" and "last" in underlined text.

QUESTION TEXT:

Who was that ({you/he/she} provided care for or looked after)?

PROBE: Anyone else?

SELECT ALL THAT APPLY

IF PERSON NAMED IS NOT ON THE ROSTER, PRESS CTRL/P TO ADD A PERSON

PA22b.	[What is (his/her) first name?]	CONFIRM SPELLING
PA22c.	[What is (his/her) last name?]	CONFIRM SPELLING
PA22d.	[What is (his/her) relationship to {you/SP}?]	PRESS F1 FOR HELP SCREEN

CODES

2	SPOUSE/PARTNER
3	DAUGHTER
4	SON
5	DAUGHTER-IN-LAW
6	SON-IN-LAW
7	STEPDAUGHTER
8	STEPSON
9	SISTER
10	BROTHER
11	SISTER-IN-LAW

- 12 BROTHER-IN-LAW
- 13 MOTHER
- 14 STEPMOTHER
- 15 MOTHER-IN-LAW
- 16 FATHER
- 17 STEPFATHER
- 18 FATHER-IN-LAW
- 19 GRANDDAUGHTER
- 20 GRANDSON
- 21 NIECE
- 22 NEPHEW
- 23 AUNT
- 24 UNCLE
- 25 COUSIN
- 26 STEPDAUGHTER'S SON/DAUGHTER
- 27 STEPSON'S SON/DAUGHTER
- 28 DAUGHTER-IN-LAW'S SON/DAUGHTER
- 29 SON-IN-LAW'S SON/DAUGHTER
- 30 BOARDER/RENTER
- 31 PAID AIDE/HOUSEKEEPER/EMPLOYEE
- 32 ROOMMATE
- 33 EX-WIFE/EX-HUSBAND
- 34 BOYFRIEND/GIRLFRIEND
- 35 NEIGHBOR
- 36 FRIEND
- 37 SOMEONE/SERVICE AT THE PLACE SP LIVES/LIVED
- 38 CO-WORKER
- 39 MINISTER, PRIEST, OR OTHER CLERGY
- 40 PSYCHIATRIST, PSYCHOLOGIST, COUNSELOR, OR THERAPIST
- 91 OTHER RELATIVE
- 92 OTHER NONRELATIVE

PROGRAMMER INSTRUCTIONS:

If code 31 is selected, display hard error message "Relationship code 31 "Paid Aide/Housekeeper/Employee" cannot be selected here. Please confirm the relationship and select another relationship code."

If "SERVICE/SOMEONE FROM THE PLACE SP LIVES" is selected from the person roster, display hard error message ""SERVICE/SOMEONE FROM THE PLACE SP LIVES" cannot be selected here. Please confirm for whom SP provided care and select or add another person."

For each roster selection/addition at PA22, set PERSONSPCARESFOR flag = 1 (YES).

PA23

pa11evrgowalk

R11 PA23 EVER GO WALKING

QUESTION TEXT:

In the last month, did {you/SP} ever go walking for exercise?

CODES

- 1 YES
- 2 NO
- REFUSED
- DON'T KNOW

PA24

pa11vigoractv

R11 PA24 EVER VIGOROUS ACTIVITIES

QUESTION TEXT:

In the last month, did {you/SP} ever spend time on vigorous activities that increased {your/his/her} heart rate and made {you/him/her} breathe harder? This includes things like working out, swimming, running or biking, or playing a sport.

CODES

- 1 YES
- 2 NO
REFUSED
DON'T KNOW

BOX PA25

BOX PA25

NOT ON FILE

If DECEASED flag = 1 (YES) and (R5 FAVACT= 95 (NO ACTIVITY LISTED INCLUDING R1 or R5 61s AND 64s)), go to Section HM – LML Helpers.
Else if R5 FAVACT= 95 (NO ACTIVITY LISTED), go to Section RH – Rehabilitation .
Otherwise, go to PA25A.

PA25a

pa11dofavact

R11 PA25A GET TO DO FAV ACT LST YR

DISPLAY INSTRUCTIONS:

Display PA25A and PA26 on the same screen.

If DECEASED flag = 1 (YES), display "Between the last interview in {LAST INT MONTH AND YEAR} and the time of {SP}'s death in {MONTH AND YEAR OF DEATH}, did {he/she} get to do this".

Otherwise, display, "Since the last interview in {LAST INT MONTH AND YEAR}, {have you/has SP} done this activity".

For "R5 FAVACT TEXT" display text response from R5 FAVACT.

QUESTION TEXT:

{SP}'S FAVORITE ACTIVITY WAS
{R5 FAVACT TEXT}.

During an earlier interview, we learned that {your/{SP}'s} favorite activity was {R5 FAVACT TEXT}.

{Since the last interview in {LAST INT MONTH AND YEAR}, {have you/has SP} done this activity/Between the last interview in {LAST INT MONTH AND YEAR} and the time of {SP}'s death in {MONTH AND YEAR OF DEATH}, did {he/she} get to do this?}

CODES

- 1 YES
- 2 NO
REFUSED
DON'T KNOW

BOX PA26

BOX PA26

NOT ON FILE

If DECEASED flag = 1 (YES), go to Section HM – LML Helpers.
Otherwise, go to PA26A.

PA26A

pa11fvactlimyr

R11 PA26A HEALTH LIMIT FAV ACTIVITY

QUESTION TEXT:

In the last year, did {your/SP's} health or functioning ever keep {you/him/her} from this activity?

CODES

1 YES
2 NO
95 REFUSED
DON'T KNOW

PROGRAMMER INSTRUCTIONS:

Go to Section RH - Rehabilitation

Derived Variables From Items in PA Section	
---	--

pa5dfavact	R5 D FAVORITE ACTIVITY AT R5
-------------------	------------------------------

NHATS Round 11

Section RH [Rehabilitation]

Sequence: 27

RH1

rh11rehab

R11 RH1 RECEIVED REHAB IN LAST YEAR

DISPLAY INSTRUCTIONS:

Display “last year” in underlined text.

QUESTION TEXT:

Physical rehabilitation or “rehab” services can help you improve function and the ability to carry out daily activities. Services include physical therapy, occupational therapy, and speech therapy. Rehab can be received in different settings. For instance, while you are staying in the hospital, after a hospital stay in a nursing home or rehab facility, at a doctor’s or therapist’s office or clinic, or at home.

In the last year, {have you/has SP} received any rehab services?

CODES

- | | |
|---|------------|
| 1 | YES |
| 2 | NO |
| | REFUSED |
| | DON'T KNOW |

BOX RH1

BOX RH1

NOT ON FILE

If RH1=1 (YES) go to RH1A.

Otherwise, go to Section SD – Smoking.

RH1A

rh11rehabmo

R11 RH1A MONTHS OF REHAB

DISPLAY INSTRUCTIONS:

Display “last year” in underlined text.

QUESTION TEXT:

In the last year, for about how many months altogether did {you/SP} receive rehab services?

Was it for less than one month, one to three months, four to five months, or six or more months?

CODES

- | | | |
|---|-------------------|-----|
| 1 | LESS THAN 1 MONTH | |
| 2 | 1 TO 3 MONTHS | RH2 |
| 3 | 4 TO 5 MONTHS | RH2 |
| 4 | 6 OR MORE MONTHS | RH2 |
| | REFUSED | RH2 |
| | DON'T KNOW | RH2 |

RH1B

rh11rehabweek

R11 RH1B WEEKS OF REHAB

DISPLAY INSTRUCTIONS:

Display “last year” in underlined text.

In the last year, for about how many weeks altogether did {you/SP} receive rehab services? Was it less than one week, one to two weeks, or three to four weeks?

CODES

- 1 LESS THAN 1 WEEK
- 2 1 TO 2 WEEKS
- 3 3 TO 4 WEEKS
- REFUSED
- DON'T KNOW

RH2

rh11rehabsur

R11 RH2 REHAB POST SURGERY

DISPLAY INSTRUCTIONS:

Display "last year" in underlined text.

QUESTION TEXT:

We are interested in the reasons {you/SP} received rehab in the last year.
 Did {you/SP} receive rehab to help {you/him/her} recover following surgery?

CODES

- 1 YES
- 2 NO RH4
- REFUSED RH4
- DON'T KNOW RH4

RH3

rh11surgcond

R11 RH3 MAIN MED CONDITION FOR SURGERY

DISPLAY INSTRUCTIONS:

Display "main medical condition" in underlined text.

QUESTION TEXT:

SHOW CARD RH1
 Please tell me, what was the main medical condition for which {you/SP} had surgery? Would you say fracture, sprain or injury; a hip, knee or other joint replacement; another musculoskeletal condition; a stroke or TIA; a heart attack; another heart condition or vascular disease; a breathing condition; a neurological condition like MS or Parkinson's; or cancer?

CODES

- 1 A FRACTURE, SPRAIN, OR INJURY RH5
- 2 A HIP, KNEE OR OTHER JOINT REPLACEMENT RH5
- 3 ANOTHER MUSCULOSKELETAL CONDITION RH5
- 4 A STROKE OR TIA RH5
- 5 A HEART ATTACK RH5
- 6 ANOTHER HEART CONDITION OR VASCULAR DISEASE RH5
- 7 A BREATHING CONDITION RH5
- 8 A NEUROLOGICAL CONDITION LIKE MS OR PARKINSON'S RH5
- 9 CANCER RH5
- 94 ANOTHER CONDITION (SPECIFY)
- 95 NO MEDICAL CONDITION (IF VOLUNTEERED) RH5
- REFUSED RH5
- DON'T KNOW RH5

RH3B

RH3B

NOT ON FILE

QUESTION TEXT:

SPECIFY OTHER MEDICAL CONDITION TARGETED BY SURGERY

ENTER TEXT

LEGNTH

50

PROGRAMMER INSTRUCTIONS:

Go to RH5.

RH4

rh11rehabcond

R11 RH4 MAIN MED CONDITION FOR REHAB

DISPLAY INSTRUCTIONS:

Display "main medical condition" in underlined text.

QUESTION TEXT:

SHOW CARD RH1

Please tell me, what was the main medical condition for which {you/SP} received rehab in the last year? Would you say fracture, sprain or injury; a hip, knee or other joint replacement; another musculoskeletal condition; a stroke or TIA; a heart attack; another heart condition or vascular disease; a breathing condition; a neurological condition like MS or Parkinson's; or cancer?

CODES

1	A FRACTURE, SPRAIN, OR INJURY	RH5
2	A HIP, KNEE OR OTHER JOINT REPLACEMENT	RH5
3	ANOTHER MUSCULOSKELETAL CONDITION	RH5
4	A STROKE OR TIA	RH5
5	A HEART ATTACK	RH5
6	ANOTHER HEART CONDITION OR VASCULAR DISEASE	RH5
7	A BREATHING CONDITION	RH5
8	A NEUROLOGICAL CONDITION LIKE MS OR PARKINSON'S	RH5
9	CANCER	RH5
94	ANOTHER CONDITION (SPECIFY)	RH5
95	NO MEDICAL CONDITION (IF VOLUNTEERED)	RH5
	REFUSED	RH5
	DON'T KNOW	RH5

RH4B

RH4B

NOT ON FILE

QUESTION TEXT:

SPECIFY OTHER MEDICAL CONDITION

ENTER TEXT

LEGNTH

50

RH5

rh11funcback

R11 RH5 IMPROVE FUNCTION IN BACK

rh11funchips

R11 RH5 IMPROVE FUNCTION IN HIPS

rh11funcnees

R11 RH5 IMPROVE FUNCTION IN KNEES

rh11funcfeet

R11 RH5 IMPROVE FUNCTION IN FEET

rh11funcbands

R11 RH5 IMPROVE FUNCTION IN HANDS

rh11funcwrist

R11 RH5 IMPROVE FUNCTION IN WRIST

rh11funcshold	R11 RH5 IMPROVE FUNCTION IN SHOULDERS
rh11funthead	R11 RH5 IMPROVE FUNCTION IN HEAD
rh11funcneck	R11 RH5 IMPROVE FUNCTION IN NECK
rh11funcarms	R11 RH5 IMPROVE FUNCTION IN ARMS
rh11funclegs	R11 RH5 IMPROVE FUNCTION IN LEGS
rh11funcstom	R11 RH5 IMPROVE FUNCTION IN STOMACH
rh11funcmouth	R11 RH5 IMPROVE FUNCTION IN MOUTH
rh11funcheart	R11 RH5 IMPROVE FUNCTION IN HEART
rh11funclungs	R11 RH5 IMPROVE FUNCTION IN LUNGS (From Other Specify)
rh11funcos	R11 RH5 IMPROVE FUNCTION OTHER SPECIFY
rh11funcnotsp	R11 RH5 IMPROVE FUNCTION NO SPECIFIC PLACE

DISPLAY INSTRUCTIONS:

Display "where" in underlined.

QUESTION TEXT:

SHOW CARD RH2

Next, please tell me where {you were/SP was} trying to improve function? Would you say {your/SP's} back, hip, knee, feet, hand, wrist, shoulder or what?

PROBE: Anywhere else?

SELECT ALL THAT APPLY

CODES	Code All That Apply	
1	BACK	RH6
2	HIP(S)	RH6
3	KNEES(S)	RH6
4	FEET	RH6
5	HAND(S)	RH6
6	WRIST(S)	RH6
7	SHOULDER(S)	RH6
8	HEAD	RH6
9	NECK	RH6
10	ARM(S)	RH6
11	LEG(S)	RH6
12	STOMACH	RH6
13	MOUTH OR THROAT	RH6
14	HEART	RH6
15	LUNGS	RH6
94	OTHER PLACES (SPECIFY)	
95	NO SPECIFIC PLACE (IF VOLUNTEERED)	RH6
	REFUSED	RH6
	DON'T KNOW	RH6

PROGRAMMER INSTRUCTIONS:

Response code 95 cannot be selected in combination with any other code. Display error message "INCONSISTENT ANSWER. 'NO SPECIFIC PLACE' CANNOT BE SELECTED WITH ANY OTHER CATEGORY"

when leaving the screen.

RH5A

RH5A

NOT ON FILE

QUESTION TEXT:

SPECIFY OTHER BODY STRUCTURES TARGETED BY THERAPY

ENTER TEXT

Length

50

RH6

rh11impchew

R11 RH6 IMPROVE CHEWING SWALLOWING

rh11impspeak

R11 RH6 IMPROVE SPEAKING BEING UNDERSTOOD

rh11impspain

R11 RH6 IMPROVE PAIN LEVEL

rh11impbreath

R11 RH6 IMPROVE BREATHING

rh11impweak

R11 RH6 IMPROVE STRENGTH

rh11impmove

R11 RH6 IMPROVE MOVEMENT RANGE OF MOTION

rh11impenergy

R11 RH6 IMPROVE ENERGY LEVEL

rh11impbal

R11 RH6 IMPROVE BALANCE COORDINATION

rh11impfall

R11 RH6 IMPROVE PROBLEMS WITH FALLS

rh11impmemory

R11 RH6 IMPROVE MEMORY

rh11impnone

R11 RH6 IMPROVE NONE OF THESE PROBLEMS

DISPLAY INSTRUCTIONS:

Display "which of these problems" in underlined text.

QUESTION TEXT:

SHOW CARD RH3

Next, please tell me which of these problems, if any, {were you/was SP} trying to improve? Would you say chewing or swallowing, speaking or being understood, pain level, breathing, strength, movement, energy level, balance or coordination, falls, memory or none of these problems?

PROBE: Any others?

SELECT ALL THAT APPLY

CODES

- 1 DIFFICULTY CHEWING OR SWALLOWING
- 2 DIFFICULTY SPEAKING OR BEING UNDERSTOOD
- 3 PAIN LEVEL
- 4 PROBLEM WITH BREATHING

- 5 PROBLEM WITH STRENGTH (MUSCLE WEAKNESS)
- 6 PROBLEM WITH MOVEMENT (RANGE OF MOTION)
- 7 LOW ENERGY LEVEL
- 8 PROBLEM WITH BALANCE OR COORIDNATION
- 9 PROBLEM WITH FALLS
- 10 PROBLEM WITH MEMORY
- 95 NONE OF THESE PROBLEMS
- REFUSED
- DON'T KNOW

RH6B	rh11impbed	R11 RH6B IMPROVE GETTING OUT OF BED
	rh11impwalk	R11 RH6B IMPROVE WALKING INSIDE HOME
	rh11impleave	R11 RH6B IMPROVE LEAVING HOME OUTSIDE
	rh11impdistnc	R11 RH6B IMPROVE WALKING DISTANCES OUTSIDE
	rh11impclimb	R11 RH6B IMPROVE CLIMBING STAIRS
	rh11impdrive	R11 RH6B IMPROVE DRIVING
	rh11imptransp	R11 RH6B IMPROVE USING OTHER TRANSPORTATION
	rh11impnotths	R11 RH6B IMPROVE NONE OF THESE MOBI ACT

DISPLAY INSTRUCTIONS:

Display "which of these" in underlined text.

QUESTION TEXT:

SHOW CARD RH4

Sometimes rehab focuses on improving ways of moving or getting around. Please tell me which of these, if any, {were you/was SP} trying to improve? {Would you say getting out of bed, walking around inside, leaving home to go outside, walking distances outside, climbing stairs, driving, using other forms of transportation, or was it none of these?}

PROBE: Any others?

SELECT ALL THAT APPLY

CODES

- | | |
|----|---|
| | Code All That Apply |
| 1 | GETTING OUT OF BED |
| 2 | WALKING AROUND INSIDE AT HOME |
| 3 | LEAVING HOME TO GO OUTSIDE |
| 4 | WALKING DISTANCES OUTSIDE (SEVERAL
BLOCKS) |
| 5 | CLIMBING STAIRS |
| 6 | DRIVING |
| 7 | USING OTHER FORMS OF TRANSPORTATION |
| 95 | NONE OF THESE |
| | REFUSED |
| | DON'T KNOW |

RH6C	rh11impsc	R11 RH6C IMPROVE CARING FOR SELF
-------------	------------------	----------------------------------

rh11imphh	R11 RH6C IMPROVE HOUSEHOLD ACTIVITIES
rh11impcomp	R11 RH6C IMPROVE USING COMPUTER TABLET
rh11impwork	R11 RH6C IMPROVE WORKING VOLUNTEERING
rh11impcare	R11 RH6C IMPROVE PROVIDING CARE
rh11impactiv	R11 RH6C IMPROVE PARTICIPATING ACTIVITIES
rh11impactnon	R11 RH6C IMPROVE NONE OF THESE ACTIVITIES

DISPLAY INSTRUCTIONS:

Display “which of these” in underlined text.

QUESTION TEXT:

SHOW CARD RH5

Sometimes rehab focuses on improving the ability to carry out specific activities. Please tell me which of these activities, if any, were you/was SP} trying to improve? Would you say caring for yourself, household tasks, using a computer, working/volunteering, providing care to someone else, participating in other activities, or was it none of these?

PROBE: Any others?

SELECT ALL THAT APPLY

CODES

- 1 CARING FOR SELF (WASHING UP, TOILETING, DRESSING, EATING)
- 2 HOUSEHOLD TASKS (SHOPPING FOR GROCERIES, PREPARING MEALS, DOING LAUNDRY)
- 3 USING A COMPUTER, LAPTOP OR TABLET
- 4 WORKING OR VOLUNTEERING
- 5 PROVIDING CARE TO SOMEONE ELSE
- 6 PARTICIPATING IN SOCIAL, RELIGIOUS, OR COMMUNITY ACTIVITIES
- 95 NONE OF THESE ACTIVITIES
REFUSED
DON'T KNOW

PROGRAMMER INSTRUCTIONS:

Response code 95 cannot be selected in combination with any other code. Display error message “INCONSISTENT ANSWER. ‘NONE OF THESE ACTIVITIES’ CANNOT BE SELECTED WITH ANY OTHER CATEGORY” when leaving the screen.

RH6D	rh11devcane	R11 RH6D THERAPIST RECOMMEND CANE WALKER
	rh11devwhlch	R11 RH6D THERAPIST RECOMMEND WHEELCHR SCOOTER
	rh11devramp	R11 RH6D THERAPIST RECOMMEND ENTRANCE RAMP
	rh11devstair	R11 RH6D THERAPIST RECOMMEND STAIR LIFT GLIDE
	rh11devtub	R11 RH6D THERAPIST RECOMMEND GRABBAR TUB SEAT
	rh11devtoil	R11 RH6D THERAPIST RECOMMEND GRABBAR TOIL SEAT

rh11deveat	R11 RH6D THERAPIST RECOMMEND ADAPTED UTENSIL
rh11devdres	R11 RH6D THERAPIST RECOMMEND DRESSING DEV
rh11devgrab	R11 RH6D THERAPIST RECOMMEND REACHER GRABBER
rh11devcomp	R11 RH6D THERAPIST RECOMMEND COMPUTER DEVICE
rh11devcar	R11 RH6D THERAPIST RECOMMEND CAR DEVICE
rh11devoth	R11 RH6D THERAPIST RECOMMEND OTHER CHANGES

DISPLAY INSTRUCTIONS:

Use “Same Question Stem” display.

If STRUCTURE flag = 2 (MULTI-UNIT) and HO2=1 (COMMON OR SHARED ENTRANCE), do not display RH6D3.

If STRUCTURE flag = 2 (MULTI-UNIT) or HO5=1 (ONE FLOOR), do not display RH6D4.

If HO11A= 2 (NO BATHTUB) and HO11B = 1 (YES, SHOWER STALL), display “shower” in RH6D5.

Else if HO11a = 1 (YES, BATHTUB) and HO11b = 2 (NO SHOWER STALL), display “tub area” in RH6D5.

Otherwise, display “shower or tub area” in RH6D5.

If DROVEINLASTYEAR flag <> 1 (YES), use null display in RH6D11.

Otherwise, display “or {drive/drives}” in RH6D11.

If at RH6D1, do not display question text in brackets.

Otherwise, display question text in brackets.

QUESTION TEXT:

{Rehab therapists sometimes recommend devices or equipment to make activities easier, safer or so patients can do them on their own.

In the last year did any of {your/SP's} therapists recommend... { }

{variable text [a – l]}

RESPONSE [1] a. a cane or walker?

RESPONSE [2] b. a wheelchair or scooter?

RESPONSE [3] c. a ramp at the entrance to {your/SP's} home?

RESPONSE [4] d. a stair lift or stair glide?

RESPONSE [5] e. a grab bar or seat in the {{shower} or {tub area}}?

IF NEEDED: A grab bar is designed to help you steady yourself. It may be attached to the wall or built into the shower or tub. Do not include towel racks. A seat includes a chair, stool, or bench used in the shower or bathtub. Some seats are placed in the shower or tub, others are built in.

RESPONSE [6] f. grab bars or a raised seat for the toilet?

IF NEEDED: A grab bar is designed to help you steady yourself. It may be attached to the wall or built into the shower or tub. Do not include towel racks.

RESPONSE [7] g. adapted utensils to help with eating or cutting up food?

RESPONSE [8] h. special items to help with dressing such as buttonhooks or clothes that are designed to get on and off easily?

RESPONSE [9] i. a reacher or grabber to pick up things more easily?

RESPONSE [10] j. adaptive devices for a computer, laptop or tablet?

RESPONSE [11] k. adaptive devices for the car that {you ride /SP rides} in{ or {drive/drives}}?
 RESPONSE [12] l. other changes to the home environment to help with daily tasks?

CODES

- 1 YES
- 2 NO
- REFUSED
- DON'T KNOW

RH7	rh11place1	R11 RH7A RECEIVE REHAB OVERNIGHT HOSP NH REHAB
	rh11place2	R11 RH7B RECEIVE REHAB OUTPATIENT
	rh11place3	R11 RH7C RECEIVE REHAB HOME
	rh11place4	R11 RH7D RECEIVE REHAB SOMEWHERE ELSE

DISPLAY INSTRUCTIONS:

- Use "Same Question Stem" display.
- Display "where" in underlined text.
- Display "overnight" in underlined text in RH7a.
- Display "outpatient" in underlined text in RH7b.
- If at RH7A, do not display question text in brackets.
- Otherwise, display question text in brackets.

QUESTION TEXT:

{ }Next, we are interested in where {you/SP} received rehab services in the last year.

In the last year, did {you/SP} receive rehab ... { }

RESPONSE [1] a. as an overnight patient in a hospital, nursing home, or rehab facility?
 RESPONSE [2] b. as an outpatient at a center, clinic, or facility, or at a doctor's or therapist's office?

IF NEEDED: Outpatient means you did not stay overnight.

RESPONSE [3] c. at home?
 RESPONSE [4] d. somewhere else?

CODES

- 1 YES
- 2 NO
- REFUSED
- DON'T KNOW

BOX RH7E	BOX RH7E	NOT ON FILE
-----------------	-----------------	-------------

If RH7D=1 (YES) go to RH7E.
 Otherwise, go to Box RH8.

RH7E	rh11place5	R11 RH7E RECEIVE REHAB OTHER SPECIFY PLACE TYPE
-------------	-------------------	--

QUESTION TEXT:

SPECIFY WHERE SP RECEIVED REHAB

ENTER TEXT

LENGTH

50

BOX RH8

BOX RH8

NOT ON FILE

If more than one item at RH7A-D = 1 (YES), go to RH8.
Otherwise, go to RH9.

RH8

rh11placelast

R11 RH8 PLACE LAST RECEIVED REHAB

DISPLAY INSTRUCTIONS:

Display “last” in underlined text.

If RH7A = 1 (YES), display “as an overnight patient in a hospital, nursing home, or rehab facility;” and response option 1. OVERNIGHT PATIENT IN HOSPITAL, NURSING HOME, OR REHAB FACILITY.

If RH7B = 1 (YES), display “as an outpatient at a center, clinic, or facility, or at a doctor’s or therapist’s office;” and response option 2. OUTPATIENT AT A CENTER, CLINIC, FACILITY, DOCTOR’S OR THERAPIST’S OFFICE.

If RH7C = 1 (YES), display “at home;” and response option 3. HOME.

If RH7D = 1 (YES), display “at {TEXT FROM RH7E}” and response option 4. SOMEWHERE ELSE.

Display “or” between places received services.

QUESTION TEXT:

Which place did {you/SP} last receive these services?

IF NEEDED: Was it {as an overnight patient in a hospital, nursing home, or rehab facility;/as an outpatient at a center, clinic, or facility, or at a doctor’s or therapist’s office;/at home;/at {TEXT FROM RH7E}}?

CODES

- 1 OVERNIGHT PATIENT IN HOSPITAL, NURSING HOME, OR REHAB FACILITY
- 2 OUTPATIENT AT A CENTER, CLINIC, FACILITY, DOCTOR’S OR THERAPIST’S OFFICEHOME
- 3 SOMEWHERE ELSE
REFUSED
DON’T KNOW

RH9

rh11ability

R11 RH9 FUNCTIONING IMPROVE IN REHAB

QUESTION TEXT:

While {you were/SP was} receiving rehab services in the last year, did {your/his/her} functioning and ability to do activities improve, get worse, or stay about the same?

CODES

- 1 IMPROVED
- 2 GOT WORSE RH9B
- 3 STAYED ABOUT THE SAME RH10

4

VARIED/UP AND DOWN (IF VOLUNTEERED)
REFUSED
DON'T KNOW

RH10
RH10
RH10

RH9A

rh11abilimp

R11 RH9A HOW MUCH FUNCTIONING IMPROVE IN REHAB

QUESTION TEXT:

Did it improve a lot, somewhat, or a little?

CODES

- 1 A LOT
- 2 SOMEWHAT
- 3 A LITTLE
- REFUSED
- DON'T KNOW

PROGRAMMER INSTRUCTIONS:

Go to RH10.

RH9B

rh11abilworse

R11 RH9B HOW MUCH FUNCTIONING WORSE IN REHAB

QUESTION TEXT:

Did it get a lot worse, somewhat worse or a little worse?

CODES

- 1 A LOT
- 2 SOMEWHAT
- 3 A LITTLE
- REFUSED
- DON'T KNOW

RH10

rh11rehabnow

R11 RH10 STILL RECEIVING REHAB

DISPLAY INSTRUCTIONS:

Display "still" in underlined text.

QUESTION TEXT:

{Are you/Is SP} still receiving rehab services?

CODES

- 1 YES
- 2 NO
- REFUSED
- DON'T KNOW

BOX RH11

BOX RH11

NOT ON FILE

If RH10=2 (NO) go to RH11.
Otherwise, go to Section SD – Smoking.

RH11**rh11metgoals**

R11 RH11 MET GOALS WHEN REHAB ENDED

QUESTION TEXT:

When {your/SP's} rehab services ended, had {you/SP} met all or most of {your/his/her} goals?

CODES

- | | |
|---|------------|
| 1 | YES |
| 2 | NO |
| | REFUSED |
| | DON'T KNOW |

RH12**rh11metinsur**

R11 RH12 MET INSURANCE LIMIT WHEN REHAB ENDED

QUESTION TEXT:

When {your/SP's} rehab services ended, had {you/SP} met the limit of {your/{his/her}} insurance coverage?

CODES

- | | |
|---|------------|
| 1 | YES |
| 2 | NO |
| | REFUSED |
| | DON'T KNOW |

RH13**rh11abilnow**

R11 RH13 FUNCTIONING IMPROVE WHEN REHAB ENDED

QUESTION TEXT:

Since {your/SP's} rehab services ended, have {your/his/her} functioning and ability to do activities improved, got worse, or stayed about the same?

CODES

- | | | |
|---|-------------------------------------|------------|
| 1 | IMPROVED | |
| 2 | GOT WORSE | RH15 |
| 3 | STAYED ABOUT THE SAME | Section SD |
| 4 | VARIED/UP AND DOWN (IF VOLUNTEERED) | Section SD |
| | REFUSED | Section SD |
| | DON'T KNOW | Section SD |

RH14**rh11nowimp**

R11 RH14 HOW MUCH FUNCTION IMPROVE AFTER REHAB

QUESTION TEXT:

Did it improve a lot, somewhat, or a little?

CODES

- | | |
|---|------------|
| 1 | A LOT |
| 2 | SOMEWHAT |
| 3 | A LITTLE |
| | REFUSED |
| | DON'T KNOW |

PROGRAMMER INSTRUCTIONS:
Go to Section SD – Smoking.

RH15

rh11noworse

R11 RH15 HOW MUCH FUNCTION WORSE
AFTER REHAB

QUESTION TEXT:

Did it get a lot worse, somewhat worse, or a little worse?

CODES

1	A LOT
2	SOMEWHAT
3	A LITTLE
	REFUSED
	DON'T KNOW

PROGRAMMER INSTRUCTIONS:
Go to Section SD – Smoking.

NHATS Round 11

Section SD [SMOKING]

Sequence: 28

BOX SD2

BOX SD2

NOT ON FILE

If R1 SD1 (EVER SMOKED) = 1 (YES), go to SD2.

Otherwise, go to SECTION CD -- Clock Drawing.

SD2

sd11smokesnow

R11 SD2 SMOKES NOW

QUESTION TEXT:

{Do you/Does SP} smoke cigarettes now?

CODES

1	YES
2	NO
	REFUSED
	DON'T KNOW

BOX SD3

BOX SD3

NOT ON FILE

If SD2 =1 (YES), go to SD3.

Otherwise, go to Section CD -- Clock Drawing.

SD3

sd11numcigday

R11 SD3 NUM OF CIGARETTES PER DAY

QUESTION TEXT:

On average, how many cigarettes per day {do you/does SP} usually smoke?

IF NEEDED: A pack contains 20 cigarettes.

ENTER # OF CIGARETTES

ENTER 999 IF SP SMOKES LESS THAN 1 CIGARETTE PER DAY

ENTER NUMBER

Range	1 to 120
Soft Range	1 to 40
REFUSED	
DON'T KNOW	

PROGRAMMER INSTRUCTIONS:

IF NUMBER ENTERED VIOLATES THE HARD RANGE (SD3<1 OR SD3>120) AND SD3 <>999 THEN DISPLAY ERROR MESSAGE #13 FROM THE GLOBAL SPEC.

BOX SD4

BOX SD4

NOT ON FILE

Go to Section CD -- Clock Drawing.

NHATS Round 11

Section PE [PERFORMANCE]

Sequence: 29

BOX PE1PRE

BOX PE1PRE

NOT ON FILE

If Part 2 (SP Activities), go to PE14.
Otherwise, go to PE1PRE.

PE1PRE

PE1PRE

NOT ON FILE

QUESTION TEXT:

When I visit I will ask {you/SP} to try to perform a few simple movements, that is to move {your/{his/her}} body in different ways. To prepare, I need to ask a few questions.

PRESS 1 AND ENTER TO CONTINUE

PE1

pe11whhndsign

R11 PE1 HAND USE TO SIGN YOR NAME

QUESTION TEXT:

Which hand {do you/does SP} use to sign {your/{his/her}} name?

CODES

1	LEFT
2	RIGHT
3	BOTH
	REFUSED
	DON'T KNOW

PROGRAMMER INSTRUCTIONS:

If PE1 = 1, set LEFTHANDED flag = 1 (yes).
If PE1 = 2, set RIGHTHANDED flag = 1 (yes).
If PE1 = 3, set EITHERHANDED flag = 1 (yes).

PE2

pe11surghdwr

R11 PE2 HAVE SURGRY TO HAND WRIST

DISPLAY INSTRUCTIONS:

Display "in the last 3 months" in bold underlined text.

QUESTION TEXT:

In the last 3 months, that is since {MONTH AND YEAR 3 MONTHS PRIOR TO TODAY'S DATE}, {have you/has SP} had surgery or a serious injury on {your/{his/her}} hand or wrist?

CODES

1	YES	
2	NO	PE4
	REFUSED	PE4
	DON'T KNOW	PE4

PE3

pe11surgyside

R11 PE3 WHICH SIDE WAS SURGERY

QUESTION TEXT:

Which side was that (surgery or serious injury on {your/SP's} hand or wrist)? Was it the left side or right side?

CODES

1	LEFT SIDE	
2	RIGHT SIDE	
3	BOTH SIDES	PE8
	REFUSED	
	DON'T KNOW	

PROGRAMMER INSTRUCTIONS:

If PE3 = 1 (left hand/wrist surgery), set LEFTGRIPTTEST flag = 2 (no).

If PE3 = 2 (right hand/wrist surgery), set RIGHTGRIPTTEST flag = 2 (no).

If PE3 = 3 (both hands/wrists surgery), set LEFTGRIPTTEST flag = 2 (no) and RIGHTGRIPTTEST flag = 2 (no).

PE4**pe11flrupain**

R11 PE4 EXPER FLARE UP PAIN HAND

DISPLAY INSTRUCTIONS:

Display "currently" in bold underlined text.

QUESTION TEXT:

{Are you/Is SP} currently experiencing a flare-up of pain in either hand or wrist?

CODES

1	YES	
2	NO	PE6
	REFUSED	PE6
	DON'T KNOW	PE6

PE5**pe11sideflrup**

R11 PE5 SIDE CURRNT FLARE UP PAIN

DISPLAY INSTRUCTIONS:

Display "current" in bold underlined text.

QUESTION TEXT:

Which side is that current flare-up of pain in {your/SP's} hand or wrist? Is it the left side or right side?

CODES

1	LEFT SIDE	
2	RIGHT SIDE	
3	BOTH SIDES	PE8
	REFUSED	
	DON'T KNOW	

PROGRAMMER INSTRUCTIONS:

If PE5 = 1 (left hand/pain flare up), set LEFTGRIPTTEST flag = 2 (no).

If PE5 = 2 (right hand/pain flare up), set RIGHTGRIPTTEST flag = 2 (no).

If PE5 = 3 (both hands/pain flare ups), set LEFTGRIPTTEST flag = 2 (no) and RIGHTGRIPTTEST flag = 2 (no).

PE6**pe11surgarmsh**

R11 PE6 SURGERY ARM OR SHOULDER

DISPLAY INSTRUCTIONS:

Display "In the last 3 months" in bold underlined text.

QUESTION TEXT:

In the last 3 months, that is since {MONTH AND YEAR 3 MONTHS PRIOR TO TODAY'S DATE}, {have you/has SP} had surgery or a serious injury on {your/{his/her}} arm or shoulder

CODES

1	YES	
2	NO	PE8
	REFUSED	PE8
	DON'T KNOW	PE8

PE7**pe11sidsurgar**

R11 PE7 SIDE SURGERY ARM OR SHLDR

QUESTION TEXT:

Which side was that (surgery or serious injury on {your/SP's} arm or shoulder)? Was it the left side or right side?

CODES

1	LEFT SIDE
2	RIGHT SIDE
3	BOTH SIDES
	REFUSED
	DON'T KNOW

PROGRAMMER INSTRUCTIONS:

If PE7 = 1 (left arm/shoulder surgery), set LEFTGRIPTTEST flag = 2 (no).

If PE7 = 2 (right arm/shoulder surgery), set RIGHTGRIPTTEST flag = 2 (no).

If PE7 = 3 (both arms/shoulders surgery), set LEFTGRIPTTEST flag = 2 (no) and RIGHTGRIPTTEST flag = 2 (no).

PE8**pe11surgyhips**

R11 PE8 SURG HIPS IN CLUD REPLCMNT

DISPLAY INSTRUCTIONS:

Display "In the last 3 months" in bold underlined text.

QUESTION TEXT:

In the last 3 months, that is since {MONTH AND YEAR 3 MONTHS PRIOR TO TODAY'S DATE}, {have you/has SP} had surgery or a serious injury on {your/{his/her}} hips (including hip replacement surgery)?

CODES

1	YES	
2	NO	BOX PE11
	REFUSED	BOX PE11
	DON'T KNOW	BOX PE11

PE9**pe11sidhipsg**

R11 PE9 SIDE WAS HIP SURGERY ON

QUESTION TEXT:

Was that (surgery or serious injury on {your/SP's} hips) only on one side or on both sides?

CODES

1	ONE SIDE
2	BOTH SIDES
	REFUSED
	DON'T KNOW

PROGRAMMER INSTRUCTIONS:

If PE9 = 2 (both hips surgery), set CHAIRSTANDS flag = 2 (no).

BOX PE11**BOX PE11**

NOT ON FILE

If MO24 = 1 (always uses mobility device to get out of bed) or MO26 = 4 (never got out of bed by self), go to PE11.

Otherwise go to BOX PE13.

PE11**pe11stndwhold**

R11 PE11 STAND WITHOUT HOLDING ON

DISPLAY INSTRUCTIONS:

Display "stand without holding onto anyone or anything" in bold underlined text.

QUESTION TEXT:

When I visit, I will ask {you/SP} to stand without holding onto anyone or anything. I can help {you/{him/her}} get up if {you/{he/she}} would like me to. {Are you/Is SP} able to try this?

CODES

- | | |
|---|------------|
| 1 | YES |
| 2 | NO |
| | REFUSED |
| | DON'T KNOW |

PROGRAMMER INSTRUCTIONS:

If PE11 = 2 (not able to stand without holding on to anyone/anything), set BALANCESTANDS flag = 2 (no).

BOX PE12**BOX PE12**

NOT ON FILE

If CHAIRSTANDS flag = 2 (NO), go to PE13.
Otherwise, go to PE12.

PE12**pe11upchbyslf**

R11 PE12 GET UP OUT CHAIR BY SELF

DISPLAY INSTRUCTIONS:

Display "without" and "by {yourself/{himself/herself}}" in bold underlined text.

If CANE flag = 1 (yes) or WALKER flag = 1 (yes), display "and without {your/{his/her}} {cane/walker/cane or walker}".

If CANE flag = 1 (yes) and WALKER flag is null, display "cane".

If WALKER flag = 1 (yes) and CANE flag is null, display "walker".

If CANE flag = 1 (yes) and WALKER flag = 1 (yes), display "cane or walker".

QUESTION TEXT:

I will also ask {you/SP} to get up out of a chair by {yourself/{himself/herself}} {and without {your/{his/her}} {cane/walker/cane or walker}}. {Are you/Is SP} able to try this?

CODES

- | | |
|---|------------|
| 1 | YES |
| 2 | NO |
| | REFUSED |
| | DON'T KNOW |

PROGRAMMER INSTRUCTIONS:

If PE12 = 2 (unable to try getting up from chair without mobility devices/help), set CHAIRSTANDS flag = 2 (no).

BOX PE13**BOX PE13**

NOT ON FILE

If MO15 = 1 (used wheelchair every time to get around home/building) or MO16 = 1 (used scooter every time to get around home/building) set WALKING COURSE flag = no (2) and go to PE14.

Otherwise go to PE13.

PE13**pe11wlkdself**

R11 PE13 WALK SHORT DIST BY SELF

DISPLAY INSTRUCTIONS:

Display "walk a short distance in this room by {yourself/{himself/herself}}"
in bold underlined text.

If MO13 = 1,2,3, or 4 (used cane every time, most times, sometimes, or rarely when walking around inside) or MO14 = 1,2,3, or 4 (used walker every time, most times, sometimes, or rarely when walking around inside), display "{You/{He/She}} may use {your/{his/her}} {cane/walker/cane or walker} if {you feel/{he/she} feels} {you need/{he/she} needs} it to walk a short distance."

If MO13 = 1,2,3, or 4 and MO14 ≠ 1,2,3, or 4, display "cane".

If MO14 = 1,2,3, or 4 and MO13 ≠ 1,2,3, or 4, display "walker".

If MO13 = 1,2,3, or 4 and If MO14 = 1,2,3, or 4, display "cane or walker".

QUESTION TEXT:

I will (also) be asking {you/SP} to walk a short distance in this room by {yourself/{himself/herself}}. {{You/{He/She}} may use {your/{his/her}} {cane/walker/cane or walker} if {you feel/{he/she} feels} {you need/{he/she} needs} it to walk a short distance.} {Are you/Is SP} able to try this?

CODES

1	YES
2	NO
	REFUSED
	DON'T KNOW

PROGRAMMER INSTRUCTIONS:

If PE13 = 2 (unable to walk short distance), set WALKINGCOURSE flag = 2 (no).

PE14**PE14**

NOT ON FILE

DISPLAY INSTRUCTIONS:

Display "ACTIVITIES TO SET UP AND DEMONSTRATE" in bolded text.

Display grid with 7 rows and 3 columns.

In R1C1, use null display.

In R1C2, display "ACTIVITY" in bolded text.

In R1C3, display "ADMINISTER" in bolded text.

In R2C1, display "1."

In R2C2, display "BALANCE STANDS".

In R2C3, if BALANCESTANDS flag = 2 (no), set BALANCESTANDESELIG flag = 2 (NO), and display "NO".

Otherwise, set BALANCESTANDESELIG flag = 1 (YES), and display "YES".

In R3C1, display "2."

In R3C2, display "WALKING COURSE".

In R3C3, if WALKINGCOURSE flag = 2 (no), set WALKINGCOURSESELIG flag = 2 (NO), and display "NO".

Otherwise, set WALKINGCOURSESELIG flag = 1 (YES), and display "YES".

In R4C1, use null display.

In R4C2, use null display.

In R4C3:

If WALKINGCOURSESELIG flag = 1 (YES) and [MO13 = 2, 3, or 4 (used cane most times, sometimes, or rarely inside) or MO14 = 2, 3, or 4 (used walker most times, sometimes, or rarely inside)], set AIDUSAGE flag = 2 (SOMETIMES), and display "B. SOMETIMES USES CANE/WALKER AROUND HOME".

Else, if WALKINGCOURSELIG flag = 1 (YES) and [MO13 = 1 (used cane every time inside) or MO14 = 1 (used walker every time inside)], set AIDUSAGE flag = 3 (ALWAYS), and display "C. ALWAYS USES CANE/WALKER AROUND HOME".

Otherwise, if WALKINGCOURSELIG flag = 1 (YES), set AIDUSAGE flag = 1 (NEVER), and display "A. DOESN'T USE CANE/WALKER AROUND HOME".

In R5C1, display "3."

In R5C2, display "CHAIR STANDS".

In R5C3, if CHAIRSTANDS flag = 2 (no), set CHAIRSTANDESELIG flag = 2 (NO), and display "NO".

Otherwise, set CHAIRSTANDESELIG flag = 1 (YES), and display "YES".

In R6C1, display "4."

In R6C2, display "GRIP STRENGTH".

In R6C3:

If LEFTGRIPTEST flag=2 (no) and RIGHTGRIPTEST flag=2 (no), set GRIPSTRENGTHLIG flag = 3 (NO), and display "NO".

Else if LEFTGRIPTEST flag=2 (no) and RIGHTGRIPTEST flag NE 2 (no), set GRIPSTRENGTHLIG flag = 1 (YES RIGHT), and display "YES RIGHT".

Else if LEFTGRIPTEST flag NE 2 (no) and RIGHTGRIPTEST flag=2 (no), set GRIPSTRENGTHLIG flag = 2 (YES LEFT), and display "YES LEFT".

Else if [LEFTGRIPTEST flag NE 2 (NO) and RIGHTGRIPTEST flag NE 2 (no)] and [LEFTHANDED flag = 1 (YES)], set GRIPSTRENGTHLIG flag = 2 (YES LEFT), and display "YES LEFT".

Otherwise, set GRIPSTRENGTHLIG flag = 1 (YES RIGHT), and display "YES RIGHT".

If MAIN Task, display "TRANSFER INFORMATION TO FRONT PAGE OF ACTIVITIES BOOKLET".

If Part 2 (SP Activities), display "AFTER ACTIVITIES ARE COMPLETED,"

QUESTION TEXT:

```
ACTIVITIES TO SET UP AND DEMONSTRATE

      ACTIVITY                ADMINISTER
1.  BALANCE STANDS           {YES/NO}
2.  WALKING COURSE           {YES/NO}
                                   {A. DOESN'T USE CANE/WALKER AROUND HOME/
                                   B. SOMETIMES USES CANE/WALKER AROUND HOME/
                                   C. ALWAYS USES CANE/WALKER AROUND HOME}
3.  CHAIR STANDS             {YES/NO}
4.  GRIP STRENGTH            {YES RIGHT/YES LEFT/NO}

{TRANSFER INFORMATION TO FRONT PAGE OF ACTIVITIES BOOKLET}

{AFTER ACTIVITIES ARE COMPLETED,} PRESS 1 AND ENTER TO CONTINUE
```

PE15

PE15

NOT ON FILE

QUESTION TEXT:

```
REMEMBER TO AFFIX SP ID LABEL AND WRITE YOUR INTERVIEWER ID AND DATE ON ACTIVITIES
BOOKLET COVER.
```

```
PRESS 1 AND ENTER TO CONTINUE
```

PROGRAMMER INSTRUCTIONS:

If Part 2 (SP Activities), go to Section HW – Height & Weight

Else Go to Section VH – Vision & Hearing.

Flag Variables Set in PE Section	
f111lefthand	R11 F PE CAN SP DO LEFT HAND TEST
f111righthand	R11 F PE CAN SP DO RGT HAND TEST
f111eiherhand	R11 F PE CAN SP DO EITHR HAND TST
f111ftgrptst	R11 F PE CAN SP DO LFT GRIP TEST
f111rhtgrptst	R11 F PE CAN SP DO RIGHT GRIP TST
f111charstnds	R11 F PE CAN SP DO CHAIR STANDS
f111balstands	R11 F PE CAN SP DO BALANCE STANDS
f111wkingrse	R11 F PE CAN SP DO WALKING COURSE

NHATS Round 11

Section HW [HEIGHT AND WEIGHT]

Sequence: 30

HW1PRE

HW1PRE

NOT ON FILE

QUESTION TEXT:

Now, I have a few questions about {your/SP's} height and weight.

PRESS 1 AND ENTER TO CONTINUE

HW2

hw11currweigh

R11 HW2 YOU CURRENTLY WEIGH

QUESTION TEXT:

How much {do you/does SP} currently weigh?

ENTER WEIGHT IN POUNDS

ENTER NUMBER

Range	65 to 600
Soft Range	90 to 300
REFUSED	
DON'T KNOW	

PROGRAMMER INSTRUCTIONS:

Hard range: 65-600.
Soft range: 90-300.

HW4

hw11lst10pnds

R11 HW4 LOST 10 POUNDS IN LAST YR

DISPLAY INSTRUCTIONS:

Display "lost 10 or more pounds" in bold underlined text.

QUESTION TEXT:

{Have you/Has SP} lost 10 or more pounds in the last 12 months?

CODES

1	YES	
2	NO	HW7
	REFUSED	HW7
	DON'T KNOW	HW7

HW5

hw11trytolose

R11 HW5 WERE YOU TRYNG LOSE
WEGHT

QUESTION TEXT:

{Were you/Was SP} trying to lose weight?

CODES

1	YES	
2	NO	
	REFUSED	
	DON'T KNOW	

HW7**hw11howtallft**

R11 HW7 HOW TALL ARE YOU FEET

DISPLAY INSTRUCTIONS:

Display HW7 and HW8 on the same screen.

QUESTION TEXT:

How tall {are you/is SP}?

ENTER HEIGHT IN FEET

ENTER NUMBER

Range

3 to 7

Soft Range

4 to 6

REFUSED

SECTION WB

DON'T KNOW

SECTION WB

PROGRAMMER INSTRUCTIONS:

Hard range: 3-7.

Soft range: 4-6.

HW8**hw11howtallin**

R11 HW8 HOW TALL ARE YOU INCHES

DISPLAY INSTRUCTIONS:

Display HW7 and HW8 on the same screen.

QUESTION TEXT:

[How tall {are you/is SP}?:]

ENTER HEIGHT IN INCHES

ENTER NUMBER

Range

0 to 11

REFUSED

DON'T KNOW

PROGRAMMER INSTRUCTIONS:

Range 0-11

Go to Section WB – Well-Being

NHATS Round 11

Section **WB** **[WELL-BEING]**

Sequence: 31

BOX WB1PRE

BOX WB1PRE

NOT ON FILE

If PROXY flag=1 (YES), go to Section IP – Insurance Plans.

Otherwise, continue.

WB1PRE

WB1PRE

NOT ON FILE

QUESTION TEXT

The next few questions focus on your feelings over the last month.

PRESS 1 AND ENTER TO CONTINUE

WB1

wb11offelche1

R11 WB1 OFTEN YOU FEEL CHEERFUL

wb11offelche2

R11 WB1 OFTEN YOU FEEL BORED

wb11offelche3

R11 WB1 OFTEN YOU FEEL FULLOFLIFE

wb11offelche4

R11 WB1 OFTEN YOU FEEL UPSET

wb11offelche5

R11 WB1 OFTEN YOU FEEL LONELY

DISPLAY INSTRUCTIONS:

Use “Same Question Stem” display for WB1[a-e].

If at WB1a, do not display question text in brackets.

Otherwise, display question text in brackets.

QUESTION TEXT:

SHOW CARD WB1

{{}}During the last month, how often did you feel{{}}

{variable text [a-e]}

RESPONSE [1] a. cheerful?

RESPONSE [2] b. bored?

RESPONSE [3] c. full of life?

RESPONSE [4] d. upset?

RESPONSE [5] e. lonely?

{{}}Would you say every day, most days, some days, rarely, or never?{{}}

CODES

- | | |
|---|------------------------------|
| 1 | EVERY DAY (7 DAYS A WEEK) |
| 2 | MOST DAYS (5-6 DAYS A WEEK) |
| 3 | SOME DAYS (2-4 DAYS A WEEK) |
| 4 | RARELY (ONCE A WEEK OR LESS) |
| 5 | NEVER
REFUSED |

DON'T KNOW

PROGRAMMER INSTRUCTIONS:

Array the responses and Variable text columns in the panel.
Display 'variable text' in the a-e sequence until all rows have been displayed.

WB2	wb11truestme1	R11 WB2 SP LIFE HAS MEANING PURPS
	wb11truestme2	R11 WB2 SP FEELS CONFIDENT
	wb11truestme3	R11 WB2 SP GAVE UP IMPROVING LIFE
	wb11truestme4	R11 WB2 SP LIKES LIVING SITUATION

DISPLAY INSTRUCTIONS:

Use "Same Question Stem" display for WB2[a-d].
If at WB2a, do not display question text in brackets.
Otherwise, display question text in brackets.

QUESTION TEXT:

{ }Next, tell me whether you agree a lot, a little, or not at all with the following statements about your life. { }

{variable text [a-d]}

RESPONSE [1] a. My life has meaning and purpose.
RESPONSE [2] b. I feel confident and good about myself.
RESPONSE [3] c. I gave up trying to improve my life a long time ago.
RESPONSE [4] d. I like my living situation very much.

CODES

- 1 AGREE A LOT
- 2 AGREE A LITTLE
- 3 AGREE NOT AT ALL
- REFUSED
- DON'T KNOW

PROGRAMMER INSTRUCTIONS:

Array the responses and Variable text columns in the panel.
Display 'variable text' in the a-d sequence until all rows have been displayed.

WB3	wb11ageyofeel	R11 WB3 AGE YOU FEEL MOST OF TIME
------------	----------------------	-----------------------------------

QUESTION TEXT:

Sometimes people feel older or younger than their age. During the last month, what age did you feel most of the time?

ENTER AGE

ENTER NUMBER

- Range 18 to 110
- REFUSED
- DON'T KNOW

WB4	wb11agrwtmt1	R11 WB4 SP SELF DETERMINATION
------------	---------------------	-------------------------------

wb11agrwtmt2

R11 WB4 SP WANTS-FINDS WAY TO DO

wb11agrwtmt3

R11 WB4 SP ADJUSTS TO CHANGE

DISPLAY INSTRUCTIONS:

Use "Same Question Stem" display.

If at WB4a, do not display question text in brackets.

Otherwise, display question text in brackets.

QUESTION TEXT:

{[]For these last few statements, please tell me if you agree a lot, a little, or not at all.[]}

{variable text [a-c]}

RESPONSE [1] a. Other people determine most of what I can and cannot do.

RESPONSE [2] b. When I really want to do something, I usually find a way to do it.

RESPONSE [3] c. I have an easy time adjusting to change.

CODES

- | | |
|---|------------------|
| 1 | AGREE A LOT |
| 2 | AGREE A LITTLE |
| 3 | AGREE NOT AT ALL |
| | REFUSED |
| | DON'T KNOW |

PROGRAMMER INSTRUCTIONS:

Array the responses and Variable text columns in the panel.

Display 'variable text' in the a-c sequence until all rows have been displayed.

Go to Section IP – Insurance Plans.

NHATS Round 11

Section IP [INSURANCE PLANS]

Sequence: 34

IP1PRE

IP1PRE

NOT ON FILE

QUESTION TEXT:

Now we have a few questions about {your/SP's} health insurance.

PRESS 1 AND ENTER TO CONTINUE

IP1

ip11covmedcad

R11 IP1 COVERED BY MEDICARE PART D

QUESTION TEXT:

{Are you/Is SP} (currently) covered by or enrolled in a Medicare Prescription Drug plan, also called Part D?

CODES

1	YES	IP3
2	NO REFUSED DON'T KNOW	

IP2

ip11otdrugcov

R11 IP2 DRUG COVERG SOME OTHR WAY

QUESTION TEXT:

{Do you/Does SP} have prescription drug coverage through a current or former employer or some other way?

CODES

1	YES	
2	NO REFUSED DON'T KNOW	

IP3

ip11mgapmedsp

R11 IP3 MEDIGAP OR MEDICARE SUPP

QUESTION TEXT:

Some people have additional coverage besides Medicare to pay for doctors and other medical care. This is sometimes referred to as Medigap or a Medicare Supplement. {Do you/Does SP} have this type of health insurance coverage?

CODES

1	YES	
2	NO REFUSED DON'T KNOW	

IP4

ip11cmedicaid

R11 IP4 COV BY STATE MEDICAID PRG

DISPLAY INSTRUCTIONS:

Display "{STATE NAME FOR MEDICAID PROGRAM}" and "{STATE NAME FOR MEDICAID PROGRAM}" if state name for Medicaid is not "Medicaid".

Otherwise display "Medicaid"

QUESTION TEXT:

Medicaid {, also known as {STATE NAME FOR MEDICAID PROGRAM}}, is a state program for low-income people or for people on public assistance. Sometimes people with very large medical bills are also covered by Medicaid.

{Are you/Is SP} now covered by {Medicaid/{STATE NAME FOR MEDICAID PROGRAM}}?

CODES

- 1 YES
- 2 NO
- REFUSED
- DON'T KNOW

PROGRAMMER INSTRUCTIONS:

Use NHATS State Name for Medicaid file for {STATE NAME FOR MEDICAID PROGRAM} display.

IP5

ip11covtricar

R11 IP5 COVERED BY TRICARE

QUESTION TEXT:

TRICARE is a health care program for active duty and retired members of the uniformed Armed Forces, their families, and survivors.

{Are you/Is SP} now covered by TRICARE?

CODES

- 1 YES
- 2 NO
- REFUSED
- DON'T KNOW

BOX IP5A

BOX IP5A

NOT ON FILE

If LAST INT IP6 = 1 (YES), go to IP5A.

Otherwise, go to IP6

IP5A

ip11nginslast

R11 IP5A HAVE LTC INS FROM LAST INT

QUESTION TEXT:

At the time of the last interview ({LAST INT MONTH, DAY, AND YEAR}), {you/SP} had insurance that paid for a year or more of care in a nursing home, assisted living, or in {your/his/her} home. {Do you/Does {he/she}} still have this insurance?

CODES

- 1 YES IP7
- 2 NO SECTION LF
- 90 LAST INTERVIEW INFORMATION INCORRECT
- REFUSED SECTION LF
- DON'T KNOW SECTION LF

IP6

ip11nginsnurs

R11 IP6 NONGOV INSR FOR NURS HOME

QUESTION TEXT:

Not including government programs, {do you/does SP} have any insurance that would pay for a year or more of care in a nursing home, assisted living, or in {your/his/her} home?

CODES

- 1 YES
- 2 NO SECTION LF
- REFUSED SECTION LF
- DON'T KNOW SECTION LF

IP7

ip11typcarco1

R11 IP7 LTC INS NURSNG HOME COVD

ip11typcarco2

R11 IP7 LTC INS ASSISTD LVNG COVD

ip11typcarco3

R11 IP7 LTC INS HOME HEALTH COVD

QUESTION TEXT:

Which types of care are covered by {your/SP's} policy? Care in: a nursing home, assisted living, or care in {your/his/her} home?

SELECT ALL THAT APPLY

CODES

Code All That Apply

- 1 NURSING HOME CARE
- 2 ASSISTED LIVING
- 3 CARE BY HOME HEALTH PROVIDERS IN HOME
- REFUSED
- DON'T KNOW

PROGRAMMER INSTRUCTIONS:

Allow code all that apply.

IP8

ip11payprems

R11 IP8 HOW MUCH PAY IN PREMIUMS

QUESTION TEXT:

Please look at this card. For the year ending December {CURRENT YEAR-1}, how much altogether did {you/SP} pay in premiums? Would you say less than \$1,000, 1,000 to less than \$2,000, \$2,000 to less than \$3,000, \$3,000 to less than \$5,000, or \$5,000 or more?

CODES

- 1 LESS THAN \$1,000,
- 2 \$1,000 TO LESS THAN \$2,000,
- 3 \$2,000 TO LESS THAN \$3,000,
- 4 \$3,000 TO LESS THAN \$5,000, or
- 5 \$5,000 or OR MORE?
- REFUSED
- DON'T KNOW

BOX IP9

BOX IP9

NOT ON FILE

Go to Section LF - Labor Force.

NHATS Round 11

Section LF [LABOR FORCE]

Sequence: 33

LF1PRE

LP1PRE

NOT ON FILE

QUESTION TEXT:

We have some questions about {you/SP} and {your/his/her} family to help us understand how well people are managing financially these days.

PRESS 1 AND ENTER TO CONTINUE

BOX LF1

BOX LF1

NOT ON FILE

If FACILITY flag=1 (YES) and PA17 NE 1 (WORKED IN LAST MONTH), go to BOX LF13.

Otherwise, go to LF1.

LF1

If11workfpy

R11 LF1 WORKED FOR PAY REENTLY

DISPLAY INSTRUCTIONS:

If TODAY'S date is a Saturday, display "beginning on Sunday {MONTH, DAY OF SUNDAY PRIOR TO INTERVIEW}" and "today"

If TODAY'S date is not a Saturday, display "on Sunday {MONTH, DAY OF SUNDAY PRIOR TO THE SATURDAY BEFORE TODAY'S DATE}" and "on Saturday {MONTH, DAY OF SATURDAY PRIOR TO TODAY'S DATE}"

QUESTION TEXT:

Did {you/SP} do any work for pay in the last week? By the last week, I mean the week beginning on Sunday {MONTH, DAY OF SUNDAY PRIOR TO TODAY/MONTH, DAY OF SUNDAY PRIOR TO THE SATURDAY BEFORE TODAY'S DATE} and ending {today/on Saturday {MONTH, DAY OF SATURDAY PRIOR TO TODAY'S DATE}}?

CODES

1	YES	LF4
2	NO	
3	RETIRED/DON'T WORK ANYMORE	BOX LF13
	REFUSED	
	DON'T KNOW	

LF2

If11abstlstwk

R11 LF2 ABSENT FRM JOB LAST WEEK

QUESTION TEXT:

{Do you/Does SP} have a job from which {you were/{he/she} was} absent last week because of illness, vacation, or some other reason?

CODES

1	YES	LF4
2	NO	
3	RETIRED/DON'T WORK ANYMORE	BOX LF13
	REFUSED	BOX LF13
	DON'T KNOW	BOX LF13

LF3

If11wrkplstmn

R11 LF3 WORK FOR PAY IN LST MONTH

QUESTION TEXT:

{Now think about last month, that is {MONTH BEFORE INTERVIEW MONTH}. Did {you/SP} do any work for pay at any time in the last month?

CODES

1	YES	LF8
2	NO	BOX LF13
	REFUSED	BOX LF13
	DON'T KNOW	BOX LF13

LF4

If11mrthnonjb

R11 LF4 MOR THN ONE JOB LAST WEEK

QUESTION TEXT:

Last week, did {you/SP} have more than one job, including part-time, evening, or weekend work?

CODES

1	YES
2	NO
	REFUSED
	DON'T KNOW

LF5

If11hrswkwork

R11 LF5 HRS PR WEEK WORK MAIN JOB

DISPLAY INSTRUCTIONS:

If LF4=1 (YES), display "main job" and "By main job, I mean the job at which {you work/{he/she} works} the most hours."

Otherwise, display "job".

QUESTION TEXT:

How many hours per week {do you/does SP} usually work at {your/his/her} {job/main job}? {By main job, I mean the job at which {you work/{he/she} works} the most hours.}

ENTER NUMBER OF HOURS USUALLY WORK

IF NUMBER OF HOURS VARY EACH WEEK, ENTER 97

ENTER NUMBER

Range	1 to 100
REFUSED	LF8
DON'T KNOW	LF8

BOX LF6

BOX LF6

NOT ON FILE

If LF2=1 (YES, ABSENT LAST WEEK), go to LF7.
Otherwise go to LF6.

LF6

If11hrwrkltwk

R11 LF6 HOURS WORK LAST WEEK

QUESTION TEXT:

How many hours did {you/SP} work last week?

ENTER NUMBER OF HOURS

ENTER NUMBER

Range	1 to 100
REFUSED	LF8
DON'T KNOW	LF8

PROGRAMMER INSTRUCTIONS:

ALL RESPONSES SKIP TO LF8

LF7

If11hrwrklstw

R11 LF7 HOW MNY HOURS DID YOU WRK

QUESTION TEXT:

You said {you were/SP was} absent from work last week. How many hours did {you/he/she} work the last week {you were/{he/she} was} at work?

ENTER NUMBER OF HOURS

ENTER NUMBER

Range	1 to 100
REFUSED	
DON'T KNOW	

LF8

If11oftpaid

R11 LF8 HOW OFTN PAID ON MAIN JOB

DISPLAY INSTRUCTIONS:

If LF4=1 (YES), display "In {your/SP's} main job, {are you/is {he/she}}"

Otherwise, display "Are you/Is SP".

QUESTION TEXT:

{{Are you/Is SP} /In {your/SP's} main job, {are you/is {he/she}} }paid every week, every two weeks, two times a month, or on some other schedule?

CODES

1	EVERY WEEK	LF12A
2	EVERY TWO WEEKS	LF12A
3	TWO TIMES A MONTH	LF12A
4	ONCE A MONTH	LF12A
5	DAILY	LF12A
91	OTHER SCHEDULE (SPECIFY)	
	REFUSED	LF12A
	DON'T KNOW	LF12A

LF8A

LF8A

NOT ON FILE

QUESTION TEXT:

SPECIFY OTHE PAYMENT SCHEDULE

ENTER TEXT

Length 25

LF12A**If11doccup**

R11 D CURRENT OCCUPATION CATEGORY

QUESTION TEXT:

We are interested in the kind of work {you do/SP does} now. What kind of work is that? (In other words, what is {your/his/her} current occupation?)

ENTER OCCUPATION DESCRIPTION

ENTER TEXT

Length 150
REFUSED
DON'T KNOW

BOX LF13**BOX LF13**

NOT ON FILE

If [CURRENT INT SP MARITAL STATUS from PERSON ROSTER= 1 (MARRIED) or 2 (LIVING WITH A PARTNER)], go to LF13.

Otherwise, go to Section HP – Home Ownership.

LF13**If11huswifwrk**

R11 LF13 HUSB WIFE PARTN PAY WORK

DISPLAY INSTRUCTIONS:

If PROXY RELATIONSHIP = 2 (SPOUSE/PARTNER), display "you".

Otherwise display "SPOUSE/PARTNER FIRSTNAME LASTNAME".

QUESTION TEXT:

Did {you/SPOUSE/PARTNER FIRSTNAME LASTNAME} do any work for pay in the month of {CURRENT MONTH-1 MONTH}?

CODES

1 YES
2 NO
REFUSED
DON'T KNOW

PROGRAMMER INSTRUCTIONS:

Go to Section HP - Home Ownership.

Derived Variables from Items in the LF Section**If11doccup**

R11 D CURRENT OCCUPATION CATEGORY

NHATS Round 11

Section HP [HOME OWNERSHIP]

Sequence: 34

HP1 **hp11ownrentot** R11 HP1 OWN RENT OR OTHER

DISPLAY INSTRUCTIONS:

If PROXY flag is null or PROXY RELATIONSHIP = 2 (SPOUSE/PARTNER), display "Do you".
Otherwise, display "Does SP".

If CURRENT INT SP MARITAL STATUS from PERSON ROSTER = 1 (MARRIED) or 2 (LIVING WITH A PARTNER), display "or {SP FIRSTNAME LASTNAME/SPOUSE/PARTNER FIRSTNAME LASTNAME}".

If PROXY RELATIONSHIP = 2 (SPOUSE/PARTNER), display "SP FIRSTNAME LASTNAME".
Otherwise, display "SPOUSE/PARTNER FIRSTNAME LASTNAME".

If HOTYPE flag = 2 (APARTMENT), display "apartment".
Else if HOTYPE flag = 3 (ROOM), display "room".
Else if HOTYPE flag = 4 (UNIT), display "unit".
Else if HOTYPE flag = 5 (SUITE), display "suite".
Else if HOTYPE flag = 6 (OTHER), display "TEXT ENTERED AT HT10A (OTHER)".
Else display "home".

If FACILITY flag=1 (YES) and FACILITY NAME is available, display "FACILITY NAME (text from HT9b)".
Else if FACILITY flag=1 (YES) and FACILITY NAME is null, display "SP's {ADDRESS1, ADDRESS 2} from PERSON ROSTER".

If FACILITY flag=1 (YES), display "{apartment/unit/suite/room/other} at {FACILITY NAME/SP's{ADDRESS1, ADDRESS 2} from PERSON ROSTER}" and "or pay a monthly amount to live there".
Otherwise, display "home (apartment/condo) at {SP's {ADDRESS 1, ADDRESS 2} from PERSON ROSTER}".

QUESTION TEXT:

{Do you/Does SP} {or {SP FIRSTNAME LASTNAME/SPOUSE/PARTNER FIRSTNAME LASTNAME}} own the {home (apartment/condo) at {SP's {ADDRESS 1, ADDRESS 2} from PERSON ROSTER}/ {apartment/unit/suite/room/OTHER} at {FACILITY NAME/SP's {ADDRESS 1, ADDRESS 2} from PERSON ROSTER}}, rent it {or pay a monthly amount to live there}, or is there some other arrangement?

CODES

1	OWN	
2	RENT	HP6
3	SOME OTHER ARRANGEMENT	HP5
	REFUSED	HP5
	DON'T KNOW	HP5

HP2 **hp11mrtpadoff** R11 HP2 MORTGAGE PAID OFF

DISPLAY INSTRUCTIONS:

If PROXY flag is null or PROXY RELATIONSHIP = 2 (SPOUSE/PARTNER), display "your".
Otherwise, display "SP's".

If SP MARITAL STATUS from PERSON ROSTER = 1 (MARRIED) or 2 (LIVING WITH A PARTNER), display "or {SP FIRSTNAME LASTNAME/SPOUSE/PARTNER FIRSTNAME LASTNAME}'s".
If PROXY RELATIONSHIP = 2 (SPOUSE/PARTNER), display "SP FIRSTNAME LASTNAME".
Otherwise, display "SPOUSE/PARTNER FIRSTNAME LASTNAME".

QUESTION TEXT:

Is {your/SP's} {or {SP FIRSTNAME LASTNAME/SPOUSE/PARTNER FIRSTNAME LASTNAME}'s} mortgage paid off or are monthly mortgage payments still being made?

IF NEEDED: Include any payments on a home equity loan or second mortgage.

CODES

1	PAID OFF	HP4
2	STILL MAKE PAYMENTS	
3	REVERSE MORTGAGE	HP4
	REFUSED	HP4
	DON'T KNOW	HP4

HP3

hp11mthlymort

R11 HP3 MORTGAGE PAYMNT EACH MNTH

QUESTION TEXT:

How much (altogether) is that each month?

ENTER DOLLAR AMOUNT [HP3B]

ENTER NUMBER

Range	1 to 9999
Soft Range	100 to 5000
REFUSED	HP3B
DON'T KNOW	

PROGRAMMER INSTRUCTIONS:

Hard Range: 1-9999

Soft Range: 100-5000

Use input mask in response field (\$9,999) so that dollar sign is displayed and commas are inserted appropriately.

HP3A

hp11mortpaymt

R11 HP3A MORTGAGE PAYMENT AMOUNT

QUESTION TEXT:

Please look at this card and tell me which is closest. Would you say less than \$250, \$250 to less than \$500, \$500 to less than \$1,000, \$1,000 to less than \$3,000, \$3,000 to less than \$5,000 or \$5,000 or more?

CODES

1	less than \$250,
2	\$250 TO LESS THAN \$500
3	\$500 TO LESS THAN \$1,000
4	\$1,000 TO LESS THAN \$3,000
5	\$3,000 TO LESS THAN \$5,000
6	\$5,000 OR MORE
	REFUSED
	DON'T KNOW

HP3B

hp11whnpayoff

R11 HP3B WHEN EXPCT PAY OFF MORTG

DISPLAY INSTRUCTIONS:

If PROXY flag is null or PROXY RELATIONSHIP=2 (SPOUSE/PARTNER), display "Do you".
Otherwise, display "Does SP".

If CURRENT INT SP MARITAL STATUS from PERSON ROSTER = 1 (MARRIED) or 2 (LIVING WITH A PARTNER), display
"or {SP FIRSTNAME LASTNAME/SPOUSE/PARTNER FIRSTNAME LASTNAME}".

If PROXY RELATIONSHIP = 2 (SPOUSE/PARTNER), display "SP FIRSTNAME LASTNAME".
Otherwise, display "SPOUSE/PARTNER FIRSTNAME LASTNAME".

QUESTION TEXT:

{Do you/Does SP} {or {SP FIRSTNAME LASTNAME/SPOUSE/PARTNER FIRSTNAME LASTNAME} expect to pay off the mortgage(s) within 5 years, 10 years, or longer?

CODES

- 1 5 YEARS
- 2 10 YEARS
- 3 LONGER THAN 10 YEARS
- REFUSED
- DON'T KNOW

HP3C

hp11amtstlowe

R11 HP3C HOW MUCH STILL OWE

DISPLAY INSTRUCTIONS:

If PROXY flag is null or PROXY RELATIONSHIP = 2 (SPOUSE/PARTNER), display "do you".
Otherwise, display "does SP".

If CURRENT INT SP MARITAL STATUS from PERSON ROSTER = 1 (MARRIED) or 2 (LIVING WITH A PARTNER), display "or {SP FIRSTNAME LASTNAME/SPOUSE/PARTNER FIRSTNAME LASTNAME}".

If PROXY RELATIONSHIP = 2 (SPOUSE/PARTNER), display "SP FIRSTNAME LASTNAME".

Otherwise, display "SPOUSE/PARTNER FIRSTNAME LASTNAME".

QUESTION TEXT:

About how much {do you/does SP} {or {SP FIRSTNAME LASTNAME/SPOUSE/PARTNER FIRSTNAME LASTNAME}} still owe on the mortgage(s)?

IF NEEDED: The nearest \$10,000 is fine.

IF NEEDED: We know questions like these may be difficult to answer, but we need to know this to understand how people manage financially as they age and what effect this might have on their health.

ENTER DOLLAR AMOUNT [HP4]

ENTER NUMBER

- Range 1 to 999999
- Soft Range 500 to 900000
- REFUSED
- DON'T KNOW

PROGRAMMER INSTRUCTIONS:

Hard Range: 1-9999999

Soft Range: 500-900000

Use input mask in response field (\$9,999,999) so that dollar sign is displayed and commas are inserted appropriately.

HP3D

hp11amoutowed

R11 HP3D THE AMOUNT OWED IS

QUESTION TEXT:

Is the amount owed...

CODES

- 1 less than \$50,000,
- 2 \$50,000 to less than \$100,000, or
- 3 \$100,000 or more?
- REFUSED
- DON'T KNOW

HP4

hp11homevalue

R11 HP4 PRESENT VALUE OF HOME

QUESTION TEXT:

What is the present value of this home? I mean, about what would it bring if it was sold today, not counting any loans or outstanding mortgages?

IF NEEDED: Your best guess or the nearest \$10,000 is fine.

IF NEEDED: We know questions like these may be difficult to answer, but we need to know this to understand how people manage financially as they age and what effect this might have on their health.

ENTER DOLLAR AMOUNT [SECTION IA]

ENTER NUMBER

- Range 1 to 9999999
- Soft Range 500 to 900000
- REFUSED
- DON'T KNOW

PROGRAMMER INSTRUCTIONS:

Hard Range: 1-9999999
 Soft Range: 500-900000

Use input mask in response field (\$9,999,999) so that dollar sign is displayed and commas are inserted appropriately.

HP4A

hp11homvalamt

R11 HP4A HOME VALUE AMOUNT

QUESTION TEXT:

Please look at this card and tell me which is closest. Would you say less than \$50,000, \$50,000 to less than \$75,000, \$75,000 to less than \$100,000, \$100,000 to less than \$200,000, \$200,000 to less than \$300,000, \$300,000 to less than \$500,000, \$500,000 to less than \$750,000, or \$750,000 or more?

CODES

- 1 less than \$50,000, SECTION IA
- 2 \$50,000-\$74,999, SECTION IA
- 3 \$75,000-\$99,999, SECTION IA
- 4 \$100,000-\$199,999, SECTION IA
- 5 \$200,000-\$299,999, SECTION IA
- 6 \$300,000-\$499,999, SECTION IA
- 7 \$500,000-\$749,999, or SECTION IA
- 8 \$750,000 or more? SECTION IA
- REFUSED SECTION IA
- DON'T KNOW SECTION IA

HP5

hp11payrent

R11 HP5 DO YOU PAY RENT

DISPLAY INSTRUCTIONS:

If PROXY flag is null or PROXY RELATIONSHIP=2 (SPOUSE/PARTNER), display "Do you".
 Otherwise, display "Does SP".

If CURRENT INT SP MARITAL STAUS from PERSON ROSTER = 1 (MARRIED) OR 2 (LIVING WITH A PARTNER), display “or {SP FIRSTNAME LASTNAME/SPOUSE/PARTNER FIRSTNAME LASTNAME}”.

If PROXY RELATIONSHIP=2 (SPOUSE/PARTNER), display “SP FIRSTNAME LASTNAME”.
Otherwise, display “SPOUSE/PARTNER FIRSTNAME LASTNAME”.

QUESTION TEXT:

{Do you/Does SP} {or {SP FIRSTNAME LASTNAME/SPOUSE/PARTNER FIRSTNAME LASTNAME} pay rent to live here?

CODES

1	YES	
2	NO	SECTION IA
	REFUSED	SECTION IA
	DON'T KNOW	SECTION IA

HP6

hp11rentamt

R11 HP6 RENT PAID EACH MONTH

QUESTION TEXT:

How much is that each month?

ENTER DOLLAR AMOUNT [BOX HP7]

ENTER NUMBER

Range	0 to 9999
Soft Range	1 to 3000
REFUSED	
DON'T KNOW	

PROGRAMMER INSTRUCTIONS:

Hard Range: 0-9999

Soft Range: 1-3000

Use input mask in response field (\$9,999) so that dollar sign is displayed and commas are inserted appropriately.

HP6A

hp11rentamtout

R11 HP6A RENT AMOUNT

QUESTION TEXT:

Please look at this card and tell me which is closest. Would you say less than \$250, \$250 to less than \$500, \$500 to less than \$1,000, \$1,000 to less than \$3,000, \$3,000 to less than \$5,000, or \$5,000 or more?

CODES

1	LESS THAN \$250
2	\$250 TO LESS THAN \$500
3	\$500 TO LESS THAN \$1,000
4	\$1,000 TO LESS THAN \$3,000
5	\$3,000 TO LESS THAN \$5,000
6	\$5,000 OR MORE
	REFUSED
	DON'T KNOW

BOX HP7

BOX HP7

NOT ON FILE

If HP6 >= \$750 or HP6a = 4 (\$1,000 TO LESS THAN \$3,000), 5 (\$3,000 TO LESS THAN \$5,000), or 6 (\$5,000 OR MORE), go to Section IA – Income and Assets.
Otherwise, go to HP7.

HP7

hp11sec8pubsn

R11 HP7 HME SEC 8 PUBL SENOR HOUS

QUESTION TEXT:

Is this home in Section 8 or public housing or housing for low-income seniors?

CODES

1	YES
2	NO
	REFUSED
	DON'T KNOW

PROGRAMMER INSTRUCTIONS:

Go to Section IA – Income and Assets.

NHATS Round 11**Section IA [INCOME AND ASSETS]**Sequence: 35

IA1PRE**IA1PRE**

NOT ON FILE

The next few questions are about the different types of income people may receive. We don't need to know the amount from each source. Your responses can help us understand how people manage financially as they age.

Please feel free to refer to any records or other persons that may be of assistance in answering these questions.

Many of these questions ask about "last month." By last month, I mean in {CURRENT MONTH - 1}.

PRESS 1 AND ENTER TO CONTINUE

IA1**ia11recsspa1**

R11 IA1 SP REC SOCIAL SECURITY

ia11recsspa2

R11 IA1 SPOUSE PART REC SOC SEC

ia11recsspa3

R11 IA1 NO SOC SECURITY PAYMNT REC

DISPLAY INSTRUCTIONS:

If PROXY flag <> 1 (YES) or PROXY RELATIONSHIP = 2 (SPOUSE/PARTNER), display you".

Otherwise, display "SP".

If CURRENT INT SP MARITAL STATUS = 1 (MARRIED) or 2 (LIVING WITH A PARTNER), display "or {SP FIRSTNAME LASTNAME/SPOUSE/PARTNER FIRSTNAME LASTNAME}".

If PROXY RELATIONSHIP = 2 (SPOUSE/PARTNER), display "SP FIRSTNAME LASTNAME".

Otherwise, display "SPOUSE/PARTNER FIRSTNAME LASTNAME".

If CURRENT INT SP MARITAL STATUS = 1 (MARRIED) or 2 (LIVING WITH A PARTNER), display "SELECT ALL THAT APPLY" and response option 2, "YES, SPOUSE/PARTNER RECEIVED PAYMENT FROM SOURCE".

Display "in the last month" in underlined text.

QUESTION TEXT:

Did {you/SP} {or {SP FIRSTNAME LASTNAME/SPOUSE/PARTNER FIRSTNAME LASTNAME}} receive Social Security retirement and/or Railroad Retirement payments in the last month (that is in {CURRENT MONTH - 1})?

{SELECT ALL THAT APPLY}

CODES**Code All That Apply**

- | | |
|---|---|
| 1 | YES, SP RECEIVED PAYMENT FROM SOURCE |
| 2 | YES, SPOUSE/PARTNER RECEIVED PAYMENT FROM SOURCE |
| 3 | NO PAYMENT RECEIVED FROM THIS SOURCE
REFUSED
DON'T KNOW |

PROGRAMMER INSTRUCTIONS:

Allow code all that apply.

If 3 (NO PAYMENT) selected and [1 (SP PAYMENT) or 2 (SPOUSE PAYMENT)] is selected, display error message "INCONSISTENT ANSWER. 'NO' CANNOT BE SELECTED WITH ANY OTHER CATEGORY" when leaving the screen.

IA4**ia11recssils1**

R11 IA4 SP RECEIVD SSI LAST MONTH

ia11recssils2

R11 IA4 SPOUSE PRT REC SSI LST MO

ia11recssils3

R11 IA4 NO SSI RECEIVD LAST MONTH

DISPLAY INSTRUCTIONS:

If PROXY flag <> 1 (YES) or PROXY RELATIONSHIP = 2 (SPOUSE/PARTNER), display "you".
Otherwise, display "SP".

If SP MARITAL STATUS = 1 (MARRIED) or 2 (LIVING WITH A PARTNER), display "or {SP FIRSTNAME
LASTNAME/SPOUSE/PARTNER FIRSTNAME LASTNAME}".

If PROXY RELATIONSHIP = 2 (SPOUSE/PARTNER), display "SP FIRSTNAME LASTNAME".
Otherwise, display "SPOUSE/PARTNER FIRSTNAME LASTNAME".

If SP MARITAL STATUS = 1 (MARRIED) or 2 (LIVING WITH A PARTNER), display "SELECT ALL THAT APPLY"
and response option 2, "YES, SPOUSE/PARTNER RECEIVED PAYMENT FROM SOURCE".

Display "last month" in underlined text.

QUESTION TEXT:

Did {you/SP}{or {SP FIRSTNAME LASTNAME/SPOUSE/PARTNER FIRSTNAME LASTNAME}} receive
Supplemental Security Income, which is also called SSI, last month?

IF NEEDED: These are monthly government payments to lower-income people in need.

{SELECT ALL THAT APPLY}

CODES

Code All That Apply

- 1 YES, SP RECEIVED PAYMENT FROM SOURCE
- 2 YES, SPOUSE/PARTNER RECEIVED PAYMENT FROM SOURCE
- 3 NO PAYMENT RECEIVED FROM THIS SOURCE REFUSED
DON'T KNOW

PROGRAMMER INSTRUCTIONS:

Allow code all that apply.

If 3 (NO PAYMENT) selected and [1 (SP PAYMENT) or 2 (SPOUSE PAYMENT)] is selected, display error message
"INCONSISTENT ANSWER. 'NO' CANNOT BE SELECTED WITH ANY OTHER CATEGORY" when leaving the
screen.

IA5

ia11rvapayls1

R11 IA5 SP REC PAY FRM VA LAST MO

ia11rvapayls2

R11 IA5 SPOUS PA REC VA PAY LSTMO

ia11rvapayls3

R11 IA5 NO VA PAY REC LAST MONTH

DISPLAY INSTRUCTIONS:

If PROXY flag <> 1 (YES) or PROXY RELATIONSHIP = 2 (SPOUSE/PARTNER), display "you".
Otherwise, display "SP".

If SP MARITAL STATUS = 1 (MARRIED) or 2 (LIVING WITH A PARTNER), display "or {SP FIRSTNAME
LASTNAME/SPOUSE/PARTNER FIRSTNAME LASTNAME}".

If PROXY RELATIONSHIP = 2 (SPOUSE/PARTNER), display "SP FIRSTNAME LASTNAME".
Otherwise, display "SPOUSE/PARTNER FIRSTNAME LASTNAME".

If SP MARITAL STATUS = 1 (MARRIED) or 2 (LIVING WITH A PARTNER), display "SELECT ALL THAT
APPLY" and response option 2, "YES, SPOUSE/PARTNER RECEIVED PAYMENT FROM SOURCE".

Display "last month" in underlined text.

QUESTION TEXT:

Did {you/SP} {or {SP FIRSTNAME LASTNAME/SPOUSE/PARTNER FIRSTNAME LASTNAME}} receive any payments from the Veteran’s Administration (U.S. Department of Veterans Affairs) last month related to military service or veteran survivor’s benefits?

{SELECT ALL THAT APPLY}

- CODES** **Code All That Apply**
- 1 YES, SP RECEIVED PAYMENT FROM SOURCE
 - 2 YES, SPOUSE/PARTNER RECEIVED PAYMENT FROM SOURCE
 - 3 NO PAYMENT RECEIVED FROM THIS SOURCE REFUSED
DON’T KNOW

PROGRAMMER INSTRUCTIONS:

Allow code all that apply.
If 3 (NO PAYMENT) selected and [1 (SP PAYMENT) or 2 (SPOUSE PAYMENT)] is selected, display error message “INCONSISTENT ANSWER. ‘NO’ CANNOT BE SELECTED WITH ANY OTHER CATEGORY” when leaving the screen.

IA6PRE **IA6PRE** NOT ON FILE

People sometimes have other retirement income. This may be from pensions or retirement plans related to their jobs.

PRESS 1 AND ENTER TO CONTINUE

IA6	ia11penjobou1	R11 IA6 SP HAS PENSION PLAN
	ia11penjobou2	R11 IA6 SPOUSE HAS PENSION PLAN
	ia11penjobou3	R11 IA6 NO PENSION PLAN

DISPLAY INSTRUCTIONS:

If PROXY flag <> 1 (YES) or PROXY RELATIONSHIP = 2 (SPOUSE/PARTNER), display "Do you".
Otherwise, display "Does SP".

If SP MARITAL STATUS = 1 (MARRIED) or 2 (LIVING WITH A PARTNER), display "{SP FIRSTNAME LASTNAME/SPOUSE/PARTNER FIRSTNAME LASTNAME}".
If PROXY RELATIONSHIP = 2 (SPOUSE/PARTNER), display "SP FIRSTNAME LASTNAME".
Otherwise, display "SPOUSE/PARTNER FIRSTNAME LASTNAME".

If SP MARITAL STATUS = 1 (MARRIED) or 2 (LIVING WITH A PARTNER), display “SELECT ALL THAT APPLY” and response option 2, “YES, SPOUSE/PARTNER HAS PENSION”.

QUESTION TEXT:

{Do you/Does SP} {or {SP FIRSTNAME LASTNAME/SPOUSE/PARTNER FIRSTNAME LASTNAME}} have any pension plans that were a job-related or union benefit?

IF NEEDED: These plans often require that a person work for a certain number of years before they qualify or “are vested” in the pension plan.

{SELECT ALL THAT APPLY}

- CODES** **Code All That Apply**
- 1 YES, SP HAS PENSION

- 2 YES, SPOUSE/PARTNER HAS PENSION
- 3 NO PENSIONS
- REFUSED
- DON'T KNOW

PROGRAMMER INSTRUCTIONS:

Allow code all that apply.

If 3 (NO PENSIONS) selected and [1 (SP PENSION) or 2 (SPOUSE PENSION)] is selected, display error message "INCONSISTENT ANSWER. 'NO' CANNOT BE SELECTED WITH ANY OTHER CATEGORY" when leaving the screen.

IA7	ia11iraothac1	R11 IA7 SP HAS IRA OTH RETIRE ACC
	ia11iraothac2	R11 IA7 SPOUSE HAS IRA OTHR ACC
	ia11iraothac3	R11 IA7 NO IRA OTHR RETIRE ACCT

DISPLAY INSTRUCTIONS:

If PROXY flag <> 1 (YES) or PROXY RELATIONSHIP = 2 (SPOUSE/PARTNER), display "Do you".
Otherwise, display "Does SP".

If SP MARITAL STATUS = 1 (MARRIED) or 2 (LIVING WITH A PARTNER), display "or {SP FIRSTNAME LASTNAME/SPOUSE/PARTNER FIRSTNAME LASTNAME}".

If PROXY RELATIONSHIP = 2 (SPOUSE/PARTNER), display "SP FIRSTNAME LASTNAME".
Otherwise, display "SPOUSE/PARTNER FIRSTNAME LASTNAME".

If SP MARITAL STATUS = 1 (MARRIED) or 2 (LIVING WITH A PARTNER), display "SELECT ALL THAT APPLY" and response option 2, "YES, SPOUSE/PARTNER HAS 401K, 403B, IRA, OR OTHER RETIREMENT PLANS".

QUESTION TEXT:

{Do you/Does SP}{or {SP FIRSTNAME LASTNAME/SPOUSE/PARTNER FIRSTNAME LASTNAME}} have any of these {other retirementplans:401K plans, 403B plans or IRAs}?

IF NEEDED: 401Ks and 403Bs are plans where you contribute an amount each month from your paycheck, and your employer may match some of your contribution.

IF NEEDED: IRAs (Individual Retirement Accounts) are a type of plan you set up on your own.

{SELECT ALL THAT APPLY}

CODES

Code All That Apply

- 1 YES, SP HAS 401K, 403B, IRA
- 2 YES, SPOUSE/PARTNER HAS 401K, 403B, IRA
- 3 NO PLANS
- REFUSED
- DON'T KNOW

PROGRAMMER INSTRUCTIONS:

Allow code all that apply.

If 3 (NO ACCT) selected and [1 (SP ACCT) or 2 (SPOUSE ACCT)] is selected, display error message "INCONSISTENT ANSWER. 'NO' CANNOT BE SELECTED WITH ANY OTHER CATEGORY" when leaving the screen.

IA8	ia11mutfdstk1	R11 IA8 SP OWNS MUTUAL FUND STOCK
	ia11mutfdstk2	R11 IA8 SPOUSE OWNS FUNDS STOCK
	ia11mutfdstk3	R11 IA8 SP SPOUSE OWN FUNDS STOCK

DISPLAY INSTRUCTIONS:

If IA7 = 1 (SP RETIREMENT ACCT) or 2 (SPOUSE RETIREMENT ACCT), display “Not including the retirement accounts we have already talked about, {do you/does SP}”.
 Otherwise, display “Do you/Does SP”.

If PROXY flag <> 1 (YES) or PROXY RELATIONSHIP = 2 (SPOUSE/PARTNER), display "Do you" or “do you”.
 Otherwise, display "Does SP" or “does SP”.

If SP MARITAL STATUS = 1 (MARRIED) or 2 (LIVING WITH A PARTNER), display "or {SP FIRSTNAME LASTNAME/SPOUSE/PARTNER FIRSTNAME LASTNAME}".

If PROXY RELATIONSHIP = 2 (SPOUSE/PARTNER), display "SP FIRSTNAME LASTNAME".
 Otherwise, display "SPOUSE/PARTNER FIRSTNAME LASTNAME".

If SP MARITAL STATUS = 1 (MARRIED) or 2 (LIVING WITH A PARTNER), display “SELECT ALL THAT APPLY” and response option 2, “YES, SPOUSE/PARTNER HAS ASSET” and 3, “YES, SP AND SPOUSE/PARTNER HAVE ASSET JOINTLY”.

QUESTION TEXT:

{Not including the retirement accounts we have already talked about, {do you/does SP}}/{Do you/Does SP}} {or {SP FIRSTNAME LASTNAME/SPOUSE/PARTNER FIRSTNAME LASTNAME}} own any mutual funds or stocks?
 {SELECT ALL THAT APPLY}

CODES

Code All That Apply

- 1 YES, SP HAS ASSET
- 2 YES, SPOUSE/PARTNER HAS ASSET
- 3 YES, SP AND SPOUSE/PARTNER HAVE ASSET JOINTLY
- 4 NO ASSET OF THIS TYPE
 REFUSED
 DON'T KNOW

PROGRAMMER INSTRUCTIONS:

Allow code all that apply.

If 4 (NO ASSET) selected and [1 (SP ASSET), 2 (SPOUSE ASSET), or 3 (JOINT ASSET)] is selected, display error message “INCONSISTENT ANSWER. ‘NO’ CANNOT BE SELECTED WITH ANY OTHER CATEGORY” when leaving the screen.

IA9	ia11ownbond1	R11 IA9 SP OWNS BONDS
	ia11ownbond2	R11 IA9 SPOUSE OWNS BONDS
	ia11ownbond3	R11 IA9 SP SPOUSE OWN BONDS
	ia11ownbond4	R11 IA9 NO BONDS OWNED

DISPLAY INSTRUCTIONS:

If PROXY flag <> 1 (YES) or PROXY RELATIONSHIP = 2 (SPOUSE/PARTNER), display “do you”.
 Otherwise, display “does SP”.

If SP MARITAL STATUS = 1 (MARRIED) or 2 (LIVING WITH A PARTNER), display "or {SP FIRSTNAME LASTNAME/SPOUSE/PARTNER FIRSTNAME LASTNAME}".

If PROXY RELATIONSHIP = 2 (SPOUSE/PARTNER), display "SP FIRSTNAME LASTNAME".
 Otherwise, display "SPOUSE/PARTNER FIRSTNAME LASTNAME".

If SP MARITAL STATUS = 1 (MARRIED) or 2 (LIVING WITH A PARTNER), display “SELECT ALL THAT

APPLY” and response option 2, “YES, SPOUSE/PARTNER HAS ASSET” and 3, “YES, SP AND SPOUSE/PARTNER HAVE ASSET JOINTLY”.

QUESTION TEXT:

Not including what we’ve already talked about, {do you/does SP}{or {SP FIRSTNAME LASTNAME/SPOUSE/PARTNER FIRSTNAME LASTNAME}} own any bonds, such as Government Savings Bonds, corporate, municipal, or other types of bonds?

{SELECT ALL THAT APPLY}

CODES	Code All That Apply
1	YES, SP HAS ASSET
2	YES, SPOUSE/PARTNER HAS ASSET
3	YES, SP AND SPOUSE/PARTNER HAVE ASSET JOINTLY
4	NO ASSET OF THIS TYPE REFUSED DON’T KNOW

PROGRAMMER INSTRUCTIONS:

Allow code all that apply.

If 4 (NO ASSET) selected and [1 (SP ASSET), 2 (SPOUSE ASSET), or 3 (JOINT ASSET)] is selected, display error message “INCONSISTENT ANSWER. ‘NO’ CANNOT BE SELECTED WITH ANY OTHER CATEGORY” when leaving the screen.

IA10PRE	IA10PRE	NOT ON FILE
----------------	----------------	-------------

The next questions ask about different kinds of bank or savings accounts people sometimes have or property they own.

PRESS 1 AND ENTER TO CONTINUE

IA10	ia11bnkaccdd1	R11 IA10 SP OWNS CHECK ACCT
	ia11bnkaccdd2	R11 IA10 SPOUSE OWNS CHECK ACCT
	ia11bnkaccdd3	R11 IA10 SP SPOUSE OWN CHECK ACCT
	ia11bnkaccdd4	R11 IA10 NO CHECK ACCT OWNED
	ia11bnkaccdd5	R11 IA10 SP OWNS SAVINGS ACCT
	ia11bnkaccdd6	R11 IA10 SPOUSE OWNS SAVING ACCT
	ia11bnkaccdd7	R11 IA10 SP SPOUSE OWN SAVNG ACT
	ia11bnkaccdd8	R11 IA10 NO SAVINGS ACCT OWNED
	ia11bnkaccdd9	R11 IA10 SP OWNS CDS
	ia11bnkaccdd10	R11 IA10 SPOUSE OWNS CDS
	ia11bnkaccdd11	R11 IA10 SP SPOUSE OWN CDS
	ia11bnkaccdd12	R11 IA10 NO CDS OWNED

DISPLAY INSTRUCTIONS:

If PROXY flag <> 1 (YES) or PROXY RELATIONSHIP = 2 (SPOUSE/PARTNER), display “do you”. Otherwise, display “does SP”.

If SP MARITAL STATUS = 1 (MARRIED) or 2 (LIVING WITH A PARTNER), display "or {SP FIRSTNAME LASTNAME/SPOUSE/PARTNER FIRSTNAME LASTNAME}".
 If PROXY RELATIONSHIP = 2 (SPOUSE/PARTNER), display "SP FIRSTNAME LASTNAME".
 Otherwise, display "SPOUSE/PARTNER FIRSTNAME LASTNAME".

If SP MARITAL STATUS = 1 (MARRIED) or 2 (LIVING WITH A PARTNER), display "SELECT ALL THAT APPLY" and response option 2, "YES, SPOUSE/PARTNER HAS ASSET" and 3, "YES, SP AND SPOUSE/PARTNER HAVE ASSET JOINTLY".

QUESTION TEXT:

Not counting what we've already talked about, {do you/does SP} {or {SP FIRSTNAME LASTNAME/SPOUSE/PARTNER FIRSTNAME LASTNAME}} have any of the following types of accounts?

RESPONSE [1] a. A checking account?
 RESPONSE [2] b. A savings account or money market account?
 RESPONSE [3] c. Certificates of deposit?

{SELECT ALL THAT APPLY}

CODES	Code All That Apply
1	YES, SP HAS ASSET
2	YES, SPOUSE/PARTNER HAS ASSET
3	YES, SP AND SPOUSE/PARTNER HAVE ASSET JOINTLY
4	NO ASSETS OF THIS TYPE REFUSED DON'T KNOW

PROGRAMMER INSTRUCTIONS:

Allow code all that apply.
 If 4 (NO ASSETS) selected and [1 (SP ASSET), 2 (SPOUSE ASSET), or 3 (JOINT ASSET)] is selected, display error message "INCONSISTENT ANSWER. 'NO' CANNOT BE SELECTED WITH ANY OTHER CATEGORY" when leaving the screen.

IA13	ia11realestt1	R11 IA13 SP OWNS REAL ESTATE
	ia11realestt2	R11 IA13 SPOUSE OWNS REAL ESTATE
	ia11realestt3	R11 IA13 SP SPOUSE OWN REAL ESTTE
	ia11realestt4	R11 IA13 NO REAL ESTATE OWNED

DISPLAY INSTRUCTIONS:

If PROXY flag <> 1 (YES) or PROXY RELATIONSHIP = 2 (SPOUSE/PARTNER), display "do you".
 Otherwise, display "does SP".

If SP MARITAL STATUS = 1 (MARRIED) or 2 (LIVING WITH A PARTNER), display "or {SP FIRSTNAME LASTNAME/SPOUSE/PARTNER FIRSTNAME LASTNAME}".
 If PROXY RELATIONSHIP = 2 (SPOUSE/PARTNER), display "SP FIRSTNAME LASTNAME".
 Otherwise, display "SPOUSE/PARTNER FIRSTNAME LASTNAME".

If SP MARITAL STATUS = 1 (MARRIED) or 2 (LIVING WITH A PARTNER), display "SELECT ALL THAT APPLY" and response option 2, "YES, SPOUSE/PARTNER HAS ASSET" and 3, "YES, SP AND SPOUSE/PARTNER HAVE ASSET JOINTLY".

If HP1 = 1 (OWNS HOME), display "besides {your/SP}'s home".

QUESTION TEXT:

{Do you/Does SP} {or {SP FIRSTNAME LASTNAME/SPOUSE/PARTNER FIRSTNAME LASTNAME}} own a business, a farm, or any other real estate {besides {SP's} home}, including land or rental properties?

{SELECT ALL THAT APPLY}

CODES	Code All That Apply
1	YES, SP HAS ASSET
2	YES, SPOUSE/PARTNER HAS ASSET
3	YES, SP AND SPOUSE/PARTNER HAVE ASSET JOINTLY
4	NO ASSETS OF THIS TYPE REFUSED DON'T KNOW

PROGRAMMER INSTRUCTIONS:

Allow code all that apply.

If 4 (NO ASSETS) selected and [1 (SP ASSET), 2 (SPOUSE ASSET), or 3 (JOINT ASSET)] is selected, display error message "INCONSISTENT ANSWER. 'NO' CANNOT BE SELECTED WITH ANY OTHER CATEGORY" when leaving the screen.

IA50	ia11totinc	R11 IA50 TOTAL INCOME
	ia11toincimf	R11 F IMPUTED TOTAL INC FLG
	ia11toincim1-5	R11 IA50 IMPUTED TOTAL INC1-5
	ia11dtoincim1-20	R11 D IA50 IMPUTED TOTAL INC1-20 INTERVAL
	ia11toincimif	R11 F IMPUTED TOTAL INC FLG INTERVAL
	ia11dtoincimreas	R11 D IMPUTED TOTAL INC REASON

DISPLAY INSTRUCTIONS:

If PROXY flag <> 1 (YES) or PROXY RELATIONSHIP = 2 (SPOUSE/PARTNER), display "your".
Otherwise, display "SP's".

If SP MARITAL STATUS = 1 (MARRIED) or 2 (LIVING WITH A PARTNER), display "and {SP FIRSTNAME LASTNAME/SPOUSE/PARTNER FIRSTNAME LASTNAME}'s".

If PROXY RELATIONSHIP = 2 (SPOUSE/PARTNER), display "SP FIRSTNAME LASTNAME".

Otherwise, display "SPOUSE/PARTNER FIRSTNAME LASTNAME".

If IA1 = 1 (SP SS/RR) or 2 (SPOUSE SS/RR), display "Social Security or Railroad Retirement".

If IA4 = 1 (SP SSI) or 2 (SPOUSE SSI), display "Supplemental Security Income".

If IA5 = 1 (SP VA) or 2 (SPOUSE VA), display "the Veteran's Administration".

If IA6 = 1 (SP PENSION) or 2 (SPOUSE PENSION), display "a pension plan".

If IA7 = 1 (SP RETIREMENT ACCT) or 2 (SPOUSE RETIREMENT ACCT), display "any retirement accounts".

If IA8 = 1 (SP MUTUAL FUNDS), 2 (SPOUSE MUTUAL FUNDS) or 3 (JOINT MUTUAL FUNDS), display "mutual funds or stocks".

If IA9 = 1 (SP BONDS), 2 (SPOUSE BONDS) or 3 (JOINT BONDS), display "bonds".

If IA10A = 1 (SP CHECKING), 2 (SPOUSE CHECKING) or 3 (JOINT CHECKING) or IA10B = 1 (SP SAVINGS), 2 (SPOUSE SAVINGS) or 3 (JOINT SAVINGS), display "bank accounts".

If IA10C = 1 (SP CDS), 2 (SPOUSE CDS) or 3 (JOINT CDS), display "CDS".

If IA13 = 1 (SP REAL ESTATE), 2 (SPOUSE REAL ESTATE) or 3 (JOINT REAL ESTATE), display "business, farm, or real estate".

If LF1 = 1 (SP WORK LAST WEEK) or LF2 = 1 (SP HAD JOB LAST WEEK) or LF3 = 1 (SP WORK LAST MONTH) or LF13 = 1 (SPOUSE WORK LAST MONTH), display "jobs".

If more than one income source displayed, display "and" between each one.

Display "last year" in underlined text.

QUESTION TEXT:

Now I want to ask about {your/SP's} {and SP FIRSTNAME LASTNAME/SPOUSE/PARTNER FIRSTNAME LASTNAME}'s total income for last year, that is, for the calendar year ending in December {CURRENT YEAR - 1} before any federal or state taxes were taken out.

Now think about that total income from:
 {Social Security or Railroad Retirement} {Supplemental Security Income}
 {the Veteran's Administration}
 {a pension plan} {any retirement accounts}
 {mutual funds or stocks} {bonds}
 {bank accounts} {CDs} {business, farm or real estate}
 {jobs} and from any other sources.

How much was {your/SP's} {and SP FIRSTNAME LASTNAME/SPOUSE/PARTNER FIRSTNAME LASTNAME}'s total income before taxes for last year (this is, for the 12 months ending in December {CURRENT YEAR - 1})?

IF NEEDED: We don't need an exact dollar amount – the nearest \$1,000 is fine.

IF NEEDED: We know questions like these may be difficult to answer, but we need to know this to understand how people manage financially as they age and what effect this might have on their health.

ENTER TOTAL INCOME FOR LAST YEAR [SECTION EW]

ENTER NUMBER

Range 0 to 99999999
 REFUSED
 DON'T KNOW

PROGRAMMER INSTRUCTIONS:

Range: \$0-\$99,999,999.
 Do not display the phrase 'Enter Number'.
 IF IA50 = 0-99999999, go to Section EW.

BOX IA51a

BOXIA51a

NOT ON FILE

If SP MARITAL STATUS =1 (MARRIED) or 2 (LIVING WITH A PARTNER), go to IA51A.
 Otherwise, go to IA51B.

IA51a

ia11toincesjt

R11 IA51A JOINT EST TOT INCOME

ia11eincimjf

R11 F IMPTD JOINT EST TOT INC FLG

ia11eincimj1

R11 IA51A IMP EST JOINT TOT INC1

ia11eincimj2

R11 IA51A IMP EST JOINT TOT INC2

ia11eincimj3

R11 IA51A IMP EST JOINT TOT INC3

ia11eincimj4

R11 IA51A IMP EST JOINT TOT INC4

ia11eincimj5

R11 IA51A IMP EST JOINT TOT INC5

QUESTION TEXT:

Please tell me which is closest. Would you say less than \$40,000, \$40,000 to less than \$59,000, \$59,000 to less than \$91,000, \$91,000 to less than \$145,000, or more than \$145,000?

CODES

1

LESS THAN \$40,000

SECTION EW

2	\$40,000 TO LESS THAN \$59,000	SECTION EW
3	\$59,000 TO LESS THAN \$91,000	SECTION EW
4	\$91,000 TO LESS THAN \$145,000	SECTION EW
5	\$145,000 OR MORE	SECTION EW
	REFUSED	SECTION EW
	DON'T KNOW	SECTION EW

IA51B	ia11toinCESSg	R11 IA51B SINGLE EST TOT INC
	ia11eincimsf	R11 F IMPUTED SGL EST TOT INC FLG
	ia11eincims1	R11 IA51B IMP EST SP SGL TOT INC1
	ia11eincims2	R11 IA51B IMP EST SP SGL TOT INC2
	ia11eincims3	R11 IA51B IMP EST SP SGL TOT INC3
	ia11eincims4	R11 IA51B IMP EST SP SGL TOT INC4
	ia11eincims5	R11 IA51B IMP EST SP SGL TOT INC5

QUESTION TEXT:

Please tell me which is closest. Would you say less than \$16,000, \$16,000 to less than \$28,000, \$28,000 to less than \$43,000, \$43,000 to less than \$84,000, or more than \$84,000?

CODES

1	LESS THAN \$16,000
2	\$16,000 TO LESS THAN \$28,000
3	\$28,000 TO LESS THAN \$43,000
4	\$43,000 TO LESS THAN \$84,000
5	\$84,000 OR MORE
	REFUSED
	DON'T KNOW

PROGRAMMER INSTRUCTIONS:

Go to Section EW – Economic Well-being.

NHATS Round 11

Section CO [CAR OWNERSHIP]

Sequence: 36

CO1

co11owncartrv

R11 CO1 OWN ANY CARS TRUCKS VANS

DISPLAY INSTRUCTIONS:

If PROXY flag <> 1 (YES) or ROSTER MEMBER with PROXY RESPONDENT flag = 1 (YES) has RELATIONSHIP = 2 (SPOUSE/PARTNER), display “Do you”.
Otherwise, display “Does SP”.

If CURRENT INT MARITAL STATUS = 1 (MARRIED) or 2 (LIVING WITH A PARTNER), display “or {your/his/her} {husband/wife/partner}”.

If CURRENT INT MARITAL STATUS = 2 (LIVING WITH A PARTNER), display “partner”.

If ROSTER MEMBER with RELATIONSHIP = 2 (SPOUSE/PARTNER) has GENDER = 1 (MALE) and [PROXY RELATIONSHIP ≠ 2 (SPOUSE/PARTNER) or PROXY flag = 2 (no)], display “husband”.

If ROSTER MEMBER with RELATIONSHIP = 2 (SPOUSE/PARTNER) has GENDER = 2 (FEMALE) and [ROSTER MEMBER with PROXY RESPONDENT flag = 1 (YES) has RELATIONSHIP ≠ 2 (SPOUSE/PARTNER) or PROXY flag = 2 (no)], display “wife”.

If SP GENDER = 1 (MALE) and ROSTER MEMBER with PROXY RESPONDENT flag = 1 (YES) has RELATIONSHIP = 2 (SPOUSE/PARTNER), display “husband”.

If SP GENDER = 2 (FEMALE) and ROSTER MEMBER with PROXY RESPONDENT flag = 1 (YES) has RELATIONSHIP = 2 (SPOUSE/PARTNER), display “wife”.

QUESTION TEXT:

{Do you/Does SP} {or {your/his/her} {husband/wife/partner}} own any cars, trucks, or vans?

IF NEEDED: Do not include recreational vehicles, such as motorcycles, trailers, motor homes, boats, or airplanes.

CODES

1	YES	
2	NO	SECTION EW
	REFUSED	SECTION EW
	DON'T KNOW	SECTION EW

CO2

co11manyvhcls

R11 CO2 HOW MANY VEHICLES OWN

DISPLAY INSTRUCTIONS:

If PROXY flag <> 1 (YES) or ROSTER MEMBER with PROXY RESPONDENT flag = 1 (YES) has RELATIONSHIP = 2 (SPOUSE/PARTNER), display “do you”.
Otherwise, display “does SP”.

If CURRENT INT MARITAL STATUS = 1 (MARRIED) or 2 (LIVING WITH A PARTNER), display “or {your/his/her} {husband/wife/partner}”.

If CURRENT INT MARITAL STATUS = 2 (LIVING WITH A PARTNER), display “partner”.

If ROSTER MEMBER with RELATIONSHIP = 2 (SPOUSE/PARTNER) has GENDER = 1 (MALE) and [ROSTER MEMBER with PROXY RESPONDENT flag = 1 (YES) has RELATIONSHIP ≠ 2 (SPOUSE/PARTNER) or PROXY flag = 2 (no)], display “husband”.

If ROSTER MEMBER with RELATIONSHIP = 2 (SPOUSE/PARTNER) has GENDER = 2 (FEMALE) and [ROSTER MEMBER with PROXY RESPONDENT flag = 1 (YES) has RELATIONSHIP ≠ 2 (SPOUSE/PARTNER) or PROXY flag = 2 (no)], display “wife”.

If SP GENDER = 1 (MALE) and ROSTER MEMBER with PROXY RESPONDENT flag = 1 (YES) has RELATIONSHIP = 2 (SPOUSE/PARTNER), display “husband”.

If SP GENDER = 2 (FEMALE) and ROSTER MEMBER with PROXY RESPONDENT flag = 1 (YES) has RELATIONSHIP = 2 (SPOUSE/PARTNER), display “wife”.

QUESTION TEXT:

How many vehicles {do you/does SP}{or {your/his/her}{husband/wife/partner}} own?

ENTER NUMBER OF VEHICLES

ENTER NUMBER

Range	1 to 20
Soft Range	1 to 4
REFUSED	SECTION EW
DON'T KNOW	SECTION EW

PROGRAMMER INSTRUCTIONS:

Soft range: 1-4
Hard range: 1-20

CO₃

co11valuevehi

R11 CO₃ VALUE HOW MUCH WOULD BRING

DISPLAY INSTRUCTIONS:

If CO₂=1, display “its”, “it”, and “it”.

Otherwise, display “their”, “they”, and “them”.

QUESTION TEXT:

Altogether, what is their present value, that is, about how much would they bring if {you/SP} sold them on today’s market? The nearest \$1,000 is fine.

ENTER DOLLAR AMOUNT

\$

ENTER NUMBER

Range	0 to 1000000
Soft Range	1000 to 40000
REFUSED	
DON'T KNOW	

PROGRAMMER INSTRUCTIONS:

Soft range: \$1000-\$40000
Hard range: \$0-\$1000000
Use input mask in response field (\$ 999,999,999) so that dollar sign is displayed and commas are inserted appropriately.

If a dollar amount is given, skip to Section EW – Economic Well-being.

CO3A

co11vehivalue

R11 CO3A VEHICLE VALUE

DISPLAY INSTRUCTIONS:

If CAPI PHONE = 3 (FIP), display “look at this card and” and ”IF NEEDED: Would you say less than \$2500, \$2,500 to less than \$5,000, \$5,000 to less than \$10,000, \$10,000 to less than \$20,000, \$20,000 to less than \$50,000, or \$50,000 or more?”.

If CAPI PHONE <> 3 display “Would you say less than \$2500, \$2,500 to less than \$5,000, \$5,000 to less than \$10,000, \$10,000 to less than \$20,000, \$20,000 to less than \$50,000, or \$50,000 or more?”

QUESTION TEXT:

SHOW CARD CO1

Please {look at this card and }tell me which is closest.{ Would you say less than \$2500, \$2,500 to less than \$5,000, \$5,000 to less than \$10,000, \$10,000 to less than \$20,000, \$20,000 to less than \$50,000, or \$50,000 or more?}

{IF NEEDED: Would you say less than \$2500, \$2,500 to less than \$5,000, \$5,000 to less than \$10,000, \$10,000 to less than \$20,000, \$20,000 to less than \$50,000, or \$50,000 or more?}

CODES

- | | |
|---|--------------------------------|
| 1 | LESS THAN \$2,500, |
| 2 | \$2,500 TO LESS THAN \$5,000 |
| 3 | \$5,000 TO LESS THAN \$10,000 |
| 4 | \$10,000 TO LESS THAN \$20,000 |
| 5 | \$20,000 TO LESS THAN \$50,000 |
| 6 | \$50,000 OR MORE |
| | REFUSED |
| | DON'T KNOW |

PROGRAMMER INSTRUCTIONS:

Keep dollar signs & punctuation for response options exactly as detailed above.

Go to Section EW – Economic Well-being.

NHATS Round 11

Section EW [ECONOMIC WELL-BEING]

Sequence: 37

EW1 ew11pycredbal R11 EW1 PAY OFF CREDIT CARD BALAN

DISPLAY INSTRUCTIONS:

If PROXY flag is null, or PROXY RELATIONSHIP = 2 (SPOUSE/PARTNER), display "Do you".
Otherwise display "Does SP".

If CURRENT INT SP MARITAL STATUS from PERSON ROSTER = 1 (MARRIED) or 2 (LIVING WITH A PARTNER), display "or {SP FIRSTNAME LASTNAME/SPOUSE/PARTNER FIRSTNAME LASTNAME}".
If PROXY RELATIONSHIP = 2 (SPOUSE/PARTNER), display "SP FIRSTNAME LASTNAME".
Otherwise, display "SPOUSE/PARTNER FIRSTNAME LASTNAME".

If HP2 = 2 (HAVE TRADITIONAL MORTGAGE) or HP2 = 3 (HAVE REVERSE MORTGAGE), display "other kinds of".

QUESTION TEXT:

These next questions are about {other kinds of} debt.

{Do you/Does SP} {or {SP FIRSTNAME LASTNAME/SPOUSE/PARTNER FIRSTNAME LASTNAME}}
usually pay off all credit card balances every month or only the minimum amount due?

CODES

1	PAY OFF BALANCE	EW5
2	PAY MINIMUM	
3	PAY MORE THAN MINIMUM, BUT NOT ENTIRE BALANCE	
4	DON'T HAVE ANY CREDIT CARDS REFUSED DON'T KNOW	EW5

EW2 ew11crecardeb R11 EW2 TOTAL CREDIT CARD DEBT

QUESTION TEXT:

Adding up all credit card balances, please tell me which is closest to what is owed. Would you say less than \$1,000, \$1,000 to less than \$2,000, \$2,000 to less than \$4,000, \$4,000 to less than \$6,000, \$6,000 to less than \$10,000, \$10,000 to less than \$20,000, or \$20,000 or more?

CODES

1	LESS THAN \$1,000
2	\$1,000 TO LESS THAN \$2,000
3	\$2,000 TO LESS THAN \$4,000
4	\$4,000 TO LESS THAN \$6,000
5	\$6,000 TO LESS THAN \$10,000
6	\$10,000 TO LESS THAN \$20,000
7	\$20,000 OR MORE REFUSED DON'T KNOW

EW3 ew11credcdmed R11 EW3 CREDIT CARD MEDICAL CARE

QUESTION TEXT:

Is any of the amount owed on credit cards for medical care?

CODES

1	YES	
2	NO	EW5
	REFUSED	EW5
	DON'T KNOW	EW5

EW4

ew11amtcrdmed

R11 EW4 AMT ON CARDS FOR MED CARE

QUESTION TEXT:

How much is for medical care? Would you say most, some, or a little of the amount owed?

CODES

1	MOST
2	SOME
3	A LITTLE
	REFUSED
	DON'T KNOW

EW5

ew11medpaovtm

R11 EW5 MED BILLS PAID OVERTIME

DISPLAY INSTRUCTIONS:

If PROXY flag is null or PROXY RELATIONSHIP = 2 (SPOUSE/PARTNER), display "Do you".
Otherwise, display "Does SP".

If CURRENT INT SP MARITAL STATUS from PERSON ROSTER = 1 (MARRIED) or 2 (LIVING WITH A PARTNER),
display "or {SP FIRSTNAME LASTNAME/SPOUSE/PARTNER FIRSTNAME LASTNAME}".

If PROXY RELATIONSHIP = 2 (SPOUSE/PARTNER), display "SP FIRSTNAME LASTNAME".
Otherwise, display "SPOUSE/PARTNER FIRSTNAME LASTNAME".

Display "paid off over time" in underlined text.

QUESTION TEXT:

{Do you/Does SP} {or {SP FIRSTNAME LASTNAME/SPOUSE/PARTNER FIRSTNAME LASTNAME}} have any medical bills that are being paid off over time?

CODES

1	YES	
2	NO	EW7
	REFUSED	EW7
	DON'T KNOW	EW7

EW6

ew11ampadovrt

R11 EW6 AMT FOR MED BIL OVR TIME

QUESTION TEXT:

Please look at this card and tell me which is closest to that amount. Would you say less than \$500, \$500 to less than \$1,000, \$1,000 to less than \$2,000, \$2,000 to less than \$4,000, \$4,000 to less than \$6,000, \$6,000 to less than \$10,000, \$10,000 to less than \$20,000 or \$20,000 or more?

CODES

1	LESS THAN \$500
2	\$500 TO LESS THAN \$1,000
3	\$1,000 TO LESS THAN \$2,000

- 4 \$2,000 TO LESS THAN \$4,000
- 5 \$4,000 TO LESS THAN \$6,000
- 6 \$6,000 TO LESS THAN \$10,000
- 7 \$10,000 TO LESS THAN \$20,000
- 8 \$20,000 OR MORE
- REFUSED
- DON'T KNOW

EW7

ew11finhlpfam

R11 EW7 FINANCIAL HELP FRM FAMILY

DISPLAY INSTRUCTIONS:

If PROXY flag is null or PROXY RELATIONSHIP = 2 (SPOUSE/PARTNER), display "you".
Otherwise, display "SP".

If CURRENT INT SP MARITAL STATUS from PERSON ROSTER = 1 (MARRIED) or 2 (LIVING WITH A PARTNER), display "or {SP FIRSTNAME LASTNAME/SPOUSE/PARTNER FIRSTNAME LASTNAME}".

If PROXY RELATIONSHIP = 2 (SPOUSE/PARTNER), display "SP FIRSTNAME LASTNAME".
Otherwise, display "SPOUSE/PARTNER FIRSTNAME LASTNAME".

If any PERSON ROSTER members have relationship codes = 3(DAUGHTER), 4 (SON), 7 (STEPDAUGHTER), or 8 (STEPSON), display "children or other".

QUESTION TEXT:

Family members often help each other out financially. The next questions are about last year, ending December 31, {CURRENT YEAR - 1 YEAR}.

Last year, did {you/SP} {or {SP FIRSTNAME LASTNAME/SPOUSE/PARTNER FIRSTNAME LASTNAME}} receive any financial help or financial gifts from {children or other} relatives, either regularly -- like every month -- or just every so often as needed?

CODES

- 1 YES
- 2 NO EW11
- REFUSED EW11
- DON'T KNOW EW11

BOX EW8

BOX EW8

NOT ON FILE

If any PERSON ROSTER members have relationship codes = 3 (DAUGHTER), 4 (SON), 7 (STEPDAUGHTER), or 8 (STEPSON), go to EW8.
Otherwise, go to EW10.

EW8

ew11whohelfi1

R11 EW8 CHILD HELPED FINANCIALLY

ew11whohelfi2

R11 EW8 OTHER HELPED FINANCIALLY

DISPLAY INSTRUCTIONS:

If PROXY flag is null or PROXY RELATIONSHIP = 2 (SPOUSE/PARTNER), display "your".
Otherwise, display "SP's".

If CURRENT INT SP MARITAL STATUS from PERSON ROSTER = 1 (MARRIED) or 2 (LIVING WITH A PARTNER), display "or {SP FIRSTNAME LASTNAME/SPOUSE/PARTNER FIRSTNAME LASTNAME}'s".

If PROXY RELATIONSHIP = 2 (SPOUSE/PARTNER), display "SP FIRSTNAME LASTNAME".
Otherwise, display "SPOUSE/PARTNER FIRSTNAME LASTNAME".

QUESTION TEXT:

Was that one of {your/SP's} {or {SP FIRSTNAME/LASTNAME/SPOUSE/PARTNER FIRSTNAME LASTNAME}'s} children or someone else who helped out (financially)?

SELECT ALL THAT APPLY

CODES

- | | | |
|---|----------------|------|
| 1 | CHILD/CHILDREN | |
| 2 | SOMEONE ELSE | EW10 |
| | REFUSED | EW10 |
| | DON'T KNOW | EW10 |

PROGRAMMER INSTRUCTIONS:

Allow code all that apply

EW9

op11chhlpfin

R11 EW9 CHILDREN WHO HELP FINANCE

DISPLAY INSTRUCTIONS:

Display PERSON ROSTER members with relationship codes = 3 (DAUGHTER), 4 = (SON), 7 (STEPDAUGHTER), or 8 (STEPSON) with FIRST NAME, LAST NAME, and RELATIONSHIP TO SP.

QUESTION TEXT:

Which children helped out (financially)?

PROBE: Any other children?

SELECT ALL THAT APPLY

ENTER TEXT

PROGRAMMER INSTRUCTIONS:

Allow code all that apply.

For each roster selection at EW9, set HELPEDSPFINANCIALLY flag =1 (YES) to person roster.

EW10

ew11atchhelyr

R11 EW10 AMT FROM CHILDR LST YR

QUESTION TEXT:

Please look at this card and tell me which is closest to the amount in {CURRENT YEAR - 1}. Would you say less than \$500, \$500 to less than \$1,000, \$1,000 to less than \$2,000, \$2,000 to less than \$4,000, \$4,000 to less than \$6,000, \$6,000 to less than \$10,000, \$10,000 to less than \$20,000 or \$20,000 or more?

CODES

- | | |
|---|--------------------------------|
| 1 | LESS THAN \$500 |
| 2 | \$500 TO LESS THAN \$1,000 |
| 3 | \$1,000 TO LESS THAN \$2,000 |
| 4 | \$2,000 TO LESS THAN \$4,000 |
| 5 | \$4,000 TO LESS THAN \$6,000 |
| 6 | \$6,000 TO LESS THAN \$10,000 |
| 7 | \$10,000 TO LESS THAN \$20,000 |
| 8 | \$20,000 OR MORE |
| | REFUSED |
| | DON'T KNOW |

DISPLAY INSTRUCTIONS:

If PROXY flag is null or PROXY RELATIONSHIP = 2 (SPOUSE/PARTNER), display "you".
Otherwise, display "SP".

If CURRENT INT SP MARITAL STATUS from PERSON ROSTER = 1 (MARRIED) or 2 (LIVING WITH A PARTNER)], display "or {SP FIRSTNAME LASTNAME/SPOUSE/PARTNER FIRSTNAME LASTNAME}".
If PROXY RELATIONSHIP = 2 (SPOUSE/PARTNER), display "SP FIRSTNAME LASTNAME".
Otherwise display "SPOUSE/PARTNER FIRSTNAME LASTNAME".

If any PERSON ROSTER members have relationship codes = 3 (DAUGHTER), 4 (SON), 7 (STEPDAUGHTER), or 8 (STEPSON), display "children or other".

QUESTION TEXT:

Last year, ending December 31, {CURRENT YEAR - 1 YEAR}, did {you/SP} {or {SP FIRSTNAME LASTNAME/SPOUSE/PARTNER FIRSTNAME LASTNAME}} give any financial help or financial gifts to {children or other} relatives, either regularly -- like every month -- or just every so often as needed?

CODES

1	YES	
2	NO	EW15
	REFUSED	EW15
	DON'T KNOW	EW15

BOX EW12

BOX E12

NOT ON FILE

If any PERSON ROSTER members have relationship codes = 3 (DAUGHTER), 4 (SON), 7 (STEPDAUGHTER), or 8 (STEPSON), go to EW12.
Otherwise, go to EW14.

EW12

ew11whregoth1

R11 EW12 SP GAVE CHILD FINCL HLP

ew11whregoth2

R11 EW12 SP GAVE GRANDCHD FIN HLP

ew11whregoth3

R11 EW12 SP GAVE OTHR FINANCL HLP

DISPLAY INSTRUCTIONS:

If PROXY flag is null or PROXY RELATIONSHIP = 2 (SPOUSE/PARTNER), display "your".
Otherwise, display "SP's".

If CURRENT INT SP MARITAL STATUS from PERSON ROSTER = 1 (MARRIED) or 2 (LIVING WITH A PARTNER), display "or {SP FIRSTNAME LASTNAME/SPOUSE/PARTNER FIRSTNAME LASTNAME}'S".
If PROXY RELATIONSHIP = 2 (SPOUSE/PARTNER), display "SP FIRSTNAME LASTNAME".
Otherwise, display "SPOUSE/PARTNER FIRSTNAME LASTNAME".

QUESTION TEXT:

Was that (financial) help to one of {your/SP's} {or {SP FIRSTNAME LASTNAME/SPOUSE/PARTNER FIRSTNAME LASTNAME}'s} children, a grandchild, or someone else?

SELECT ALL THAT APPLY

CODES

1	CHILD/CHILDREN	
2	GRANDCHILD/GRANDCHILDREN	EW14
3	SOMEONE ELSE	EW14
	REFUSED	EW14

PROGRAMMER INSTRUCTIONS:

Allow code all that apply

EW13

op11hlpchfin

R11 EW13 HELPED CHILDREN FINANCE

DISPLAY INSTRUCTIONS:

Display PERSON ROSTER members with relationship codes = 3 (DAUGHTER), 4 = (SON), 7 (STEPDAUGHTER), or 8 (STEPSON) with FIRST NAME, LAST NAME, and RELATIONSHIP TO SP.

QUESTION TEXT:

Which children were helped (financially)?
PROBE: Any other children?
SELECT ALL THAT APPLY

ENTER TEXT

PROGRAMMER INSTRUCTIONS:

Allow code all that apply

For each roster selection at EW13, set SPHELPEDFINANCIALLY flag = 1 (YES) to person roster.

EW14

ew11amthlpgiv

R11 EW14 AMOUNT OF HELP GIVEN

QUESTION TEXT:

Please look at this card and tell me which is closest to the amount in {CURRENT YEAR - 1}. Would you say less than \$500, \$500 to less than \$1,000, \$1,000 to less than \$2,000, \$2,000 to less than \$4,000, \$4,000 to less than \$6,000, \$6,000 to less than \$10,000, \$10,000 to less than \$20,000 or \$20,000 or more?

CODES

- 1 LESS THAN \$500
- 2 \$500 TO LESS THAN \$1,000
- 3 \$1,000 TO LESS THAN \$2,000
- 4 \$2,000 TO LESS THAN \$4,000
- 5 \$4,000 TO LESS THAN \$6,000
- 6 \$6,000 TO LESS THAN \$10,000
- 7 \$10,000 TO LESS THAN \$20,000
- 8 \$20,000 OR MORE
- REFUSED
- DON'T KNOW

BOX EW15

BOX E15

NOT ON FILE

Go to EW15.

EW15

ew11progneed1

R11 EW15 SP RECEIVD FOOD STAMPS

ew11progneed2

R11 EW15 SP REC OTHR FOOD ASST

ew11progneed3

R11 EW15 SP REC GAS ENERGY ASST

DISPLAY INSTRUCTIONS:

If PROXY flag is null, or PROXY RELATIONSHIP = 2 (SPOUSE/PARTNER), display "you".
Otherwise, display "SP".

If CURRENT INT SP MARITAL STATUS from PERSON ROSTER = 1 (MARRIED) or 2 (LIVING WITH A PARTNER), display "or {SP FIRSTNAME LASTNAME/SPOUSE/PARTNER FIRSTNAME LASTNAME}".
If PROXY RELATIONSHIP = 2 (SPOUSE/PARTNER), display "SP FIRSTNAME LASTNAME".
Otherwise, display "SPOUSE/PARTNER FIRSTNAME LASTNAME".

Use "Same Question Stem" display.
If at EW15a, do not display question text in brackets.
Otherwise, display question text in brackets.

Display "in the last year" in bold underlined text.

QUESTION TEXT:

{[] There are several state and federal programs that help people in need. In the last year, did {you/SP} {or {SP FIRSTNAME LASTNAME/SPOUSE/PARTNER FIRSTNAME LASTNAME}} receive help from any of these programs? {[]}

RESPONSE [1] a. Food stamps (also called the Supplemental Nutrition Assistance Program, or SNAP)?
RESPONSE [2] b. Other food assistance such as Meals-on-Wheels?
RESPONSE [3] c. Gas, electricity, or other energy assistance?

CODES

- 1 YES
- 2 NO
REFUSED
DON'T KNOW

PROGRAMMER INSTRUCTIONS:

Array the responses and variable text columns in the panel.
Display "variable text" in the a-c sequence until all rows have been displayed.

EW16 **ew11mealskip1** R11 EW16 SKIP MEALS NO MONEY

DISPLAY INSTRUCTIONS:

If PROXY flag is null or PROXY RELATIONSHIP = 2 (SPOUSE/PARTNER), display "you".
Otherwise, display "SP".

If CURRENT INT SP MARITAL STATUS from PERSON ROSTER = 1 (MARRIED) or 2 (LIVING WITH A PARTNER), display "or {SP FIRSTNAME LASTNAME/SPOUSE/PARTNER FIRSTNAME LASTNAME}".
If PROXY RELATIONSHIP = 2 (SPOUSE/PARTNER), display "SP FIRSTNAME LASTNAME".
Otherwise, display "SPOUSE/PARTNER FIRSTNAME LASTNAME".

Display "last month" in underlined text.

QUESTION TEXT:

We know people sometimes find it hard to make ends meet. Thinking about the last month, did {you/SP} {or {SP FIRSTNAME LASTNAME/SPOUSE/PARTNER FIRSTNAME LASTNAME}} skip any meals because there was not enough food, or money to buy food?

CODES

- 1 YES
- 2 NO EW18
REFUSED EW18
DON'T KNOW EW18

EW17 **ew11mealskip2** R11 EW17 SKIP MEALS HOW OFTEN

DISPLAY INSTRUCTIONS:

If PROXY flag is null or PROXY RELATIONSHIP = 2 (SPOUSE/PARTNER), display "you".
Otherwise, display "SP".

If CURRENT INT SP MARITAL STATUS from PERSON ROSTER = 1 (MARRIED) or 2 (LIVING WITH A PARTNER),
display "or {SP FIRSTNAME LASTNAME/SPOUSE/PARTNER FIRSTNAME LASTNAME}".
If PROXY RELATIONSHIP = 2 (SPOUSE/PARTNER), display "SP FIRSTNAME LASTNAME".
Otherwise, display "SPOUSE/PARTNER FIRSTNAME LASTNAME".

Display "last month" in underlined text.

QUESTION TEXT:

How many days in the last month did {you/SP} {or {SP FIRSTNAME LASTNAME/SPOUSE/PARTNER
FIRSTNAME LASTNAME}} skip meals? Would you say nearly every day, more than half the days,
several days, but less than half the days, or a few days?

CODES

- 1 NEARLY EVERY DAY
- 2 MORE THAN HALF THE DAYS
- 3 SEVERAL DAYS (LESS THAN HALF)
- 4 A FEW DAYS
- REFUSED
- DON'T KNOW

EW18

ew11nopayhous

R11 EW18A NO MONEY FOR HOUSING

ew11nopayutil

R11 EW18B NO MONEY FOR UTILITIES

ew11nopaymed

R11 EW18C NO MONEY FOR MEDICAL

DISPLAY INSTRUCTIONS:

Use "Same Question Stem" display.
Display "last year" in underlined text.

If at EW18a, do not display question text in brackets.
Otherwise, display question text in brackets.

QUESTION TEXT:

{ } Were there times in the last year when {you/SP} did not have enough money to... { }

RESPONSE [1] a. pay the rent or mortgage?
RESPONSE [2] b. pay utility bills (gas, electric)?
RESPONSE [3] c. pay medical or prescription drug bills

CODES

- 1 YES
- 2 NO
- REFUSED
- DON'T KNOW

PROGRAMMER INSTRUCTIONS:

Array the responses and variable text columns in the panel.
Display "variable text" in the a-c sequence until all rows have been displayed.
Go to Section HL – Helpers.

NHATS Round 11

Section HL [HELPERS]

Sequence: 38

BOX HL1PRE

BOX HL1PRE

NOT ON FILE

If no PERSON ROSTER MEMBERS are flagged = 1 (YES) for
HELPSGOOUTSIDE and
HELPSAROUNDINSIDE and
HELPSOUTOF BED and
TOOKPLACESMOSTOFTEN and
TOOKPLACES and
HELPSWITHEATING and
HELPSWITHBATHING and
HELPSWITHTOILETING and
HELPSWITHDRESSING and
HELPEDWITHLAUNDRY and
HELPEDWITHSHOPPING and
HELPEDWITHMEALS and
HELPEDWITHBANKING and
HELPEDWITHMONEYMATTERS and
HELPEDRACKMEDS and
SATINWITHDOCTOR and
HELPEDMAKEINSURANCEDECISIONS, go to Section CL - Closing.

Else if the only PERSON ROSTER MEMBERS flagged = 1 (YES) for
HELPSGOOUTSIDE and
HELPSAROUNDINSIDE and
HELPSOUTOF BED and
TOOKPLACESMOSTOFTEN and
TOOKPLACES and
HELPSWITHEATING and
HELPSWITHBATHING and
HELPSWITHTOILETING and
HELPSWITHDRESSING and
HELPEDWITHLAUNDRY and
HELPEDWITHSHOPPING and
HELPEDWITHMEALS and
HELPEDWITHBANKING and
HELPEDWITHMONEYMATTERS and
HELPEDRACKMEDS and
SATINWITHDOCTOR and
HELPEDMAKEINSURANCEDECISIONS
are STAFF PERSON FROM PLACE SP LIVES or RESTAURANT/TAKE OUT SERVICES (for
HELPEDWITHMEALS), or MEALS ON WHEELS (for HELPEDWITHMEALS), go to Section CL - Closing.

Otherwise, go to HL1PRE.

HL1PRE

HL1PRE

NOT NO FILE

QUESTION TEXT:

Next I have a few questions about the people who you said help {you/SP} with daily activities.

PRESS 1 AND ENTER TO CONTINUE

ENTER TEXT

Length

1

BOX HL1

op11ishelper

R11 BXHL1 ELIGIBLE HL SECTION

For each PERSON ROSTER MEMBER flagged = 1 (YES) for
HELPSGOOUTSIDE or
HELPSAROUNDINSIDE or
HELPSOUTOF BED or
TOOKPLACESMOSTOFTEN or
TOOKPLACES or
HELPSWITHEATING or
HELPSWITHBATHING or
HELPSWITHTOILETING or
HELPSWITHDRESSING or
HELPEdWITHLAUNDRY or
HELPEdWITHSHOPPING or
HELPEdWITHMEALS or
HELPEdWITHBANKING or
HELPEdWITHMONEYMATTERS or
HELPEdTRACKMEDS or
SATINWITHDOCTOR or
HELPEdMAKEINSURANCEDECISIONs
who is not a STAFF PERSON FROM PLACE SP LIVES or RESTAURANT/TAKE OUT SERVICES (for
HELPEdWITHMEALS), or MEALS ON WHEELS (for HELPEd WITH MEALS), set HELPER flag=1 (YES).

Write HELPER flag to PERSON ROSTER for each roster member.

Loop through HL1 and HL8 for each PERSON ROSTER MEMBER with a HELPER flag =1 (YES).

HL1

op11helpsched

R11 HL1 HELP IS REG SCHEDULED

QUESTION TEXT:

Does {PERSON ROSTER MEMBER FIRSTNAME LASTNAME} help on a regular schedule, or does his/her
schedule vary? By a regular schedule, we mean the same days and times every week.

CODES

1	REGULAR	
2	VARIED	HL3
	REFUSED	HL3
	DON'T KNOW	HL3

PROGRAMMER INSTRUCTIONS:

Write HELPSCHEDULE response to PERSON ROSTER for roster member.

HL2

op11numdayswk

R11 HL2 NUM DAYS HELP PER WK

QUESTION TEXT:

In the last month, on how many days per week did {PERSON ROSTER MEMBER FIRST NAME
LASTNAME} help {you/SP}?

ENTER NUMBER OF DAYS

ENTER NUMBER

Range	0 to 7
REFUSED	
DON'T KNOW	

PROGRAMMER INSTRUCTIONS:

Write #DAYSHELPWEEK response to PERSON ROSTER for roster member.

BOX HL3

BOX HL3

NOT ON FILE

If HL2 = DK, or RF.
If HL2 = 0, go to HL3.
Otherwise, go to HL4.

HL3

op11numdaysmn

R11 HL3 NUM DAYS HELP PER MON

QUESTION TEXT:

In the last month, on how many days did {PERSON ROSTER MEMBER FIRST NAME LASTNAME} help {you/SP}?

ENTER NUMBER OF DAYS

ENTER NUMBER

Range 0 to 31
REFUSED
DON'T KNOW

PROGRAMMER INSTRUCTIONS:

Write #DAYSHELPMONTH response to PERSON ROSTER for roster member.

BOX HL4

BOX HL4

NOT ON FILE

If HL3 = 0, go to BOX HL5.
Otherwise, go to HL4.

HL4

op11numhrsday

R11 HL4 NUM HRS HELP PER DAY

QUESTION TEXT:

On days when {PERSON ROSTER MEMBER FIRST NAME LASTNAME} helped, about how many hours per day did (he/she) help {you/SP}?

ENTER NUMBER OF HOURS

IF LESS THAN 1 HOUR, ENTER ZERO

ENTER NUMBER

Range 0 to 24
REFUSED
DON'T KNOW

PROGRAMMER INSTRUCTIONS:

Write #HOURSHelp response to PERSON ROSTER for roster member.

BOX HL5

BOX HL5

NOT ON FILE

If PERSON ROSTER member relationship = 2 (SPOUSE/PARTNER), go to BOX HL9.
Else if PERSON ROSTER member relationship = 31 (PAID AIDE/HOUSEKEEPER/EMPLOYEE), go to HL6.
Otherwise, go to HL5.

HL5

op11paidhelp

R11 HL5 HELPER IS PAID

QUESTION TEXT:

Is {PERSON ROSTER MEMBER FIRST NAME LASTNAME} paid to provide this help?

IF NEEDED: By paid help, we mean paid by someone as part of a job. We will ask next who pays the person.

CODES

1	YES	
2	NO	BOX HL9
	REFUSED	BOX HL9
	DON'T KNOW	BOX HL9

PROGRAMMER INSTRUCTIONS:

Write #PAIDHELP response to PERSON ROSTER for roster member.

HL6

op11sppayshlp

R11 HL6 SP PAYS FOR HELP

op11govpayhlp

R11 HL6 GOVT PAYS FOR HELP

op11inspayhlp

R11 HL6 INSUR PAYS FOR HELP

op11othpayhlp

R11 HL6 OTHER PAYS FOR HELP

QUESTION TEXT:

Is {PERSON ROSTER MEMBER FIRST NAME LASTNAME} paid by {you/SP}, {your/his/her} family, by a government program, by {your/his/her} insurance, or what?

SELECT ALL THAT APPLY

CODES

1	SP AND/OR FAMILY	BOX HL7
2	GOVERNMENT PROGRAM	BOX HL7
3	INSURANCE	BOX HL7
91	OTHER (SPECIFY)	
	REFUSED	BOX HL7
	DON'T KNOW	BOX HL7

PROGRAMMER INSTRUCTIONS:

Allow code all that apply.

Write WHOPAYS response to PERSON ROSTER for roster member.

HL6A

HL6A

NOT ON FILE

QUESTION TEXT:

SPECIFY WHO PAYS FOR PERSON WHO HELPS {SP}.

Text 50 char

ENTER TEXT

Length

50

BOX HL7

BOX HL7

NOT ON FILE

If HL6=1 (SP AND/OR FAMILY), go to HL7.

Else if HL6=2, go to HL8.
Otherwise, go to BOX HL9.

HL7**op11payunit**

R11 HL7 PAYMENT UNIT

QUESTION TEXT:

How much did {you/SP} (and {your/his/her} family) pay {PERSON ROSTER MEMBER FIRST NAME
LASTNAME} last month?

INDICATE RESPONSE UNIT

CODES

1	HOURLY	
2	WEEKLY	HL7B
3	MONTHLY	HL7C
4	DID NOT PAY IN LAST MONTH	BOX HL8
91	OTHER (SPECIFY)	HL7D
	REFUSED	BOX HL8
	DON'T KNOW	BOX HL8

PROGRAMMER INSTRUCTIONS:

Write PAYUNIT response to PERSON ROSTER for roster member.

HL7A**op11hourlypay**

R11 HL7A HOURLY AMOUNT PAID

QUESTION TEXT:

ENTER HOURLY AMOUNT PAID
\$ _____

ENTER NUMBER

Range	1 to 999.99
Soft Range	5 to 50

PROGRAMMER INSTRUCTIONS:

Write HOURLYAMOUNT response to PERSON ROSTER for roster member.

If valid amount given, skip to Box HL8.

HL7B**op11weeklypay**

R11 HL7B WEEKLY AMOUNT PAID

QUESTION TEXT:

ENTER WEEKLY AMOUNT PAID
\$ _____

ENTER NUMBER

Range	1 to 9999
Soft Range	50 to 1000

PROGRAMMER INSTRUCTIONS:

Write WEEKLYAMOUNT response to PERSON ROSTER for roster member.

If valid amount given, skip to Box HL8.

HL7C**op11monthlypay**

R11 HL7C MONTHLY AMOUNT PAID

QUESTION TEXT:

ENTER MONTHLY AMOUNT PAID

\$ _____

ENTER NUMBER

Range

1 to 9999

Soft Range

50 to 5000

PROGRAMMER INSTRUCTIONS:

Write MONTHLYAMOUNT response to PERSON ROSTER for roster member.

Go to BOX HL8.

HL7D

HL7D

NOT ON FILE

QUESTION TEXT:

SPECIFY OTHER RATE OF PAYMENT.

ENTER TEXT

Length

50

BOX HL8

BOX HL8

NOT ON FILE

If HL6=2 (GOVERNMENT PROGRAM), go to HL8.

Otherwise, go to Box HL9.

HL8

op11progmpaid

R11 HL8 PROGRAM PAID FOR HELPER

DISPLAY INSTRUCTIONS:

Display “, also known as {STATE NAME FOR MEDICAID PROGRAM}” if state name for Medicaid is not “Medicaid”.

QUESTION TEXT:

Do you know whether this program is Medicaid {, also known as {STATE MEDICAID PROGRAM NAME}}, Medicare, a state program, or something else?

CODES

1	MEDICAID	BOX HL9
2	MEDICARE	BOX HL9
3	STATE PROGRAM	BOX HL9
91	OTHER (SPECIFY)	
	REFUSED	BOX HL9
	DON'T KNOW	BOX HL9

PROGRAMMER INSTRUCTIONS:

Use NHATS State Name for Medicaid file for {STATE NAME FOR MEDICAID PROGRAM} display.

Write PROGRAMPAID response to PERSON ROSTER for roster member.

HL8A

HL8A

NOT ON FILE

QUESTION TEXT:

SPECIFY OTHER PROGRAM.

Text 50 char

ENTER TEXT

Length

50

BOX HL9

BOX HL9

NOT ON FILE

Go to HL1 for next PERSON ROSTER MEMBER with HELPER flag=1 (YES).
If no additional PERSON ROSTER MEMBER with HELPER flag=1 (YES), go to Section CC – Caregiver
Contact Info.

Derived Variables From Items in HL Section	
--	--

op11dhrsmth	R11 D HL2 HL3 HL4 HRS HELP MONTH
--------------------	----------------------------------

NHATS Round 11

Section CD [CLOCK DRAWING] Sequence: 40

BOX CD1PRE BOX CD1PRE NOT ON FILE

If Part 1 (SP Interview), go to Section PE.
If Part 2 (SP Activities), go to CD1.

CD1	cg11dclkdraw	R11 D SCORE OF CLOCK DRAWING TEST
	cg11dclkimgcl	R11 D IMAGE CLARITY CLOCK DRAWING

DISPLAY INSTRUCTIONS:

Display "blank" in bold underlined text.
Display "REPEAT INSTRUCTIONS IF NEEDED" in bold underlined text.

SET STOPWATCH FOR 2 MINUTES IN COUNTDOWN MODE

HAND SP A BLANK SHEET OF PAPER AND AN ERASABLE PEN IF NEEDED, MAKE SURE SP HAS A WRITING SURFACE. THEN SAY:

Please draw a clock on this piece of paper.
Start by drawing a large circle.
Put all the numbers in the circle and set the hands to show 11:10 (10 past 11).

START STOPWATCH

REPEAT INSTRUCTIONS IF NEEDED.

STOP ACTIVITY WHEN 2 MINS IS UP OR BEFORE IF SP SAYS DONE

PRESS 1 AND ENTER TO CONTINUE

CD1A	cg11atdrwclck	R11 CD1A SP ATTEMPT CLOCK DRAWING (PREVIOUSLY CG10A)
-------------	----------------------	--

QUESTION TEXT:

INDICATE WHETHER SP ATTEMPTED CLOCK DRAWING

IF SP ATTEMPTED CLOCK DRAWING, AFFIX SP ID LABEL ON THE LOWER LEFT HAND CORNER OF CLOCK DRAWING SHEET

CODES

1	SP ATTEMPTED CLOCK DRAWING
2	SP DID NOT ATTEMPT CLOCK DRAWING
97	SP REFUSED CLOCK DRAWING

BOX CD2 BOX CD2 NOT ON FILE

Go to Section PE - Performance

Derived Variables from Items in CG Section	
cg11dclkdraw	R11 D SCORE OF CLOCK DRAWING TEST
cg11dclkimgcl	R11 D IMAGE CLARITY CLOCK DRAWING

Affix SP ID Label

ab11datemonth R11 AB COVER DATE MONTH
ab11dateyear R11 AB COVER DATE YEAR

Date: / / 2 0
m m d d y y y y

Interviewer ID: N H A T


National Health and Aging Trends Study

Activities Booklet



ACTIVITIES TO SET UP AND DEMONSTRATE

Transfer information from laptop screen. Mark administration for each activity "YES" or "NO" and copy to the administration box on the page listed for each activity.

ACTIVITY	ADMINISTER		PAGE
1. BALANCE STANDS	<input type="checkbox"/> YES	<input type="checkbox"/> NO	4
2. WALKING COURSE	<input type="checkbox"/> YES	<input type="checkbox"/> NO	16
			
	<input type="checkbox"/> WA3a. Doesn't use cane/walker around home	} 17	17
	<input type="checkbox"/> WA3b. Sometimes uses cane/walker around home		
	<input type="checkbox"/> WA3c. Always uses cane/walker around home		
3. CHAIR STANDS	<input type="checkbox"/> YES	<input type="checkbox"/> NO	22
4. GRIP STRENGTH	<input type="checkbox"/> YES RIGHT	<input type="checkbox"/> NO	28
	<input type="checkbox"/> YES LEFT		
5. WAIST CIRCUMFERENCE	YES		34
6. PEAK AIR FLOW	YES		38



GENERAL INSTRUCTIONS

- *Administer activities in the order presented in booklet*
- *Read/say **bold blue text** to SP EXACTLY as written*
- *Check that SP is wearing appropriate shoes (tennis shoes or shoes with less than 1-inch heels, but not slippers). If not, request SP to change shoes or put shoes on*
- *Check lighting to see if adequate for SP to see. If not, ask if there is a light you can turn on*
- *Identify place for SP to sit while watching you demonstrate activities*

GENERAL INSTRUCTIONS

Record start time:

<input type="text"/>	<input type="text"/>	:	<input type="text"/>	<input type="text"/>	<input type="checkbox"/> AM
<input type="text"/>	<input type="text"/>	:	<input type="text"/>	<input type="text"/>	<input type="checkbox"/> PM
HRS			MINS		
in11strtabhrs			R11 IN8 START TIME HOURS		
in11strtabmin			R11 IN8 START TIME MINUTES		
in11strtmampm			R11 IN8 START TIME AM OR PM		

Now I would like to ask you to try to perform a few simple movements, that is to move your body in different ways.

For each movement, I will first describe it and show it to you. Then I'd like you to try to do it.

If you feel it would be unsafe to try it, tell me, and we'll move on to the next one.

Do you have any questions before we begin?



THIS PAGE INTENTIONALLY LEFT BLANK

BALANCE STANDS

Balance Stands Administration:

BA1

YES



NO

GO TO WALKING COURSE p.16



- *Clear space for balance stands activity*
- *Get out stopwatch*



SIDE BY SIDE STAND

- *Reset stopwatch to 0:00'00"00*

Now I'll show you the first movement.

- *Demonstrate with inside edges of your feet touching at the heels and toes*



I want you to try to stand with your feet together, side-by-side, for about 10 seconds. You may use your arms, bend your knees, or move your body in order to keep your balance, but try not to move your feet. Try to hold this position until I tell you to stop.

Do you think it would be safe to try this?

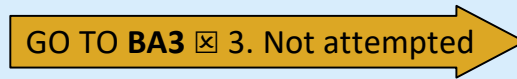
BA2

YES



NO

GO TO BA3 ☒ 3. Not attempted



Help SP into position:

- *Support SP's elbow with one hand while standing slightly behind and to the side*
- *Hold stopwatch behind SP's back*
- *Check SP's feet position*

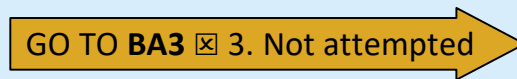
Are you ready?

YES



NO

GO TO BA3 ☒ 3. Not attempted



Ready, begin.

- *Start stopwatch*
- *Remove support hand*
- *Step back half a step. Keep your hands near SP's elbow and back*




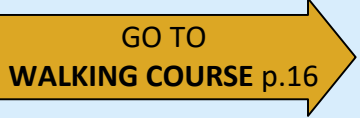
After 10 seconds if SP is still holding position, say:

Stop.



SIDE BY SIDE STAND — RESULTS

ba11sxsresult R11 BA3 SIDE BY SIDE STAND RESULT **BA3**

<input type="checkbox"/> 1. COMPLETED, HELD FOR 10 SEC	<input type="checkbox"/> 2. ATTEMPTED, NOT HELD FOR 10 SEC	<input type="checkbox"/> 3. NOT ATTEMPTED
<div style="text-align: center;">  SEMI-TANDEM Next Page </div>	<div style="text-align: right; font-size: small;">BA4</div> <p>Time held:</p> <div style="display: flex; align-items: center; justify-content: center;"> <div style="border: 1px solid black; padding: 5px; margin-right: 10px;">  </div> <div style="border: 1px solid black; width: 40px; height: 40px; margin-right: 10px;"></div> <div style="border: 1px solid black; width: 40px; height: 40px; margin-right: 10px;"></div> <div style="border: 1px solid black; width: 40px; height: 40px;"></div> </div> <div style="display: flex; justify-content: center; margin-top: 5px;"> <div style="background-color: #ccc; padding: 2px 5px; margin-right: 10px;">SECS</div> <div style="background-color: #ccc; padding: 2px 5px;">1/100</div> </div> <div style="text-align: center; margin-top: 20px;">  <p>GO TO WALKING COURSE p.16</p> </div>	<div style="text-align: right; font-size: small;">BA5</div> <p>Reasons not attempted: <u>Mark all that apply</u></p> <ul style="list-style-type: none"> <input type="checkbox"/> 1. SP felt unsafe <input type="checkbox"/> 2. Proxy felt unsafe for SP <input type="checkbox"/> 3. You felt unsafe for SP/SP unsteady with support <input type="checkbox"/> 4. SP unable to understand directions <input type="checkbox"/> 9. Other, specify: <div style="border: 1px solid black; height: 60px; width: 100%; margin-top: 10px;"></div> <div style="text-align: center; margin-top: 20px;">  <p>GO TO WALKING COURSE p.16</p> </div>

- ba11blstdsecs R11 BA4A SECS SIDE BY SIDE STAND
- ba11blstdhndr R11 BA4B HNRDS SIDE BY SIDE STND
- ba11rsn1ssstd R11 BA5 1 NO STAND SP FELT UNSAFE
- ba11rsn2ssstd R11 BA5 2 NO STAND PRXY FELT UNSF
- ba11rsn3ssstd R11 BA5 3 NO STND INTWR FELT UNSF
- ba11rsn4ssstd R11 BA5 4NO STND SP UNABL2UNDRSTD
- ba11rsn9ssstd R11 BA5 9 NO STAND OTHER SPECIFY



SEMI-TANDEM STAND

➤ *Reset stopwatch to 0:00'00"00*

Now I'll show you the second movement.

➤ *Demonstrate with inside edge of one foot touching the big toe of the other*



I want you to try to stand with the side of the heel of one foot touching the big toe of the other foot for about 10 seconds. You may put either foot in front, whichever is more comfortable for you.

You may use your arms, bend your knees, or move your body in order to keep your balance, but try not to move your feet. Again, try to hold this position until I tell you to stop.

Do you think it would be safe to try this?

BA6

YES



NO

GO TO BA7 ☒ 3. Not attempted



Help SP into position:

- *Support SP's elbow with one hand while standing slightly behind and to the side*
- *Hold stopwatch behind SP's back*
- *Check SP's feet position*

Are you ready?

YES



NO

GO TO BA7 ☒ 3. Not attempted



Ready, begin.

- *Start stopwatch*
- *Remove support hand*
- *Step back half a step. Keep your hands near SP's elbow and back*

After 10 seconds if SP is still holding position, say:

Stop.



SEMI-TANDEM STAND — RESULTS

ba11stdmreslt R11 BA7 SEMI TANDEM STAND RESULT BA7

<input type="checkbox"/> 1. COMPLETED, HELD FOR 10 SEC	<input type="checkbox"/> 2. ATTEMPTED, NOT HELD FOR 10 SEC	<input type="checkbox"/> 3. NOT ATTEMPTED
<div style="color: green; font-size: 2em; margin-bottom: 10px;">↓</div> <p>FULL TANDEM Next Page</p>	<div style="text-align: right; border: 1px solid black; padding: 2px; width: fit-content; margin: 0 auto;">BA8</div> <p>Time held:</p> <div style="display: flex; align-items: center; justify-content: center; gap: 10px;"> <div style="border: 1px solid black; padding: 5px; text-align: center;"> </div> <div style="border: 1px solid black; width: 40px; height: 40px; display: flex; align-items: center; justify-content: center;"> </div> <div style="border: 1px solid black; width: 40px; height: 40px; display: flex; align-items: center; justify-content: center;"> </div> </div> <div style="display: flex; justify-content: center; gap: 20px; margin-top: 5px;"> <div style="background-color: #ccc; padding: 2px 5px;">SECS</div> <div style="background-color: #ccc; padding: 2px 5px;">1/100</div> </div> <div style="text-align: center; margin-top: 20px;"> <div style="background-color: #ffc107; padding: 10px; display: inline-block; border-radius: 5px;"> <p style="margin: 0;">GO TO WALKING COURSE p.16</p> </div> </div>	<div style="text-align: right; border: 1px solid black; padding: 2px; width: fit-content; margin: 0 auto;">BA9</div> <p>Reasons not attempted: <u>Mark all that apply</u></p> <ul style="list-style-type: none"> <input type="checkbox"/> 1. SP felt unsafe <input type="checkbox"/> 2. Proxy felt unsafe for SP <input type="checkbox"/> 3. You felt unsafe for SP/SP unsteady with support <input type="checkbox"/> 4. SP unable to understand directions <input type="checkbox"/> 9. Other, specify: <div style="border: 1px solid black; height: 60px; margin-top: 10px;"></div> <div style="text-align: center; margin-top: 20px;"> <div style="background-color: #ffc107; padding: 10px; display: inline-block; border-radius: 5px;"> <p style="margin: 0;">GO TO WALKING COURSE p.16</p> </div> </div>

- ba11stdmsecs R11 BA8A SECS HELD SEMI TANDM STD
- ba11stdmhndr R11 BA8B HNRDS HLD SEMI TANDM STD
- ba11rsn1ststd R11 BA9 1 NO STNDM SP FELT UNSAFE
- ba11rsn2ststd R11 BA9 2NO STNDM PRXY FELT UNSAF
- ba11rsn3ststd R11 BA9 3 NO STNDM INTR FELT UNSF
- ba11rsn4ststd R11 BA9 4NO STNDM SP UNABL2UNDSTD
- ba11rsn9ststd R11 BA9 9 NO STNDM OTHER SPECIFY



FULL TANDEM STAND

- *Reset stopwatch to 0:00'00"00*

Now I'll show you the third movement.

- *Demonstrate with heel of one foot in front of and touching toes of the other*



I want you to try to stand with the heel of one foot in front of and touching the toes of the other foot for about 10 seconds. You may put either foot in front, whichever is more comfortable for you.

You may use your arms, bend your knees, or move your body in order to keep your balance, but try not to move your feet. Try to hold this position until I tell you to stop.

Do you think it would be safe to try this?

BA10

YES



NO

GO TO BA11 ☒ 3. Not attempted



Help SP into position:

- *Support SP's elbow with one hand while standing slightly behind and to the side*
- *Hold stopwatch behind SP's back*
- *Check SP's feet position*

Are you ready?

YES



NO

GO TO BA11 ☒ 3. Not attempted



Ready, begin.

- *Start stopwatch*
- *Remove support hand*
- *Step back half a step. Keep your hands near SP's elbow and back*

After 10 seconds if SP is still holding position, say:

Stop.

FULL TANDEM STAND — RESULTS

ba11ftdmreslt R11 BA11 FULL TANDEM STAND RESULT BA11

<input type="checkbox"/> 1. COMPLETED, HELD FOR 10 SEC	<input type="checkbox"/> 2. ATTEMPTED, NOT HELD FOR 10 SEC	<input type="checkbox"/> 3. NOT ATTEMPTED
<div style="text-align: center;"> <p>ONE LEG EYES OPEN Next Page</p> </div>	<div style="text-align: right; border: 1px solid black; padding: 2px; width: fit-content; margin-bottom: 5px;">BA12</div> <p>Time held:</p> <div style="display: flex; align-items: center; justify-content: center;"> <div style="border: 1px solid black; padding: 5px; margin-right: 5px;"> </div> <div style="border: 1px solid black; width: 40px; height: 40px; margin-right: 5px;"></div> <div style="border: 1px solid black; width: 40px; height: 40px; margin-right: 5px;"></div> <div style="border: 1px solid black; width: 40px; height: 40px;"></div> </div> <div style="display: flex; justify-content: center; margin-top: 5px;"> <div style="background-color: #444; color: white; padding: 2px 5px; margin-right: 10px;">SECS</div> <div style="background-color: #444; color: white; padding: 2px 5px;">1/100</div> </div> <div style="text-align: center; margin-top: 10px;"> <p style="color: white; font-weight: bold; margin: 0;">GO TO WALKING COURSE p.16</p> </div>	<div style="text-align: right; border: 1px solid black; padding: 2px; width: fit-content; margin-bottom: 5px;">BA13</div> <p>Reasons not attempted: <u>Mark all that apply</u></p> <ul style="list-style-type: none"> <input type="checkbox"/> 1. SP felt unsafe <input type="checkbox"/> 2. Proxy felt unsafe for SP <input type="checkbox"/> 3. You felt unsafe for SP/SP unsteady with support <input type="checkbox"/> 4. SP unable to understand directions <input type="checkbox"/> 9. Other, specify: <div style="border: 1px solid black; height: 60px; width: 100%; margin-top: 5px;"></div> <div style="text-align: center; margin-top: 10px;"> <p style="color: white; font-weight: bold; margin: 0;">GO TO WALKING COURSE p.16</p> </div>

- ba11ftdmsecs R11 BA12A SECS HLD FULL TANDM STD
- ba11ftdmhndr R11 BA12B HNRDS HLD FLL TANDM STD
- ba11rsn1ftstd R11 BA13 1 NO FTNDM SP FLT UNSAFE
- ba11rsn2ftstd R11 BA13 2NO FTNDM PRXY FLT UNSAF
- ba11rsn3ftstd R11 BA13 3 NO FTNDM INTR FLT UNSF
- ba11rsn4ftstd R11 BA13 4NO FTNDM SP UNABL2UNDST
- ba11rsn9ftstd R11 BA13 9 NO FTNDM OTHER SPECIFY



ONE LEG STAND EYES OPEN

➤ *Reset stopwatch to 0:00'00"00*

Now I'll show you the fourth movement.



➤ *Demonstrate with one leg raised a few inches off the ground*

I want you to try to stand on one leg, whichever one you want, and raise the other leg off the ground a few inches. Stand for as long as you can. I will stop you at 30 seconds.

You may use your arms, bend your knees, or move your body to keep your balance. Try not to move the foot on which you are standing and try not to let your legs touch each other. Try to hold this position until I tell you to stop. If you feel you are losing your balance take a step. I'll hold you up until you feel stable.

Do you think it would be safe to try this?

BA14

YES



NO

GO TO BA15 ☒ 3. Not attempted

Help SP into position:

- *Support SP's elbow with one hand while standing slightly behind and to the side*
- *Hold stopwatch behind SP's back*
- *Check SP's feet position: 1 foot raised*

Are you ready?

YES



NO

GO TO BA15 ☒ 3. Not attempted

Ready, begin.

- *Start stopwatch*
- *Remove support hand*
- *Step back half a step. Keep your hands near SP's elbow and back*




After 30 seconds if SP is still holding position, say:

Stop.



ONE LEG STAND EYES OPEN — RESULTS

ba11leoreslt R11 BA15 ONE LEG STAND EYES OPEN **BA15**

<input type="checkbox"/> 1. COMPLETED, HELD FOR 30 SEC	<input type="checkbox"/> 2. ATTEMPTED, NOT HELD FOR 30 SEC	<input type="checkbox"/> 3. NOT ATTEMPTED
<div style="text-align: center;">  ONE LEG EYES CLOSED Next Page </div>	<div style="text-align: right;">BA16</div> <p>Time held:</p> <div style="display: flex; justify-content: center; align-items: center;"> <div style="border: 1px solid black; width: 30px; height: 30px; margin-right: 5px;"></div> <div style="border: 1px solid black; width: 30px; height: 30px; margin-right: 5px;"></div> <div style="border: 1px solid black; width: 30px; height: 30px; margin-right: 5px; margin-left: 10px;"></div> <div style="border: 1px solid black; width: 30px; height: 30px;"></div> </div> <div style="display: flex; justify-content: center; margin-top: 5px;"> <div style="background-color: #ccc; padding: 2px 5px; margin-right: 10px;">SECS</div> <div style="background-color: #ccc; padding: 2px 5px;">1/100</div> </div> <div style="text-align: center; margin-top: 20px;">  GO TO WALKING COURSE p.16 </div>	<div style="text-align: right;">BA17</div> <p>Reasons not attempted: <u>Mark all that apply</u></p> <ul style="list-style-type: none"> <input type="checkbox"/> 1. SP felt unsafe <input type="checkbox"/> 2. Proxy felt unsafe for SP <input type="checkbox"/> 3. You felt unsafe for SP/SP unsteady with support <input type="checkbox"/> 4. SP unable to understand directions <input type="checkbox"/> 9. Other, specify: <div style="border: 1px solid black; height: 60px; width: 100%; margin-top: 5px;"></div> <div style="text-align: center; margin-top: 20px;">  GO TO WALKING COURSE p.16 </div>

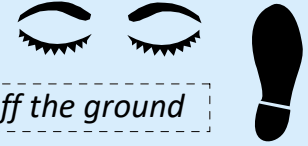
- ba11leosfsec R11 BA16A SECS HLD 1LEG EYES OPEN
- ba11leohndr R11 BA16B HNRDS HLD 1LEG EYE OPEN
- ba11rsn1leo R11 BA17 1 NO1LEGEO SP FLT UNSAFE
- ba11rsn2leo R11 BA17 2NO1LEGEO PRXY FLT UNSAF
- ba11rsn3leo R11 BA17 3 NO1LEGEO INTR FLT UNSF
- ba11rsn4leo R11 BA17 4NO1LEGEO SP UNABL2UNDST
- ba11rsng1leo R11 BA17 9NO1LEGEO OTHER SPECIFY



ONE LEG STAND EYES CLOSED

➤ *Reset stopwatch to 0:00'00"00*

Now I'll show you the last of these movements.



➤ *Demonstrate with eyes closed and one leg raised a few inches off the ground*

This time I want you to close your eyes and try to stand on one leg, whichever one you want, and raise the other leg off the ground a few inches. Stand for as long as you can. I will stop you at 30 seconds.

You may use your arms, bend your knees, or move your body to keep your balance. Try not to move the foot on which you are standing and try not to let your legs touch each other. Try to hold this position until I tell you to stop. If you feel you are losing your balance take a step. I'll hold you up until you feel stable.

Do you think it would be safe to try this?

BA18

YES



NO

GO TO BA19 ☒ 3. Not attempted

Please close your eyes. When you are ready, lift one leg off the ground a few inches. I will not let go until you say you are ready.

Help SP into position:

- *Support SP's elbow with one hand while standing slightly behind and to the side*
- *Hold stopwatch behind SP's back*
- *Check SP's feet position: 1 foot raised and eyes closed*

Are you ready?

YES



NO

GO TO BA19 ☒ 3. Not attempted

Ready, begin.

- *Start stopwatch*
- *Remove support hand*
- *Step back half a step. Keep your hands near SP's elbow and back*

After 30 seconds if SP is still holding position, say:

Stop.



ONE LEG STAND EYES CLOSED — RESULTS

ba11lecrest R11 BA19 ONE LEG STAND EYES CLOS BA19

<input type="checkbox"/> 1. COMPLETED, HELD FOR 30 SEC	<input type="checkbox"/> 2. ATTEMPTED, NOT HELD FOR 30 SEC	<input type="checkbox"/> 3. NOT ATTEMPTED
 WALKING COURSE Next Page	<div style="text-align: right; border: 1px solid black; padding: 2px; width: fit-content; margin: 0 auto;">BA20</div> <p>Time held:</p> <div style="display: flex; justify-content: center; align-items: center; gap: 10px;"> <div style="border: 1px solid black; width: 30px; height: 30px; display: flex; align-items: center; justify-content: center;"> </div> <div style="border: 1px solid black; width: 30px; height: 30px; display: flex; align-items: center; justify-content: center;"> </div> <div style="border: 1px solid black; width: 30px; height: 30px; display: flex; align-items: center; justify-content: center;"> </div> <div style="border: 1px solid black; width: 30px; height: 30px; display: flex; align-items: center; justify-content: center;"> </div> </div> <div style="display: flex; justify-content: center; align-items: center; gap: 10px; margin-top: 5px;"> <div style="background-color: #ccc; padding: 2px 5px;">SECS</div> <div style="background-color: #ccc; padding: 2px 5px;">1/100</div> </div> <div style="text-align: center; margin-top: 10px;"> WALKING COURSE Next Page </div>	<div style="text-align: right; border: 1px solid black; padding: 2px; width: fit-content; margin: 0 auto;">BA21</div> <p>Reasons not attempted: <u>Mark all that apply</u></p> <ul style="list-style-type: none"> <input type="checkbox"/> 1. SP felt unsafe <input type="checkbox"/> 2. Proxy felt unsafe for SP <input type="checkbox"/> 3. You felt unsafe for SP/SP unsteady with support <input type="checkbox"/> 4. SP unable to understand directions <input type="checkbox"/> 9. Other, specify: <div style="border: 1px solid black; height: 60px; width: 100%; margin-top: 5px;"></div> <div style="text-align: center; margin-top: 20px;"> WALKING COURSE Next Page </div>

- ba11lecsfsec R11 BA20A SECS HLD 1LEG EYES CLOS
- ba11lechndr R11 BA20B HNRDS HLD 1LEG EYE CLOS
- ba11rsn1lec R11 BA21 1 NO1LEGEC SP FLT UNSAFE
- ba11rsn21lec R11 BA21 2NO1LEGEC PRXY FLT UNSAF
- ba11rsn31lec R11 BA21 3 NO1LEGEC INTR FLT UNSF
- ba11rsn41lec R11 BA21 4NO1LEGEC SP UNABL2UNDST
- ba11rsn91lec R11 BA21 9NO1LEGEC OTHER SPECIFY



THIS PAGE INTENTIONALLY LEFT BLANK

WALKING COURSE

Walking Course Administration:

WA1

YES



NO

GO TO CHAIR STANDS p.22



- Get out walking course chain & masking tape
- Look for appropriate space for course (16' x 3'), you may need to use a hallway or nearby room
- Find as smooth a surface as possible to lay out the course. Avoid high-pile carpet
- Do not lay course out over the edge of a rug, a throw rug, or any irregular surface
- Clear any obstacles from activity area (move small furniture, only with permission)

Is there an appropriate space to set up the walking course?

wa11wlkcorpc R11 WA2 WALKING COURSE SPACE

WA2

YES



NO

GO TO WA5 ☒ 3. Not attempted



- Lay out chain straight down center of course area. Tape each end to the floor
- Using an arm's length of masking tape, place tape lengths under the two colored links of chain
- Untape chain from floor, leaving only taped start and finish lines



WALKING COURSE 1


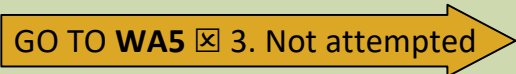



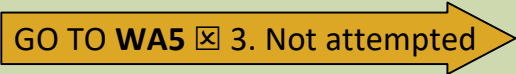
➤ *Reset stopwatch to 0:00'00"00*

This is our walking course. I want you to walk to the other end of the course at your usual speed, just as if you were walking down the street to go to the store. Walk all the way past the other end of the tape before you stop. I will walk with you.



➤ *Demonstrate starting from start line and walking completely past end line*


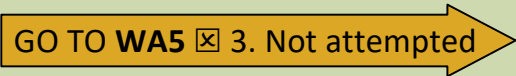
wa11wlkcorpc R11 WA2 WALKING COURSE SPACE **WA3**

<p>WA3a</p> <input type="checkbox"/>	<p>Do you think it would be safe to try this?</p> <p><input type="checkbox"/> YES  <input type="checkbox"/> NO </p>
<p>WA3b</p> <input type="checkbox"/>	<p>Do you think it would be safe to try this <u>without</u> a cane or walker?</p> <p><input type="checkbox"/> YES  <input type="checkbox"/> NO </p>
<p>WA3c</p> <input type="checkbox"/>	<p>You may use a cane or walker if you need to. Do you think it would be safe to try this?</p> <p><input type="checkbox"/> YES  <input type="checkbox"/> NO </p>

 *Help SP into position:*

- *Stand slightly behind and to the side*
- *Hold stopwatch behind SP's back*
- *Check SP's feet position: both feet on start line*

When I want you to start, I will say "Ready, begin."

<p>YES </p>	<p>NO </p>
--	--

Ready, begin.

- *Start stopwatch when either of SP's feet moves*
- *Walk slightly behind and to the side of SP*
- *Stop timing when one of SP's feet completely crosses end line*



WALKING COURSE 1 — RESULTS

wa11wkaidused R11 WA4 WALKING AID USED COURSE 1 **WA4**

Aid used:

- 1. None
- 2. Cane
- 3. Walker or rollator
- 9. Other, specify:

wa11wlkc1rstl R11 WA5 WALKING COURSE 1 RESULT **WA5**

<input type="checkbox"/> 1. COMPLETED	<input type="checkbox"/> 2. ATTEMPTED	<input type="checkbox"/> 3. NOT ATTEMPTED
WA6		WA7
<p>Completion time:</p> <div style="display: flex; justify-content: space-around; align-items: center;"> <div style="border: 1px solid black; width: 40px; height: 40px; margin: 2px;"></div> <div style="border: 1px solid black; width: 40px; height: 40px; margin: 2px;"></div> <div style="border: 1px solid black; width: 40px; height: 40px; margin: 2px;"></div> <div style="border: 1px solid black; width: 40px; height: 40px; margin: 2px;"></div> </div> <div style="display: flex; justify-content: space-around; margin-top: 5px;"> <div style="background-color: #ccc; padding: 2px 5px; border-radius: 5px;">SECS</div> <div style="background-color: #ccc; padding: 2px 5px; border-radius: 5px;">1/100</div> </div> <div style="text-align: center; margin: 10px 0;"> </div> <p style="text-align: center;">WALKING COURSE 2 Next Page</p>	<p style="text-align: center; margin: 0;">GO TO CHAIR STANDS p.22</p>	<p>Reasons not attempted: <u>Mark all that apply</u></p> <ul style="list-style-type: none"> <input type="checkbox"/> 1. SP felt unsafe <input type="checkbox"/> 2. Proxy felt unsafe for SP <input type="checkbox"/> 3. You felt unsafe for SP/SP unsteady with support <input type="checkbox"/> 4. SP unable to understand directions <input type="checkbox"/> 5. No appropriate space <input type="checkbox"/> 9. Other, specify: <div style="border: 1px solid black; height: 80px; width: 100%; margin-top: 5px;"></div> <div style="text-align: center; margin-top: 10px;"> <p style="text-align: center; margin: 0;">GO TO CHAIR STANDS p.22</p> </div>

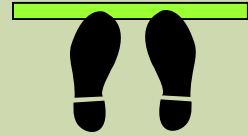
WALKING COURSE 2

➤ *Reset stopwatch to 0:00'00"00*

Now I want you to repeat the walk. Remember to walk at your usual pace, and go all the way past the tape at the other end of the course.

Help SP into position:

- *Stand slightly behind and to the side*
- *Hold stopwatch behind SP's back*
- *Check SP's feet position: both feet on start line*



When I want you to start, I will say "Ready, begin."

YES	NO
-----	----

Ready, begin.

- *Start stopwatch when either of SP's feet moves*
- *Walk slightly behind and to the side of SP*
- *Stop timing when one of SP's feet completely crosses end line*

wa11wlkc1secs R11 WA6A SECS HLD WALKNG COURSE1
 wa11wlk1hndr R11 WA6B HNRDS HLD WALKNG COURSE1
 wa11rsn11wkc R11 WA7 1 WLKCOURS1 SP FLT UNSAFE
 wa11rsn21wkc R11 WA7 2WLKCOURS1 PRXY FLT UNSAF
 wa11rsn31wkc R11 WA7 3WLKCOURS1 INTR FLT UNSF
 wa11rsn41wkc R11 WA7 4WLKCOURS1 SP UNABL2UNDST
 wa11rsn51wkc R11 WA7 5WLKCOURS1 NOT APPR SPACE
 wa11rsn91wkc R11 WA7 9WLKCOURS1 OTHER SPECIFY

WALKING COURSE 2 — RESULTS

wa11wkaidusc2 R11 WA8 WALKING AID USED COURSE 2 **WA8**

Aid used:

- 1. None
- 2. Cane
- 3. Walker or rollator
- 9. Other, specify:

wa11wlkc2rslt R11 WA9 WALKING COURSE 2 RESULT **WA9**

<input type="checkbox"/> 1. COMPLETED	<input type="checkbox"/> 2. ATTEMPTED	<input type="checkbox"/> 3. NOT ATTEMPTED
WA10		WA11
<p>Completion time:</p> <div style="display: flex; align-items: center; gap: 10px;"> <div style="border: 1px solid black; width: 30px; height: 30px; display: flex; align-items: center; justify-content: center;"> </div> <div style="border: 1px solid black; width: 30px; height: 30px; display: flex; align-items: center; justify-content: center;"> </div> <div style="border: 1px solid black; width: 30px; height: 30px; display: flex; align-items: center; justify-content: center;"> </div> <div style="border: 1px solid black; width: 30px; height: 30px; display: flex; align-items: center; justify-content: center;"> </div> </div> <div style="display: flex; justify-content: space-around; margin-top: 5px;"> <div style="background-color: #ccc; padding: 2px 5px; border-radius: 5px;">SECS</div> <div style="background-color: #ccc; padding: 2px 5px; border-radius: 5px;">1/100</div> </div> <div style="text-align: center; margin-top: 20px;"> <p>CHAIR STANDS Next Page</p> </div>	<p>CHAIR STANDS Next Page</p>	<p>Reasons not attempted: <u>Mark all that apply</u></p> <ul style="list-style-type: none"> <input type="checkbox"/> 1. SP felt unsafe <input type="checkbox"/> 2. Proxy felt unsafe for SP <input type="checkbox"/> 3. You felt unsafe for SP/SP unsteady with support <input type="checkbox"/> 4. SP unable to understand directions <input type="checkbox"/> 9. Other, specify: <div style="border: 1px solid black; height: 60px; width: 100%; margin-top: 5px;"></div> <div style="text-align: center; margin-top: 20px;"> <p>CHAIR STANDS Next Page</p> </div>



THIS PAGE INTENTIONALLY LEFT BLANK

wa11wkc2secs	R11 WA10A SECS HLD WALKNG COURSE2
wa11wlc2hndr	R11 WA10B HNRDS HLD WALKNG COURSE2
wa11rsn12wkc	R11 WA11 1 WKCOURS2 SP FLT UNSAFE
wa11rsn22wkc	R11 WA11 2WKCOURS2 PRXY FLT UNSAF
wa11rsn32wkc	R11 WA11 3WKCOURS2 INTR FLT UNSF
wa11rsn42wkc	R11 WA11 4WKCOURS2 SP UNABL2UNDST
wa11rsn92wkc	R11 WA11 9WKCOURS2 OTHER SPECIFY

CHAIR STANDS

Chair Stands Administration:

CH1

YES



NO

GO TO GRIP STRENGTH p.28

- Look for appropriate chair(s) for activity (hard back and preferably no arms), you may need to look in a hallway or nearby room
- An SP in a wheelchair can use it as a chair if SP can get up from it without help

Is there an appropriate chair available?

ch11chravail R11 CH2 APPROPRIATE CHAIR AVAIL

CH2

YES



NO

GO TO CH7 ☒ 3. Not attempted

- Place chair for SP with its back against a wall or other solid vertical surface
- Get out measuring tape
- When measuring chair height, ignore plush removable cushions, and always round down to nearest inch


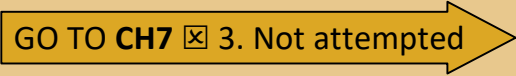


SINGLE CHAIR STAND

Next I'm going to ask you to stand up, keeping your arms folded across your chest. I want you to fold your arms across your chest and sit so that your feet are on the floor. Then, I'll ask you to stand up, keeping your arms folded across your chest.

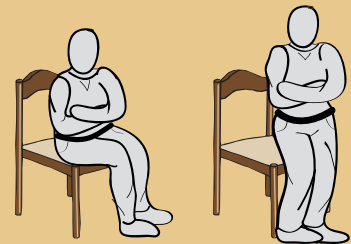
Demonstrate standing from a seated position with your arms folded across your chest

Do you think it would be safe to try this?


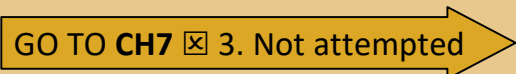
<input type="checkbox"/> YES 	<input type="checkbox"/> NO  GO TO CH7 ☒ 3. Not attempted
--	---

CH3

- Check SP's chair is secure against wall
- Stand in front of SP
- Check SP's position: sitting with arms folded over chest





Are you ready?

YES 	NO  GO TO CH7 ☒ 3. Not attempted
---	--

Stand.

ch11chstcompl R11 CH4 CHAIR STND COMPLETED TRY1

CH4

<input type="checkbox"/> NOT COMPLETED 	<input type="checkbox"/> COMPLETED  GO TO CH5 Record chair height
--	---

Let's try again, this time using your arms.

- Check SP's position: sitting

Are you ready?

- Confirm SP is ready

Stand.



SINGLE CHAIR STAND — RESULT

<div style="text-align: center; border: 1px solid black; width: 40px; margin: 0 auto; padding: 2px;">CH5</div> <p>Chair Height:</p> <div style="display: flex; align-items: center; justify-content: center;"> <div style="border: 1px solid black; width: 30px; height: 30px; margin-right: 5px;"></div> <div style="border: 1px solid black; width: 30px; height: 30px; margin-right: 5px;"></div> INCHES </div>	<div style="text-align: center; border: 1px solid black; width: 40px; margin: 0 auto; padding: 2px;">CH6</div> <p><input type="checkbox"/> WHEELCHAIR USED</p>	<p>ch11chairheit R11 CH5 CHAIR HEIGHT(INCHES) ch11whlchrusd R11 CH6 WHEELCHAIR USED</p>
---	--	--

<div style="text-align: center; border: 1px solid black; width: 40px; margin: 0 auto; padding: 2px;">CH7</div> <p>ch11sgchstres R11 CH7 SINGLE CHAIR STAND RESLT</p>		
<input type="checkbox"/> 1. COMPLETED	<input type="checkbox"/> 2. ATTEMPTED	<input type="checkbox"/> 3. NOT ATTEMPTED
<div style="text-align: center; border: 1px solid black; width: 40px; margin: 0 auto; padding: 2px;">CH8</div> <p>Arm Use:</p> <p><input type="checkbox"/> 1. With arms</p> <p><input type="checkbox"/> 2. Without arms</p> <div style="text-align: center; margin: 10px 0;"> <p>REPEATED CHAIR STANDS Next Page</p> </div>	<div style="text-align: center; border: 1px solid black; width: 40px; margin: 0 auto; padding: 2px;">CH9</div> <p style="text-align: center; background-color: #f0e68c; padding: 5px; margin-bottom: 10px;">GO TO GRIP STRENGTH p.28</p> <p style="text-align: center; background-color: #f0e68c; padding: 5px; margin-bottom: 10px;">GO TO GRIP STRENGTH p.28</p>	<p>Reasons not attempted: <u>Mark all that apply</u></p> <p><input type="checkbox"/> 1. SP felt unsafe</p> <p><input type="checkbox"/> 2. Proxy felt unsafe for SP</p> <p><input type="checkbox"/> 3. You felt unsafe for SP/SP unsteady with support</p> <p><input type="checkbox"/> 4. SP unable to understand directions</p> <p><input type="checkbox"/> 5. No appropriate chair</p> <p><input type="checkbox"/> 9. Other, specify:</p> <div style="border: 1px solid black; height: 60px; width: 100%; margin-top: 5px;"></div> <div style="text-align: center; margin-top: 20px;"> <p style="background-color: #f0e68c; padding: 5px; display: inline-block;">GO TO GRIP STRENGTH p.28</p> </div>

- ch11armuse R11 CH8 CHAIR STAND ARM USE
- ch11rsn1chs R11 CH9 1CH STAND1 SP FLT UNSAFE
- ch11rsn2chs R11 CH9 2CH STAND1 PRXY FLT UNSAF
- ch11rsn3chs R11 CH9 3CH STAND1 INTR FLT UNSF
- ch11rsn4chs R11 CH9 4CH STAND1 SP UNABL2UNDST
- ch11rsn5chs R11 CH9 5CH STAND1 NOT APPR CHAIR
- ch11rsn9chs R11 CH9 9CH STAND1 OTHER SPECIFY

Chair Stands

REPEATED CHAIR STANDS

Now, I'm going to ask you to do the same movement, but this time as **QUICKLY** as you can 5 times without stopping in between. After standing up each time, sit back down and then stand up again. Remember to keep your arms folded across your chest. I will count out loud as you stand "1, 2, 3, 4, 5" and time you with a stopwatch.

➤ *Demonstrate standing from a seated position with your arms folded across your chest*

Do you think it would be safe to try this?

CH10

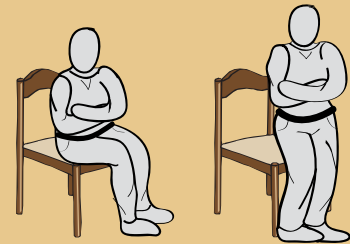
YES



NO

GO TO CH12 ☒ 3. Not attempted

- *Stand in front of SP*
- *Reset stopwatch to 0:00'00"00.*
- *Check SP's position: sitting with arms folded over chest*



Are you ready?

YES



NO

GO TO CH12 ☒ 3. Not attempted

Stand.

- *Start stopwatch*
- *Count the number of stands out loud (1, 2, 3, 4, 5) each time SP rises*

➤ *Stop timing when SP has stood up the 5th time*

GO TO CH12 ☒ 1. Completed

➤ *Stop timing if: SP uses his/her arms, has not completed 5 stands in 1 minute, or you become concerned for SP's safety*

GO TO CH12 ☒ 2. Attempted

If SP becomes tired, short of breath, or stops before completing 5 stands, ask:

Can you continue?

CH11

YES



NO

GO TO CH12 ☒ 2. Attempted




➤ *Continue counting & timing*



REPEATED CHAIR STANDS — RESULTS

ch11chstrslt R11 CH12 REPEAT CHAIR STAND RSLTS

CH12

<input type="checkbox"/> 1. COMPLETED	<input type="checkbox"/> 2. ATTEMPTED	<input type="checkbox"/> 3. NOT ATTEMPTED				
<p>CH13</p> <p>Completion time:</p> <table border="1"> <tr> <td style="width: 20px; height: 20px;"></td> <td style="width: 20px; height: 20px;"></td> <td style="width: 20px; height: 20px;"></td> <td style="width: 20px; height: 20px;"></td> </tr> </table> <p>SECS 1/100</p> <p></p> <p>GRIP STRENGTH Next Page</p>					<p>CH14</p> <p># of stands completed:</p> <p><input type="checkbox"/> 1 <input type="checkbox"/> 2 <input type="checkbox"/> 3 <input type="checkbox"/> 4</p> <p>CH15</p> <p>Reasons not completed: <u>Mark all that apply</u></p> <p><input type="checkbox"/> 1. SP became tired or short of breath</p> <p><input type="checkbox"/> 2. SP used SP's arms</p> <p><input type="checkbox"/> 3. All stands not completed in 1 min</p> <p><input type="checkbox"/> 4. You were concerned for SP's safety</p> <p><input type="checkbox"/> 5. SP stopped and was unable to continue</p> <p><input type="checkbox"/> 9. Other, specify:</p> <div style="border: 1px solid black; height: 40px; width: 100%;"></div> <p></p> <p>GRIP STRENGTH Next Page</p>	<p>CH16</p> <p>Reasons not attempted: <u>Mark all that apply</u></p> <p><input type="checkbox"/> 1. SP felt unsafe</p> <p><input type="checkbox"/> 2. Proxy felt unsafe for SP</p> <p><input type="checkbox"/> 3. You felt unsafe for SP/SP unsteady with support</p> <p><input type="checkbox"/> 4. SP unable to understand directions</p> <p><input type="checkbox"/> 9. Other, specify:</p> <div style="border: 1px solid black; height: 40px; width: 100%;"></div> <p></p> <p>GRIP STRENGTH Next Page</p>

Chair Stands

- | | | | |
|---------------|-----------------------------------|---------------|-----------------------------------|
| ch11chstndsec | R11 CH13A TIME REPEAT CH STD SECS | ch11chstntdn5 | R11 CH15 5 CH STD SP STOPPED |
| ch11chstdhndr | R11 CH13B TIME RPEAT CH STD HNRDS | ch11chstntdn9 | R11 CH15 9 CH STD OTHERSPECIFY |
| ch11chstddone | R11 CH14 NUMBER CHAIR STANDS DONE | ch11chstntat1 | R11 CH16 1 NO CH ST SP UNSAFE |
| ch11chstntdn1 | R11 CH15 1 CH STD SP TIRED | ch11chstntat2 | R11 CH16 2 NO CH ST PRXY UNSAFE |
| ch11chstntdn2 | R11 CH15 2 CH STD SP USED ARMS | ch11chstntat3 | R11 CH16 3 NO CH ST INTV UNSAFE |
| ch11chstntdn3 | R11 CH15 3 CH STD OVER 1 MIN | ch11chstntat4 | R11 CH16 4 NO CH ST SP UNAB2UNDST |
| ch11chstntdn4 | R11 CH15 4 CH STD CNCRN SP SAFETY | ch11chstntat9 | R11 CH16 9 NO CH ST OTHER SPEC |



THIS PAGE INTENTIONALLY LEFT BLANK

GRIP STRENGTH

Grip Strength Administration:

GR1

YES RIGHT



YES LEFT

NO

GO TO WAIST CIRCUMFERENCE p.34

- Remove the dynamometer from its case. If the display shows no numbers, press **ON/OFF** to turn on
- As marked in grip strength administration box, set "L" for left hand, or "R" for right hand. Press **SELECT TEST** until the correct letter appears
- Set the number of trials to 1. If needed, press **# OF TRIALS** until 1 appears
- Wipe dynamometer handle with an antibacterial cloth

- Make sure readings are displaying in KG
- If SP has a very large hand, you can adjust the grip position to 3
- If no numbers appear on the dynamometer display when you turn it on, check that the batteries are connected properly, and replace them if necessary




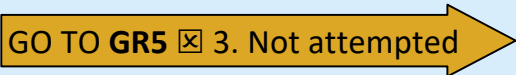
GRIP STRENGTH 1

Next, I'm going to ask you to try to squeeze this handle using your (right/left) hand.

➤ *Demonstrate grip position while sitting with your arm in an L shape, and the dynamometer or forearm resting on a stable surface*

First, bend your elbow with your arm against your side. Then grab the two pieces of metal together like this and squeeze as hard as you can. The metal will not move, but the display will give me a measure of your grip. I will ask you to do this 2 times with the same hand. If you feel any pain or discomfort, tell me, and we will stop.

Do you think it would be safe to try this?



		GR2
<input type="checkbox"/> YES 	<input type="checkbox"/> NO 	GO TO GR5 ☒ 3. Not attempted

➤ *Press the "TEST" button and then hand dynamometer to SP*

Please get in position, but don't squeeze until I say "begin." Hold the handle while you bend your elbow with your arm against your side.

➤ *Check SP's position: sitting with arm in L shape*

Are you ready?

YES 	NO 	GO TO GR3 ☒ Hand tested
---	---	-------------------------

Begin.

When SP begins squeezing, say:

Squeeze, squeeze, squeeze!

When the numbers on the display stop changing, say:

Stop.

GRIP STRENGTH 1 — RESULTS

	GR3		GR4	
Hand tested: <input type="checkbox"/> RIGHT <input type="checkbox"/> LEFT		<input type="checkbox"/> GRIP POSITION SET TO 3		<small>gr11handstd1 R11 GR3 GRIP1 TEST WHICH HAND</small> <small>gr11adjgr1ps3 R11 GR4 GRIP1POSITION ADJUST TO 3</small>

<small>gr11grp1reslt R11 GR GRIP STRENGTH 1 RESULT</small>			GR5
<input type="checkbox"/> 1. COMPLETED	<input type="checkbox"/> 2. ATTEMPTED	<input type="checkbox"/> 3. NOT ATTEMPTED	
GR6			GR7
Display reading: <div style="display: flex; align-items: center; gap: 10px;"> <div style="border: 1px solid black; width: 30px; height: 30px;"></div> <div style="border: 1px solid black; width: 30px; height: 30px;"></div> <div style="font-size: 20px;">.</div> <div style="border: 1px solid black; width: 30px; height: 30px;"></div> KG </div> <div style="text-align: center;"> <p>GRIP STRENGTH 2 Next Page</p> </div>	<div style="border: 2px solid orange; padding: 5px; display: inline-block;"> GO TO WAIST CIRCUMFERENCE p.34 </div>	Reasons not attempted: Mark all that apply <ul style="list-style-type: none"> <input type="checkbox"/> 1. SP felt unsafe <input type="checkbox"/> 2. Proxy felt unsafe for SP <input type="checkbox"/> 3. You felt unsafe for SP/SP unsteady with support <input type="checkbox"/> 4. SP unable to understand directions <input type="checkbox"/> 9. Other, specify: <div style="border: 1px solid black; height: 60px; width: 100%;"></div> <div style="text-align: center; margin-top: 20px;"> <div style="border: 2px solid orange; padding: 5px; display: inline-block;"> GO TO WAIST CIRCUMFERENCE p.34 </div> </div>	

Grip Strength

- gr11grp1rdng R11 GR6 GRP1 DISPLAY READING
- gr11grp1noat1 R11 GR7 1 SP FELT UNSAFE
- gr11grp1noat2 R11 GR7 2 PROXY FELT UNSAFE
- gr11grp1noat3 R11 GR7 3 INTERVIEWR FELT UNSAFE
- gr11grp1noat4 R11 GR7 4 SP UNABLE 2 UNDERSTAND
- gr11grp1noat9 R11 GR7 9 OTHER SPECIFY


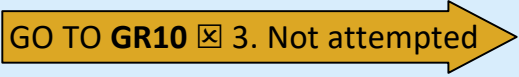
GRIP STRENGTH 2

- Press the "RESET" button to set display back to 0.0
- Press the "TEST" button and then hand dynamometer to SP

Now let's try a second time. Remember to hold the handle while you bend your elbow and with your arm against your side, but don't squeeze until I say "begin."

- Check SP's position: sitting with arm in L shape

Are you ready?

YES 	NO 
---	---

Begin.

When SP begins squeezing, say:




Squeeze, squeeze, squeeze!

When the numbers on the display stop changing, say:

Stop.

GRIP STRENGTH 2 — RESULTS

	GR8	GR9
Hand tested: <input type="checkbox"/> RIGHT <input type="checkbox"/> LEFT	<input type="checkbox"/> GRIP POSITION SET TO 3	gr11handstd2 R11 GR8 GRIP2 TEST WHICH HAND gr11adjgr2ps3 R11 GR9 GRIP2POSITION ADJUST TO 3

gr11grp2reslt R11 GR10GRIP STRENGTH 2 RESULT			GR10
<input type="checkbox"/> 1. COMPLETED	<input type="checkbox"/> 2. ATTEMPTED	<input type="checkbox"/> 3. NOT ATTEMPTED	
GR11			GR12
Display reading: <input style="width: 30px; height: 20px;" type="text"/> <input style="width: 30px; height: 20px;" type="text"/> <input style="width: 30px; height: 20px;" type="text"/> KG	 WAIST CIRCUMFERENCE Next Page	Reasons not attempted: <u>Mark all that apply</u>	
 WAIST CIRCUMFERENCE Next Page		<input type="checkbox"/> 1. SP felt unsafe <input type="checkbox"/> 2. Proxy felt unsafe for SP <input type="checkbox"/> 3. You felt unsafe for SP/SP unsteady with support <input type="checkbox"/> 4. SP unable to understand directions <input type="checkbox"/> 9. Other, specify: <div style="border: 1px solid black; height: 60px; width: 100%;"></div>	
		 WAIST CIRCUMFERENCE Next Page	

Grip Strength

- gr11grp2rdng R11 GR11GRP2 DISPLAY READING
- gr11grp2noat1 R11 GR12 1 SP FELT UNSAFE
- gr11grp2noat2 R11 GR12 2 PROXY FELT UNSAFE
- gr11grp2noat3 R11 GR12 3 INTERVIEWR FELT UNSAFE
- gr11grp2noat4 R11 GR12 4 SP UNABLE 2 UNDERSTAND
- gr11grp2noat9 R11 GR12 9 OTHER SPECIFY



THIS PAGE INTENTIONALLY LEFT BLANK

WAIST CIRCUMFERENCE

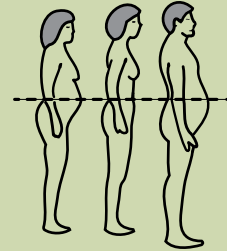
- *Wipe down flexible measuring tape with antibacterial cloth.*
- *Determine position for SP to perform activity:*
 - *If SP can stand unassisted, perform activity with SP **standing up***
 - *If SP cannot stand or has difficulty, perform activity with SP **sitting***
 - *If SP cannot sit unassisted, perform activity with SP **lying down***
- *When administering activity, check that measuring tape:*
 - *Is horizontal all the way around SP's waist*
 - *Is lined up with SP's navel*
 - *Is snug but not tight*
 - *Has large numbers facing out*
 - *Has end that starts with 1" overlapping end with higher numbers*

WAIST CIRCUMFERENCE

Next I'm going to measure your waist circumference. While standing up, I will ask you to place this soft measuring tape around your waist, over your clothing, holding it securely at the level of your navel or belly button.

► *Demonstrate wrapping measuring tape around navel*

Once the tape measure is in place, I will ask you to take a normal breath and exhale, holding your breath at the end of the exhale. I will then record the measurement.



Do you think it would be safe to try this?

WC1	
<input type="checkbox"/> YES	<input type="checkbox"/> NO GO TO WC3 <input checked="" type="checkbox"/> 3. Not attempted

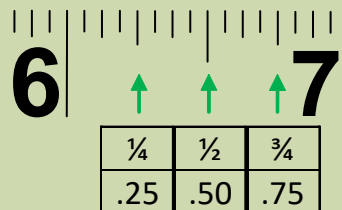
Please point to your navel. Now take this measuring tape and place it around your waist at the level of your navel.

► *If SP cannot wrap measuring tape around waist by self, have SP hold one end at navel while you bring around other end, then hand to SP.*

Please take a normal breath and exhale, holding your breath at the end of the exhale.

► *Record measurement on the tape to the **nearest 1/4 inch** after SP exhales*

You can stop now.



WAIST CIRCUMFERENCE — RESULTS

WC2

Measurement difficulties (mark all that apply):

- 1. None
- 2. SP had breathing difficulties
- 3. SP unable to hold breath at end of exhale
- 4. SP gave less than full effort due to illness, pain, or other symptoms or discomfort
- 5. SP gave less than full effort for non-health reason
- 6. SP had difficulty or unable to locate navel
- 9. Other, specify:

WC3

1. COMPLETED

2. ATTEMPTED

3. NOT ATTEMPTED

WC4

WC8

Tape measure reading:

		.			INCHES
--	--	---	--	--	--------

WC5

Bulky clothing worn

WC6

Measured by:

1. You 2. SP

WC7

Activity position:

- 1. Standing
- 2. Sitting
- 3. Lying down

Reasons not attempted:

Mark all that apply

- 1. SP felt unsafe
- 2. Proxy felt unsafe for SP
- 3. You felt unsafe for SP/SP unsteady with support
- 4. SP unable to understand directions
- 5. SP Refused
- 9. Other, specify:

Waist Circumference



THIS PAGE INTENTIONALLY LEFT BLANK

wc11measdiff1 R11 WC2 1 MEAS DIFF NONE
wc11measdiff2 R11 WC2 2 MEAS DIFF DIFF BREATH
wc11measdiff3 R11 WC2 3 MEAS DIFF NOHOLD BREATH
wc11measdiff4 R11 WC2 4 MEAS DIFF EFFORT PAIN
wc11measdiff5 R11 WC2 5 MEAS DIFF EFFORT OTHER
wc11measdiff6 R11 WC2 6 MEAS DIFF LOCATE NAVEL
wc11measdiff9 R11 WC2 9 MEAS DIFF OTHER SPECIFY
wc11waistrslt R11 WC3 WAIST CIRCUMFRNC RESULTS
wc11wstmsrinc R11 WC4A WAIST MEASURE INCHES
wc11wstmsrqrt R11 WC4B WAIST MEASURE QTR INCHES
wc11wstbulkcl R11 WC5 BULKY CLOTHING WORN
wc11whomeasur R11 WC6 WHO MEASURED
wc11wstpostn R11 WC7 POSITION 4 WAIST MEASURE
wc11wstnotat1 R11 WC8 1 NO WC SP FELT UNSAFE
wc11wstnotat2 R11 WC8 2 NO WC PROXY UNSAFE
wc11wstnotat3 R11 WC8 3 NO WC INTERVIEWR UNSAFE
wc11wstnotat4 R11 WC8 4 NO WC SP UNABLE2UNDRSTD
wc11wstnotat5 R11 WC8 5 NO WC SP REFUSED
wc11wstnotat9 R11 WC8 9 NO WC OTHER SPECIFY

CLOSING

Record end time:

		:			<input type="checkbox"/> AM <input type="checkbox"/> PM
HRS			MINS		

Put away all equipment:

- Remove SP mouthpiece from peak flow meter and put in trash bag
- Place peak flow meter and dynamometer in proper cases
- Remove all tape from floor
- Gather up all trash, put in bag
- Put all equipment in NHATS tote bag
- Return any borrowed chairs to original area
- Rearrange any moved furniture to original position

Closing



GO TO CAPI

<p>c11endtimhrs R11 CL1 HRS END TIME HOURS</p> <p>c11endtimmin R11 CL1 MINS END TIME MINUTES</p> <p>c11endtmampm R11 CL1 AMPM END TIME AM OR PM</p> <p>r11dnhatsspb R11 D NHATS SPPB SCORE</p> <p>r11dnhatsbasc R11 D NHATS BALANCE SCORE</p> <p>r11dnhatswksc R11 D NHATS WALK SCORE</p> <p>r11dnhatschsc R11 D NHATS REPEAT CHAIR SCORE</p> <p>r11dnhatsgrav R11 D NHATS AVG GRIP SCORE</p> <p>r11dnhatssgrb R11 D NHATS BEST GRIP SCORE</p> <p>r11dspbmiss R11 D REASON MISSING SPPB</p> <p>r11dorigspb R11 D ORIGINAL SPPB SCORE</p>	<p>r11dorigbasc R11 D ORIGINAL BALANCE SCORE</p> <p>r11dorigwksc R11 D ORIGINAL WALK SCORE</p> <p>r11dorigchsc R11 D ORIGINAL REPEAT CHAIR SCORE</p> <p>ba11dblssadm R11 D BALANCE SIDE BY SIDE ADMIN</p> <p>ba11dblstadm R11 D BALANCE SEMI TANDEM ADMIN</p> <p>ba11dblftadm R11 D BALANCE FULL TANDEM ADMIN</p> <p>ba11dblopadm R11 D BALANCE 1 LEG OP EYE ADMIN</p> <p>ba11dblcladm R11 D BALANCE 1 LEG CLS EYE ADMIN</p> <p>wa11dwlkadm R11 D WALKING COURSE ADMIN</p> <p>ch11dschradm R11 D SINGLE CHAIR ADMIN</p> <p>ch11drchradm R11 D REPEAT CHAIR ADMIN</p> <p>gr11dgripadm R11 D GRIP STRENGTH ADMIN</p>
--	--



NHATS Round 11

Section VH [VISION & HEARING]

Sequence: 42

VH1PRE

VH1PRE

NOT ON FILE

QUESTION TEXT:

Next, we have some vision and hearing activities.

PRESS 1 AND ENTER TO CONTINUE

PROGRAMMER INSTRUCTIONS:

Set VISIONBEGTIME (HH:MM) = System time.

VH3

VH3

NOT ON FILE

QUESTION TEXT:

GET OUT VISION AND HEARING BOOKLET AND REFER TO INSTRUCTION TEXT

PRESS 1 AND ENTER TO CONTINUE

VH4

vh11vision

R11 VH4 VISION ACTIVITY ATTEMPTED

DISPLAY INSTRUCTIONS:

Display “VISION” in bold underlined text.

QUESTION TEXT:

INDICATE WHETHER ANY VISION ACTIVITY WAS ATTEMPTED

CODES

- | | |
|---|---------------|
| 1 | ATTEMPTED |
| 2 | NOT ATTEMPTED |

PROGRAMMER INSTRUCTIONS:

If VH4 = 1 (ATTEMPTED), set VICOLLECT flag = 1 (YES).
Set HEARBEGTIME (HH:MM) = System time.

VH5

VH5

NOT ON FILE

DISPLAY INSTRUCTIONS:

Display SP HearID in question text.

QUESTION TEXT:

ENTER THE INFORMATION BELOW AT THE HEARING INPUT SCREEN:

Patient First Name: {HearID}

Patient Last Name: {HearID}

RETURN TO CAPI WHEN INSTRUCTED IN VISION AND HEARING BOOKLET AND PRESS 1 AND ENTER TO CONTINUE

VH9

vh11hearing

R11 VH9 HEARING ACTIVITY ATTEMPTED

DISPLAY INSTRUCTIONS:

Display “HEARING” in bold underlined text.

QUESTION TEXT:

INDICATE WHETHER HEARING ACTIVITY WAS ATTEMPTED

CODES

- 1 Attempted
- 2 Not Attempted

PROGRAMMER INSTRUCTIONS:

If VH9 = 1 (ATTEMPTED), set HRCOLLECT flag = 1 (YES).

VH11

VH11

NOT ON FILE

QUESTION TEXT:

REMEMBER TO AFFIX SP ID LABEL AND WRITE YOUR INTERVIEWER ID AND DATE ON VISION AND HEARING BOOKLET COVER

PRESS 1 AND ENTER TO CONTINUE

PROGRAMMER INSTRUCTIONS:

Set VHCOLLECTDATE (MM-DD-YYYY) = TODAY's date the first time that VH11 is answered.

Set VHCOLLECTTIME (HH:MM) = System time the first time that VH11 is answered.

Go to Section CB – Cognitive Battery.

Once NHATS Interview Task status = 20 (COMPLETE), or (the NHATS interview task status = 12 (STARTED) and VH11 = 1), or LIP Interview Task status = 20 (COMPLETE), or (NHATS LIP interview task status = 12 (STARTED) and VH11 = 1), IMS will pull the following variables:

- VICOLLECT flag
 - HRCOLLECT flag
 - VHCOLLECTDATE
 - VISIONBEGTIME
 - HEARBEGTIME
 - VHCOLLECTTIME
-

Affix SP ID Label

Date: / / 2 0
m m d d y y y y

Interviewer ID: N H A T

National Health and Aging Trends Study



Vision and Hearing Activities Booklet



Materials:

- Tablet
- Portable table
- Small tablet stand
- Cloth screen wipe
- Measuring tape
- Headphones
- Audio wipes
- Regular tissues
- Green masking tape

Tablet Preparation:

- Turn on tablet
- Confirm tablet:
 - Fully charged
 - Wi-Fi turned off
 - Brightness set to halfway

Vision Activity

For this first activity, we will ask you to read letters from across the room. If you normally wear glasses or contacts for distance you should wear them now.

This activity will take me just a moment to set up.

- *Seat SP in chair with at least 5 feet of space in front*
- *Measure approximately 5 feet (59 inches) on the floor from middle of SP chair; mark with tape*
- *Set up table and place over 5 foot mark in front of SP*
- *Take out tablet, wipe screen*
- *Launch Vision ebook*
- *Navigate to **5 Letters at Distance** cover page*
- *Place tablet on stand on table at SP's eye level, adjust as necessary for 5 foot distance*
- *Check for glare on tablet screen, adjust lighting as necessary*

5 Letters at Distance

Let's get started. I am going to show you some letters. Please read the letters out loud, from left to right. If you are not sure, it's okay to guess. Ready?

- *Swipe to screen A1*
- *Record number CORRECT for each screen:*
 - *If 3 or more correct, swipe to next screen*
 - *If 0-2 correct, say **Thank you. We can stop here.***

5 Letters at Distance

VB1

Mark correct responses only

vb11resulta1-12 R11 VB1 5 LETTERS DISTANCE VISION SCREEN A1-12 RESULT

**Record
Number
Correct**

Screen A1	V	F	N	U	Z	<input type="text"/>	If 0-2, go to VB2
	<input type="text"/>	<input type="text"/>	<input type="text"/>	<input type="text"/>	<input type="text"/>		
Screen A2	H	D	R	P	F	<input type="text"/>	If 0-2, go to VB2
	<input type="text"/>	<input type="text"/>	<input type="text"/>	<input type="text"/>	<input type="text"/>		
Screen A3	U	P	F	R	N	<input type="text"/>	If 0-2, go to VB2
	<input type="text"/>	<input type="text"/>	<input type="text"/>	<input type="text"/>	<input type="text"/>		
Screen A4	D	F	H	N	R	<input type="text"/>	If 0-2, go to VB2
	<input type="text"/>	<input type="text"/>	<input type="text"/>	<input type="text"/>	<input type="text"/>		
Screen A5	Z	H	D	P	F	<input type="text"/>	If 0-2, go to VB2
	<input type="text"/>	<input type="text"/>	<input type="text"/>	<input type="text"/>	<input type="text"/>		
Screen A6	D	V	R	N	U	<input type="text"/>	If 0-2, go to VB2
	<input type="text"/>	<input type="text"/>	<input type="text"/>	<input type="text"/>	<input type="text"/>		
Screen A7	R	D	H	E	U	<input type="text"/>	If 0-2, go to VB2
	<input type="text"/>	<input type="text"/>	<input type="text"/>	<input type="text"/>	<input type="text"/>		
Screen A8	H	V	N	E	D	<input type="text"/>	If 0-2, go to VB2
	<input type="text"/>	<input type="text"/>	<input type="text"/>	<input type="text"/>	<input type="text"/>		
Screen A9	Z	H	F	E	D	<input type="text"/>	If 0-2, go to VB2
	<input type="text"/>	<input type="text"/>	<input type="text"/>	<input type="text"/>	<input type="text"/>		
Screen A10	R	N	D	P	Z	<input type="text"/>	If 0-2, go to VB2
	<input type="text"/>	<input type="text"/>	<input type="text"/>	<input type="text"/>	<input type="text"/>		
Screen A11	N	V	D	Z	P	<input type="text"/>	If 0-2, go to VB2
	<input type="text"/>	<input type="text"/>	<input type="text"/>	<input type="text"/>	<input type="text"/>		
Screen A12	D	Z	V	E	N	<input type="text"/>	If 0-2, go to VB2
	<input type="text"/>	<input type="text"/>	<input type="text"/>	<input type="text"/>	<input type="text"/>		



5 Letters at Distance

Mark activity result

VB2

1. ATTEMPTED
 2. NOT ATTEMPTED

GO TO VB4. Reasons not attempted

vb115ldistance R11 VB2 5 LETTERS DISTANCE VISION ACTIVITY ATTEMPTED

Vision Aids

Observe, ask, or confirm if glasses, contacts, or other vision aid used for this activity. Mark each item.

VB3

	Yes	No
Glasses	<input type="checkbox"/>	<input type="checkbox"/>
Contacts	<input type="checkbox"/>	<input type="checkbox"/>
Other vision aid	<input type="checkbox"/>	<input type="checkbox"/>

GO TO 2 Letters at Distance

vb115lgllasses R11 VB3A GLASSES USED FOR 5 LETTERS DISTANCE ACTIVITY
 vb115lcontacts R11 VB3B CONTACTS USED FOR 5 LETTERS DISTANCE ACTIVITY
 vb115lothvisaid R11 VB3C OTH VISION AID USED FOR 5 LETTERS DISTANCE ACTIV

Reasons not attempted

Mark all that apply

VB4

- SP unable to understand directions
 SP refused
 Proxy refused
 SP not present
 SP too ill
 SP language barrier
 Other (Specify):
- | | |
|----------------|---|
| vb115lvisrsn1 | R11 VB4 NO 5 LETTERS DISTANCE SP UNABLE TO UNDERSTAND |
| vb115lvisrsn2 | R11 VB4 NO 5 LETTERS DISTANCE SP REFUSED |
| vb115lvisrsn3 | R11 VB4 NO 5 LETTERS DISTANCE PROXY REFUSED |
| vb115lvisrsn4 | R11 VB4 NO 5 LETTERS DISTANCE SP TOO ILL |
| vb115lvisrsn5 | R11 VB4 NO 5 LETTERS DISTANCE SP LANGUAGE BARRIER |
| vb115lvisrsn6 | R11 VB4 NO 5 LETTERS DISTANCE SP NOT PRESENT |
| vb115lvisrsn91 | R11 VB4 NO 5 LETTERS DISTANCE OTHER SPECIFY |

2 Letters at Distance

➤ *Swipe to cover screen for 2 Letters at Distance*

Again, I will show you some letters. Please read the letters out loud, from left to right. If you are not sure, it's okay to guess. Ready?

- *Swipe to screen B1*
- *Record number CORRECT for each screen:*
- *If 1 or 2 correct, swipe to next screen*
 - *If 0 correct, say **Thank you. We can stop here.***

vb11resultb1-16 R11 VB5 2 LETTERS DISTANCE VISION SCREEN B1-16 RESULT				VB5
Screen	Letter 1	Letter 2	Record Number Correct	Record Number Correct
Screen B1	Z	N	<input type="text"/>	If 0, go to VB6
	<input type="text"/>	<input type="text"/>		
Screen B2	E	V	<input type="text"/>	If 0, go to VB6
	<input type="text"/>	<input type="text"/>		
Screen B3	P	N	<input type="text"/>	If 0, go to VB6
	<input type="text"/>	<input type="text"/>		
Screen B4	H	R	<input type="text"/>	If 0, go to VB6
	<input type="text"/>	<input type="text"/>		
Screen B5	Z	D	<input type="text"/>	If 0, go to VB6
	<input type="text"/>	<input type="text"/>		
Screen B6	U	F	<input type="text"/>	If 0, go to VB6
	<input type="text"/>	<input type="text"/>		
Screen B7	R	P	<input type="text"/>	If 0, go to VB6
	<input type="text"/>	<input type="text"/>		
Screen B8	E	Z	<input type="text"/>	If 0, go to VB6
	<input type="text"/>	<input type="text"/>		
Screen B9	N	V	<input type="text"/>	If 0, go to VB6
	<input type="text"/>	<input type="text"/>		
Screen B10	D	H	<input type="text"/>	If 0, go to VB6
	<input type="text"/>	<input type="text"/>		
Screen B11	U	F	<input type="text"/>	If 0, go to VB6
	<input type="text"/>	<input type="text"/>		
Screen B12	H	N	<input type="text"/>	If 0, go to VB6
	<input type="text"/>	<input type="text"/>		
Screen B13	V	R	<input type="text"/>	If 0, go to VB6
	<input type="text"/>	<input type="text"/>		
Screen B14	U	D	<input type="text"/>	If 0, go to VB6
	<input type="text"/>	<input type="text"/>		
Screen B15	E	F	<input type="text"/>	If 0, go to VB6
	<input type="text"/>	<input type="text"/>		
Screen B16	Z	P	<input type="text"/>	If 0, go to VB6
	<input type="text"/>	<input type="text"/>		



2 Letters at Distance

Indicate activity result

VB6

1. ATTEMPTED
 2. NOT ATTEMPTED

GO TO VB8. Reasons not attempted

vb112ldistance R11 VB6 2 LETTERS DISTANCE VISION ACTIVITY ATTEMPTED

Vision Aids

Observe, ask, or confirm if glasses, contacts, or other vision aid used for this activity. Mark each item.

VB7

	Yes	No
Glasses	<input type="checkbox"/>	<input type="checkbox"/>
Contacts	<input type="checkbox"/>	<input type="checkbox"/>
Other vision aid	<input type="checkbox"/>	<input type="checkbox"/>

GO TO 5 Letters at Reading Distance

vb112lglasses R11 VB7A GLASSES USED FOR 2 LETTERS DISTANCE ACTIVITY
 vb112lcontacts R11 VB7B CONTACTS USED FOR 2 LETTERS DISTANCE ACTIVITY
 vb112lothvisaid R11 VB7C OTH VISION AID USED FOR 2 LETTERS DISTANCE ACTIVITY

Reasons not attempted

Mark all that apply

VB8

- SP unable to understand directions
 SP refused
 Proxy refused
 SP not present
 SP too ill
 SP language barrier
 Other (Specify):
- | | |
|----------------|---|
| vb112lvisrsn1 | R11 VB8 NO 2 LETTERS DISTANCE SP UNABLE TO UNDERSTAND |
| vb112lvisrsn2 | R11 VB8 NO 2 LETTERS DISTANCE SP REFUSED |
| vb112lvisrsn3 | R11 VB8 NO 2 LETTERS DISTANCE PROXY REFUSED |
| vb112lvisrsn4 | R11 VB8 NO 2 LETTERS DISTANCE SP TOO ILL |
| vb112lvisrsn5 | R11 VB8 NO 2 LETTERS DISTANCE SP LANGUAGE BARRIER |
| vb112lvisrsn6 | R11 VB8 NO 2 LETTERS DISTANCE SP NOT PRESENT |
| vb112lvisrsn91 | R11 VB8 NO 2 LETTERS DISTANCE OTHER SPECIFY |

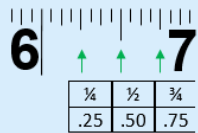
5 Letters at Reading Distance

For the next activity, I will ask you to read from the tablet as if it were a book. If you normally wear glasses or contacts to read, you should wear them now.

- *Swipe to cover screen for 5 Letters at Reading Distance*
- *Hand SP the tablet.*

Please hold this tablet at a comfortable reading distance. First, I need to measure your reading distance. Once I've measured, please try to keep the tablet at this distance. That is, try not to move it closer or further away.

- *Measure distance between tablet screen and SP's eyes*
- *Record distance to nearest 1/4 inch*



Reading Distance

inches

VB9

vb11readdist

R11 VB9 READING DISTANCE INCHES

Read each letter out loud from left to right. If you are not sure, it's okay to guess. I will tell you when to go to the next screen.

- *Position yourself beside SP to view tablet screen*
- *If SP needs assistance swiping, help as needed*

- *Record number CORRECT for each screen:*
 - *If 3 or more correct, swipe to next screen*
 - *If 0-2 correct, say **Thanks. Those are all the vision activities we have today.***

5 Letters at Reading Distance

Mark correct responses only

vb11resultc1-12 R11 VB10 5 LETTERS READING VISION SCREEN C1-12 RESULT

**Record
Number
Correct**

VB10

Screen C1	e	a	s	u	n	<input type="text"/>	If 0-2, go to VB11
	<input type="text"/>	<input type="text"/>	<input type="text"/>	<input type="text"/>	<input type="text"/>		
Screen C2	x	u	s	e	o	<input type="text"/>	If 0-2, go to VB11
	<input type="text"/>	<input type="text"/>	<input type="text"/>	<input type="text"/>	<input type="text"/>		
Screen C3	r	s	a	x	e	<input type="text"/>	If 0-2, go to VB11
	<input type="text"/>	<input type="text"/>	<input type="text"/>	<input type="text"/>	<input type="text"/>		
Screen C4	s	x	a	n	r	<input type="text"/>	If 0-2, go to VB11
	<input type="text"/>	<input type="text"/>	<input type="text"/>	<input type="text"/>	<input type="text"/>		
Screen C5	n	e	o	u	o	<input type="text"/>	If 0-2, go to VB11
	<input type="text"/>	<input type="text"/>	<input type="text"/>	<input type="text"/>	<input type="text"/>		
Screen C6	n	e	n	a	x	<input type="text"/>	If 0-2, go to VB11
	<input type="text"/>	<input type="text"/>	<input type="text"/>	<input type="text"/>	<input type="text"/>		
Screen C7	u	x	o	n	r	<input type="text"/>	If 0-2, go to VB11
	<input type="text"/>	<input type="text"/>	<input type="text"/>	<input type="text"/>	<input type="text"/>		
Screen C8	o	a	u	x	s	<input type="text"/>	If 0-2, go to VB11
	<input type="text"/>	<input type="text"/>	<input type="text"/>	<input type="text"/>	<input type="text"/>		
Screen C9	n	s	o	x	s	<input type="text"/>	If 0-2, go to VB11
	<input type="text"/>	<input type="text"/>	<input type="text"/>	<input type="text"/>	<input type="text"/>		
Screen C10	u	r	o	e	r	<input type="text"/>	If 0-2, go to VB11
	<input type="text"/>	<input type="text"/>	<input type="text"/>	<input type="text"/>	<input type="text"/>		
Screen C11	a	e	a	e	u	<input type="text"/>	If 0-2, go to VB11
	<input type="text"/>	<input type="text"/>	<input type="text"/>	<input type="text"/>	<input type="text"/>		
Screen C12	s	x	n	e	a	<input type="text"/>	If 0-2, go to VB11
	<input type="text"/>	<input type="text"/>	<input type="text"/>	<input type="text"/>	<input type="text"/>		




5 Letters at Reading Distance

Indicate activity result

VB11

1. ATTEMPTED
 2. NOT ATTEMPTED

GO TO VB13. Reasons not attempted 


vb115lreading R11 VB11 5 LETTERS READING VISION ACTIVITY ATTEMPTED

Vision Aids

Observe, ask, or confirm if glasses, contacts, or other vision aid used for this activity. Mark each item.

VB12

	Yes	No
Glasses	<input type="checkbox"/>	<input type="checkbox"/>
Contacts	<input type="checkbox"/>	<input type="checkbox"/>
Other vision aid	<input type="checkbox"/>	<input type="checkbox"/>

GO TO Hearing Activity 

vb11readglasses
 vb11readcontacts
 vb11readothvisaid

R11 VB12 GLASSES USED FOR 5 LETTERS READING ACTIVITY
 R11 VB12 CONTACTS USED FOR 5 LETTERS READING ACTIVITY
 R11 VB12 OTH VISION AID USED FOR 5 LETTERS READING ACTIVITY

Reasons not attempted

Mark all that apply

VB13

- SP unable to understand directions
 SP refused
 Proxy refused
 SP not present
 SP too ill
 SP language barrier
 Other (Specify):

vb11readvisrsn1 R11 VB13 NO 5 LETTERS READING SP UNABLE TO UNDERSTAND
 vb11readvisrsn2 R11 VB13 NO 5 LETTERS READING SP REFUSED
 vb11readvisrsn3 R11 VB13 NO 5 LETTERS READING PROXY REFUSED
 vb11readvisrsn4 R11 VB13 NO 5 LETTERS READING SP TOO ILL
 vb11readvisrsn5 R11 VB13 NO 5 LETTERS READING SP LANGUAGE BARRIER
 vb11readvisrsn6 R11 VB13 NO 5 LETTERS READING SP NOT PRESENT
 vb11readvisrsn91 R11 VB13 NO 5 LETTERS READING OTHER SPECIFY



Hearing Activity

Next we have a hearing activity. It will take me just a moment to set up.

- Ask SP if okay to turn off obvious noise sources
- Move table behind where SP is seated; set tablet on table
- Wipe headphones and let dry
- Launch Shoebox app and press **New Patient** icon
 - Enter information from CAPI **VH5** into New Patient screen (First Name ID, Last Name ID), press **Save**
- Select the recently added patient from the patient list
- Select **Automated Pure Tone Test**
- Plug headphones into tablet
 - Confirm onscreen that headphones are connected and test listening level

For this activity, you will wear headphones.

- If wearing glasses: **Please take off your glasses.**
- If hair over ears: **Please push your hair behind your ears.**

When I put the headphones on you, you may not hear anything at first. When you hear a tone in either ear, raise your hand and then lower it back down, like this.

- *Demonstrate*

Are you currently wearing a hearing device?

Hearing Device Worn

Mark response

HB1

1. Yes

a. Hearing aid for one ear

b. Hearing aids for both ears

c. Cochlear implant

HB1a

2. No

hb11heardev R11 HB1 HEARING DEVICE WORN
hb11heardevtype R11 HB1A TYPE OF HEARING DEVICE WORN

➤ If wearing hearing device, say, **Please take out your hearing device(s).**

➤ Place headphones on SP

- Align **red** headphone with **right** ear
- Place headphones in front of ears and slide up and back to cover ears
- Adjust as necessary

➤ Tap **Start** on tablet

➤ Tap **Play Tone**

- If SP raises hand, tap **Heard**
- If SP does not raise hand, tap **Not Heard**

➤ Continue presenting tones and entering responses until end of test

- If "Excessive Noise Detected" displays, select **Accept Thresholds**

➤ When finished, move in front of SP to help remove the headphones

➤ If SP removed hearing devices or glasses, ensure they are put back on

Thank you. I need just a moment to pack up.



Hearing Activity

Indicate activity result

HB2

1. ATTEMPTED
2. NOT ATTEMPTED

GO TO Closing 

hb11hear R11 HB2 HEARING ACTIVITY ATTEMPTED

Reasons not attempted

Mark all that apply

HB3

SP unable to understand directions

SP refused

Proxy refused

SP not present

SP too ill

SP language barrier

Other (Specify):

hb11hearrsn1	R11 HB3 NO HEARING SP UNABLE TO UNDERSTAND
hb11hearrsn2	R11 HB3 NO HEARING SP REFUSED
hb11hearrsn3	R11 HB3 NO HEARING PROXY REFUSED
hb11hearrsn4	R11 HB3 NO HEARING SP TOO ILL
hb11hearrsn5	R11 HB3 NO HEARING SP LANGUAGE BARRIER
hb11hearrsn6	R11 HB3 NO HEARING SP NOT PRESENT
hb11hearrsn91	R11 HB3 NO HEARING OTHER SPECIFY

Closing

- *Put away the following equipment:*
 - Headphones
 - Small tablet stand
 - Audio wipes, tissues
 - Measuring tape
 - Masking tape
 - Return to tablet Home screen

- *Return to CAPI*



Shoebox Variables

hb11l250thresh	R11 HB LEFT EAR 250 THRESHOLD	hb11l250unreli	R11 HB LEFT EAR 250 UNRELIABLE
hb11l500thresh	R11 HB LEFT EAR 500 THRESHOLD	hb11l500unreli	R11 HB LEFT EAR 500 UNRELIABLE
hb11l1000thresh	R11 HB LEFT EAR 1000 THRESHOLD	hb11l1000unreli	R11 HB LEFT EAR 1000 UNRELIABLE
hb11l2000thresh	R11 HB LEFT EAR 2000 THRESHOLD	hb11l2000unreli	R11 HB LEFT EAR 2000 UNRELIABLE
hb11l4000thresh	R11 HB LEFT EAR 4000 THRESHOLD	hb11l4000unreli	R11 HB LEFT EAR 4000 UNRELIABLE
hb11l8000thresh	R11 HB LEFT EAR 8000 THRESHOLD	hb11l8000unreli	R11 HB LEFT EAR 8000 UNRELIABLE
hb11r250thresh	R11 HB RIGHT EAR 250 THRESHOLD	hb11r250unreli	R11 HB RIGHT EAR 250 UNRELIABLE
hb11r500thresh	R11 HB RIGHT EAR 500 THRESHOLD	hb11r500unreli	R11 HB RIGHT EAR 500 UNRELIABLE
hb11r1000thresh	R11 HB RIGHT EAR 1000 THRESHOLD	hb11r1000unreli	R11 HB RIGHT EAR 1000 UNRELIABLE
hb11r2000thresh	R11 HB RIGHT EAR 2000 THRESHOLD	hb11r2000unreli	R11 HB RIGHT EAR 2000 UNRELIABLE
hb11r4000thresh	R11 HB RIGHT EAR 4000 THRESHOLD	hb11r4000unreli	R11 HB RIGHT EAR 4000 UNRELIABLE
hb11r8000thresh	R11 HB RIGHT EAR 8000 THRESHOLD	hb11r8000unreli	R11 HB RIGHT EAR 8000 UNRELIABLE
hb11l250noise	R11 HB LEFT EAR 250 EXCESSIVE BACKGROUND NOISE	hb11l250nores	R11 HB LEFT EAR 250 NO RESPONSE
hb11l500noise	R11 HB LEFT EAR 500 EXCESSIVE BACKGROUND NOISE	hb11l500nores	R11 HB LEFT EAR 500 NO RESPONSE
hb11l1000noise	R11 HB LEFT EAR 1000 EXCESSIVE BACKGROUND NOISE	hb11l1000nores	R11 HB LEFT EAR 1000 NO RESPONSE
hb11l2000noise	R11 HB LEFT EAR 2000 EXCESSIVE BACKGROUND NOISE	hb11l2000nores	R11 HB LEFT EAR 2000 NO RESPONSE
hb11l4000noise	R11 HB LEFT EAR 4000 EXCESSIVE BACKGROUND NOISE	hb11l4000nores	R11 HB LEFT EAR 4000 NO RESPONSE
hb11l8000noise	R11 HB LEFT EAR 8000 EXCESSIVE BACKGROUND NOISE	hb11l8000nores	R11 HB LEFT EAR 8000 NO RESPONSE
hb11r250noise	R11 HB RIGHT EAR 250 EXCESSIVE BACKGROUND NOISE	hb11r250nores	R11 HB RIGHT EAR 250 NO RESPONSE
hb11r500noise	R11 HB RIGHT EAR 500 EXCESSIVE BACKGROUND NOISE	hb11r500nores	R11 HB RIGHT EAR 500 NO RESPONSE
hb11r1000noise	R11 HB RIGHT EAR 1000 EXCESSIVE BACKGROUND NOISE	hb11r1000nores	R11 HB RIGHT EAR 1000 NO RESPONSE
hb11r2000noise	R11 HB RIGHT EAR 2000 EXCESSIVE BACKGROUND NOISE	hb11r2000nores	R11 HB RIGHT EAR 2000 NO RESPONSE
hb11r4000noise	R11 HB RIGHT EAR 4000 EXCESSIVE BACKGROUND NOISE	hb11r4000nores	R11 HB RIGHT EAR 4000 NO RESPONSE
hb11r8000noise	R11 HB RIGHT EAR 8000 EXCESSIVE BACKGROUND NOISE	hb11r8000nores	R11 HB RIGHT EAR 8000 NO RESPONSE

Derived Variables From Items in the Vision and Hearing Booklet (VB)

hb11dbpta	R11 D PURE-TONE AVERAGE OF THE BETTER EAR
hb11dwpta	R11 D PURE-TONE AVERAGE OF THE WORSE EAR
hb11dbetterear	R11 D BETTER EAR
hb11dbptam	R11 D PURE-TONE AVERAGE MISSING RSN

NHATS Round 11

Section CB [COGSTATE BATTERY]

Sequence: 44

CB1PRE

cb11cogintro

R11 CB1PRE COGNITION INTRO

QUESTION TEXT:

We have one more activity on the tablet.

PRESS 1 AND ENTER TO CONTINUE
PRESS 7 AND ENTER TO REFUSE ACTIVITY

CODES

1	CONTINUE TO ACTIVITY	
7	REFUSE ACTIVITY	CB10

CB7PRE

CB7PRE

NOT ON FILE

QUESTION TEXT:

I'll need just a moment to organize my equipment.

GET OUT COGNITION ACTIVITY JOB AID AND REFER TO INSTRUCTION TEXT

NAVIGATE TO INPUT SCREEN

PRESS 1 AND ENTER TO CONTINUE

CB7

CB7

NOT ON FILE

DISPLAY INSTRUCTIONS:

If (PE1 =1 (Left) and Main task) or (preloaded PE1=1 (Left) and LIP task), display "Left".
Otherwise, display "Right".

If SP GENDER = 1 (MALE), display "Male".
Else if SP GENDER = 2 (FEMALE), display "Female".

Display SP YEAR OF BIRTH and Cog Bat ID in question text.

QUESTION TEXT:

ENTER THE INFORMATION BELOW AT THE INPUT SCREEN:

Screening ID: {Cog Bat ID}
Language: SELECT INTERVIEW LANGUAGE
Gender: {Male/Female}
Preferred Hand: {Left/Right}
Year of Birth: {SP YEAR OF BIRTH}

RETURN TO CAPI WHEN INSTRUCTED IN COGNITION ACTIVITY JOB AID AND PRESS 1 AND ENTER TO CONTINUE

CB9

cb11cognition

R11 CB9 COGNITION ACTIVITY ATTEMPTED

QUESTION TEXT:

INDICATE WHETHER ACTIVITY WAS ATTEMPTED

CODES

1	ATTEMPTED	CB11
---	-----------	------

2 NOT ATTEMPTED
7 SP REFUSED

PROGRAMMER INSTRUCTIONS:

If CB9 = 1 (ATTEMPTED), set CBCOLLECT flag = 1 (YES).

CB10	cb11cogrsn1	R11 CB10 NO COG ACTIVITY SP UNABLE TO UNDERSTAND
	cb11cogrsn2	R11 CB10 NO COG ACTIVITY SP REFUSED
	cb11cogrsn3	R11 CB10 NO COG ACTIVITY PROXY REFUSED
	cb11cogrsn4	R11 CB10 NO COG ACTIVITY SP TOO ILL
	cb11cogrsn5	R11 CB10 NO COG ACTIVITY SP LANGUAGE BARRIER
	cb11cogrsn6	R11 CB10 NO COG ACTIVITY SP NOT PRESENT
	cb11cogrsn91	R11 CB10 NO COG ACTIVITY OTHER SPECIFY

QUESTION TEXT:

SPECIFY REASON(S) ACTIVITY NOT ATTEMPTED

SELECT ALL THAT APPLY

CODES

1	SP UNABLE TO UNDERSTAND DIRECTIONS	CB11
2	SP REFUSED	CB11
3	PROXY REFUSED	CB11
4	SP TOO ILL	CG11
5	SP LANGUAGE BARRIER	CB11
6	SP NOT PRESENT	CB11
91	OTHER (SPECIFY)	

CB10A	CB10A	NOT ON FILE
--------------	--------------	-------------

QUESTION TEXT:

SPECIFY THE OTHER REASON SP CANNOT COMPLETE ACTIVITY

ENTER TEXT

Length 255

CB11	CB11	NOT ON FILE
-------------	-------------	-------------

QUESTION TEXT:

PACK UP TABLET AND COGNITION ACTIVITY JOB AID

PRESS 1 AND ENTER TO CONTINUE

PROGRAMMER INSTRUCTIONS:

Set CBCOLLECTDATE (MM-DD-YYYY) = TODAY's date the first time that CB11 is answered.

Set CBCOLLECTTIME (HH:MM) = System time the first time that CB11 is answered.

If LIP Task, go to Section AG – ActiGraph.

If MAIN Task, go to Section HW – Height & Weight.

Once NHATS Interview Task status = 20 (COMPLETE), or the (NHATS interview task status = 12 (STARTED) and CB11 = 1), or LIP Task status = 20 (COMPLETE), or (LIP Task status = 12 (STARTED) and CB11 = 1), IMS will pull

the following variables:

- Cog Bat ID
- CBCOLLECT flag
- CBCOLLECTDATE
- CBCOLLECTTIME

NHATS Round 11

Section AG [ACTIVITY WATCH]

Sequence: 45

BOX AG1

BOX AG1

NOT ON FILE

If AccelFlg <>1 (YES), go to CL- Closing.
Otherwise, go to AG1.

AG1

AG1

NOT ON FILE

QUESTION TEXT:

This year we are asking participants to wear an activity watch for 8 days. The activity watch records how much you move through the day and night. This information will help researchers better understand the health and functioning of people like you.

As a thank you for wearing the watch, we are giving you an additional \$50.

PRESS 1 AND ENTER TO CONTINUE

PRESS 7 AND ENTER TO REFUSE ACTIVITY

CODES

1	CONTINUE TO ACTIVITY	
7	REFUSE ACTIVITY	AG11

AG3PRE

AG3PRE

NOT ON FILE

QUESTION TEXT:

I'll need just a moment to organize my supplies.

PRESS 1 AND ENTER TO CONTINUE

AG3

AG3

NOT ON FILE

QUESTION TEXT:

CONNECT BARCODE SCANNER TO COMPUTER TO RECORD ACTIGRAPH ID

PRESS 1 AND ENTER TO SCAN THE ID FOR THE ACTIGRAPH LABEL

PRESS 7 TO ENTER MANUALLY

CODES

1	CONTINUE TO SCAN BARCODE	
7	ENTER BARCODE MANUALLY	

AG5A

AG5A

NOT ON FILE

DISPLAY INSTRUCTIONS:

Display AG5A and 5B on the same screen.
If AG3 = 7 (ENTER BARCODE), display "ENTER".
Otherwise, display "SCAN".

QUESTION TEXT:

{ENTER/SCAN} ID FOR THE ACTIGRAPH LABEL

PRESS ENTER

ENTER TEXT

Length

31

PROGRAMMER INSTRUCTIONS:

Convert alpha values to upper case.

If AG5A has (<31 characters), display error message "INVALID ENTRY, PLEASE RE-ENTER".

AG5B

AG5B

NOT ON FILE

DISPLAY INSTRUCTIONS:

Display AG5A and 5B, on the same screen.

If AG3 = 7 (ENTER BARCODE), display "ENTER".

Otherwise, display "SCAN".

QUESTION TEXT:

RE-{ENTER/SCAN} ID FOR THE ACTIGRAPH LABEL

PRESS ENTER

ENTER TEXT

Length

31

PROGRAMMER INSTRUCTIONS:

Convert alpha values to upper case.

If AG5B has (<31 characters), display error message "INVALID ENTRY, PLEASE RE-ENTER".

If AG5A <> AG5B, display error message "IDS DO NOT MATCH. GO BACK AND RE-ENTER."

Set AGWATCHID = AG5B.

AG6A

AG6A

NOT ON FILE

DISPLAY INSTRUCTIONS:

Display AG6A and 6B on the same screen.

If AG3 = 7 (ENTER BARCODE), display "ENTER".

Otherwise, display "SCAN".

QUESTION TEXT:

{ENTER/SCAN} ID FOR THE MAILING LABEL

PRESS ENTER

ENTER TEXT

Length

25

PROGRAMMER INSTRUCTIONS:

Convert alpha values to upper case.

If AG6A has (<15 characters), display error message "INVALID ENTRY, PLEASE RE-ENTER".

AG6B

AG6B

NOT ON FILE

DISPLAY INSTRUCTIONS:

Display AG6A and 6B on the same screen.

If AG3 = 7 (ENTER BARCODE), display "ENTER".
Otherwise, display "SCAN".

QUESTION TEXT:

RE-{ENTER/SCAN} ID FOR THE MAILING LABEL

PRESS ENTER

ENTER TEXT

Length 25

PROGRAMMER INSTRUCTIONS:

Convert alpha values to upper case.
If AG6B has (<15 characters), display error message "INVALID ENTRY, PLEASE RE-ENTER".
If AG6A <> AG6B, display error message "IDS DO NOT MATCH. GO BACK AND RE-ENTER."
Set AGMAILID = AG6B

AG7

AG7

NOT ON FILE

DISPLAY INSTRUCTIONS:

Spell out month in question text and also as a numeric date as indicated in interviewer question text.
For display of "START DATE AND TIME": display TODAY'S date and time.
For display of "END DATE": display {TODAY'S date + 8}.
Display "START DATE AND TIME" and "END DATE" in bold underlined text.
If LEFTHANDED flag = 1, display "RIGHT".
Else display "LEFT".

QUESTION TEXT:

DISCONNECT SCANNER AND PACK IT UP

GET OUT ACTIGRAPH JOB AID AND REFER TO INSTRUCTION TEXT

HELP SP PUT WATCH ON {LEFT/RIGHT} WRIST.

RETURN TO CAPI WHEN INSTRUCTED IN JOB AID

START DATE AND TIME: {DAY OF THE WEEK, MONTH DAY, HOUR: MINUTE} {(day/mm/dd, hh:mm)}

END DATE: {DAY OF THE WEEK, MONTH DAY} {(day/mm/dd)}

PRESS 1 AND ENTER TO CONTINUE

AG9

ag11accelerometry

R11 ACCELEROMETRY ATTEMPTED

QUESTION TEXT:

INDICATE WHETHER SP AGREED TO ATTEMPT ACTIVITY

CODES

1 ATTEMPTED AG14
2 NOT ATTEMPTED

PROGRAMMER INSTRUCTIONS:

If AG9 = 1 (ATTEMPTED), set AGCOLLECT flag = 1 (YES).

AG11	ag11accrsn1	R11 AG11 NO ACC ACTIVITY SP UNABLE TO UNDERSTAND
	ag11accrsn2	R11 AG11 NO ACC ACTIVITY SP REFUSED
	ag11accrsn3	R11 AG11 NO ACC ACTIVITY PROXY REFUSED
	ag11accrsn4	R11 AG11 NO ACC ACTIVITY SP TOO ILL
	ag11accrsn5	R11 AG11 NO ACC ACTIVITY SP LANGUAGE BARRIER
	ag11accrsn6	R11 AG11 NO ACC ACTIVITY SP NOT PRESENT
	ag11accrsn91	R11 AG11 NO ACC ACTIVITY OTHER SPECIFY

QUESTION TEXT:

SPECIFY REASON(S) ACTIVITY NOT ATTEMPTED

SELECT ALL THAT APPLY

CODES

1	SP UNABLE TO UNDERSTAND DIRECTIONS	AG15
2	SP REFUSED	AG15
3	PROXY REFUSED	AG15
4	SP TOO ILL	AG15
5	SP LANGUAGE BARRIER	AG15
6	SP NOT PRESENT	AG15
91	OTHER (SPECIFY)	

AG13	AG13	NOT ON FILE
-------------	-------------	-------------

QUESTION TEXT:

SPECIFY THE OTHER REASON SP CANNOT COMPLETE ACTIVITY

ENTER TEXT

Length 255

AG14	AG14	NOT ON FILE
-------------	-------------	-------------

DISPLAY INSTRUCTIONS:

If LEFTHANDED flag = 1, display "RIGHT".
Else display "LEFT".

QUESTION TEXT:

INDICATE WHETHER SP AGREED TO WEAR WATCH ON {LEFT/RIGHT} WRIST

CODES

1	YES
2	NO

AG15	AG15	NOT ON FILE
-------------	-------------	-------------

QUESTION TEXT:

PACK UP EQUIPMENT AND SUPPLIES

PRESS 1 AND ENTER TO CONTINUE

PROGRAMMER INSTRUCTIONS:

Set AGCOLLECTDATE (MM-DD-YYYY) = TODAY's date the first time that AG7 is answered.

Set AGCOLLECTTIME (HH:MM) = System time the first time that AG7 is answered.

Set AGENDDATE (MM-DD-YYYY) = TODAY's date the first time that AG7 is answered + 8.

Go to Section CL – Closing.

Once NHATS Interview Task status = 20 (COMPLETE), or the NHATS interview task status = 12 (STARTED) and AG15 = 1, or LIP Interview Task status = 20 (COMPLETE), or the LIP interview task status = 12 (STARTED) and AG15 = 1, IMS will pull the following variables:

AccelFlg

ActigID

AGCOLLECT flag

AGCOLLECTDATE

AGCOLLECTTIME

AGENDDATE

AGWATCHID

AGMAILID

NHATS Round 11

Section FQ [FACILITY STAFF QUESTIONNAIRE]

Sequence: 46

FQ1PRE FQ1PRE NOT ON FILE

QUESTION TEXT:

YOU HAVE SELECTED THE FACILITY STAFF QUESTIONNAIRE (FQ) FOR CASE

{CASE ID}, {SP}

CONFIRM WITH FACILITY THAT THE SP IS ALIVE BEFORE CONTINUING. IF THE SP IS DECEASED,
BREAKOFF AND COMPLETE THE NHATS INTERVIEW WITH THE FACILITY RESPONDENT.

IF THIS IS THE CORRECT CASE AND {SP} IS ALIVE, PRESS 1 AND ENTER TO CONTINUE

TO SELECT ANOTHER CASE OR TASK, BREAKOFF AND SELECT THE CORRECT CASE ID AND TASK FROM
THE IMS

FQ1Consent FQ1Consent NOT ON FILE

QUESTION TEXT:

During the course of the study, we would like to record some of the questions and answers for
training and data quality. I'd like to continue now unless you have any questions.

PRESS 1 AND ENTER TO CONTINUE

IF RESPONDENT REFUSES TO ALLOW AUDIO RECORDING, PRESS 7 AND ENTER

CODES

1	CONSENT TO RECORDING	FQ1A
7	REFUSE CONSENT TO RECORD	

FQ1NotRec FQ1NotRec NOT ON FILE

That's fine. The interview will not be recorded.

PRESS 1 AND ENTER TO CONTINUE

FQ1A FQ1A NOT ON FILE

DISPLAY INSTRUCTIONS:

Display "FIRST" in bold underlined text.
Display FQ1a and FQ1b on the same screen.

QUESTION TEXT:

First, I would like to confirm your name and contact information.

What is your name?

ENTER FIRST NAME. CONFIRM SPELLING.

ENTER TEXT

Length 25

FQ1B

FQ1B

NOT ON FILE

DISPLAY INSTRUCTIONS:

Display "LAST" in bold underlined text.
Display FQ1a and FQ1b on the same screen.

QUESTION TEXT:

ENTER LAST NAME. CONFIRM SPELLING.

ENTER TEXT

Length

25

FQ2

FQ2

NOT ON FILE

QUESTION TEXT:

What is your job title?

ENTER TEXT

Length

50

FQ3A

FQ3A

NOT ON FILE

DISPLAY INSTRUCTIONS:

Display FQ3a, 3b, 3c, 3d, and 3e on the same screen.
Display "address" as underlined text.

QUESTION TEXT:

What is the mailing address here?

CONFIRM SPELLING

ENTER TEXT

Length

25

PROGRAMMERS INSTRUCTIONS:

If Breakoff at or before this screen, do not save any FQ data and set FQ task status = 11 (READY).

FQ3B

FQ3B

NOT ON FILE

DISPLAY INSTRUCTIONS:

Display FQ3a, 3b, 3c, 3d, and 3e on the same screen.
Display "address" as underlined text.

QUESTION TEXT:

[What is the mailing address here?]

CONFIRM SPELLING

IF NO APT/SUITE NUMBER, PRESS ENTER TO CONTINUE

ENTER TEXT

Length

25

PROGRAMMERS INSTRUCTIONS:

Allow empty

FQ3C

FQ3C

NOT ON FILE

DISPLAY INSTRUCTIONS:

Display FQ3a, 3b, 3c, 3d, and 3e on the same screen.
Display "city" as underlined text.

QUESTION TEXT:

[What is the city?]

CONFIRM SPELLING

ENTER TEXT

Length

25

FQ3D

FQ3D

NOT ON FILE

DISPLAY INSTRUCTIONS:

Display FQ3a, 3b, 3c, 3d, and 3e on the same screen.
Display "state" as underlined text.

QUESTION TEXT:

[What is the state?]

TYPE THE FIRST LETTER OF THE STATE, THEN USE ARROW KEYS IF NEEDED TO LOCATE STATE, AND PRESS ENTER TO SELECT

PROGRAMMERS INSTRUCTIONS:

Use lookup file of state names

FQ3E

FQ3D

NOT ON FILE

DISPLAY INSTRUCTIONS:

Display FQ3a, 3b, 3c, 3d, and 3e on the same screen.
Display "zip code" as underlined text.

QUESTION TEXT:

[What is the zip code?]

ENTER A 5-DIGIT ZIP CODE

ENTER TEXT

Length

5

PROGRAMMERS INSTRUCTIONS:

5-digit entry required. If less than 5 digits entered, display Error Message #11.

FQ3F

FQ3F

NOT ON FILE

QUESTION TEXT:

What is the phone number here?

ENTER AREA CODE AND PHONE NUMBER

ENTER TEXT

Length 10
REFUSED

PROGRAMMERS INSTRUCTIONS:

Hard edit: if the answer from FQ3f contains less than 10 digits, display error message #12.

Use number input mask (xxx-xxx-xxxx) in the response field.

FQ4 **FQ4** NOT ON FILE

QUESTION TEXT:

What is your email address here?

ENTER 97 IF NOT EMAIL ADDRESS

ENTER TEXT

Length 50
REFUSED

FQ5 **FQ5** NOT ON FILE

DISPLAY INSTRUCTIONS:

Display "whole" as bold underlined text.

QUESTION TEXT:

What is the name of this place? If there are different names for certain parts of levels of care in this place, please tell me the name for the whole place.

ENTER TEXT

Length 75

FQ6 **fq11dfacdesc** R11 FQ6 FACILITY TYPE

DISPLAY INSTRUCTIONS:

Display text from FQ5 as FACILITY NAME.

Display "whole" as underlined text.

QUESTION TEXT:

SHOW CARD FQ1

Now I'm going to (show/read) you a list of places.

Which of these BEST describes {FACILITY NAME FROM FQ5}? Again, if there are different parts or levels of care in this place, please tell me about the whole place.

PRESS F1 FOR HELP SCREEN

CODES

1	FREE STANDING NURSING HOME	FQ15
2	FREE STANDING ASSISTED LIVING FACILITY	FQ7
3	NURSING HOME AND ASSISTED LIVING FACILITY	FQ7
4	CONTINUING CARE RETIREMENT COMMUNITY (CCRC)	FQ7
5	ADULT FAMILY CARE HOME	FQ15
6	GROUP HOME	FQ15
7	BOARD AND CARE HOME	FQ15
8	RETIREMENT COMMUNITY OR SENIOR	FQ7

91	HOUSING (NOT CCRC) OTHER (SPECIFY) REFUSED DON'T KNOW	FQ7 FQ7
----	--	------------

FQ6A	fq11dosfacd	R11 FQ6A OTHER SPECIFY FAC TYPE
-------------	--------------------	---------------------------------

QUESTION TEXT:

SPECIFY TYPE OF PLACE

ENTER TEXT

Length 50

FQ7	FQ7	NOT ON FILE
------------	------------	-------------

QUESTION TEXT:

Next, I need to confirm where {SP} is living.

PRESS 1 AND ENTER TO CONTINUE

FQ8	fq11prtlivnam	R11 FQ8 FAC NM DIFF4PLC SP LIVES
------------	----------------------	----------------------------------

QUESTION TEXT:

Does the part of {PLACE NAME FROM FQ5} in which {SP} lives have a different name?

CODES

1	YES	
2	NO	FQ10
	REFUSED	FQ10
	DON'T KNOW	FQ10

FQ9	FQ9	NOT ON FILE
------------	------------	-------------

QUESTION TEXT:

What is the name of {SP}'s area?

ENTER TEXT

Length 50

FQ10	fq11dfacarea	R11 FQ10 FACILITY AREA SP LIVES
-------------	---------------------	---------------------------------

QUESTION TEXT:

Is the place where {SP} lives considered independent living, assisted living, a special care unit, a nursing home care unit, or something else?

CODES

1	INDEPENDENT LIVING	FQ12
2	ASSISTED LIVING	FQ12
3	SPECIAL CARE, MEMORY CARE, OR ALZHEIMER'S UNIT	FQ11
4	NURSING HOME	FQ12
91	OTHER (SPECIFY) REFUSED	FQ12

DON'T KNOW

FQ12

FQ10A

fq11dosfaca

R11 D FQ10A OTHER SPECIFY FAC AREA

QUESTION TEXT:

SPECIFY OTHER TYPE OF PLACE

ENTER TEXT

Length

50

PROGRAMMERS INSTRUCTIONS:

Go to FQ12

FQ11

fq11assdnrsng

R11 FQ11 ASSIST LIV OR NURSG HOME

QUESTION TEXT:

Is this special care unit part of an assisted living facility or is it part of a nursing home?

CODES

- 1 ASSISTED LIVING
- 2 NURSING HOME
- REFUSED
- DON'T KNOW

FQ12

fq11othrlevls

R11 FQ12 OTH LEVELS OF CARE AVAIL

QUESTION TEXT:

Besides where {SP} lives, are there other levels of care available at {PLACE NAME FREOM FQ5} such as independent living, assisted living, a special care unit, or a nursing home care unit?

CODES

- 1 YES FQ13
- 2 NO FQ15
- REFUSED FQ15
- DON'T KNOW FQ15

FQ13

fq11whotlevl1

R11 FQ13 INDEPNDNT LIV CARE AVAIL

fq11whotlevl2

R11 FQ13 ASSISTED LVNG CARE AVAIL

fq11whotlevl3

R11 FQ13 ALZHEIMER CARE AVAIL

fq11whotlevl4

R11 FQ13 NURSING HOME CARE AVAIL

fq11whotlevl5

R11 FQ13 OTHR SPECIFY CARE AVAIL

QUESTION TEXT:

What other levels of care are available?

SELECT ALL THAT APPLY

CODES

- 1 INDEPENDENT LIVING FQ15
- 2 ASSISTED LIVING FQ15
- 3 SPECIAL CARE, MEMORY CARE, OR ALZHEIMER'S UNIT FQ15
- 4 NURSING HOME FQ15

OTHER (SPECIFY)
 REFUSED
 DON'T KNOW

FQ15
 FQ15

FQ13A

FQ13A

NOT ON FILE

QUESTION TEXT:

SPECIFY OTHER LEVELS OF CARE

ENTER TEXT

Length

50

FQ15

fq11servaval1

R11 FQ15 MEALS AVAIL

fq11servaval2

R11 FQ15 HELP WITH MEDS AVAIL

fq11servaval3

R11 FQ15 HELP W BATH DRESS AVAIL

fq11servaval4

R11 FQ15 LAUNDRY SERVCS AVAIL

fq11servaval5

R11 FQ15 HOUSEKEEPING SERV AVAIL

fq11servaval6

R11 FQ15 TRANSPRT MED CARE AVAIL

fq11servaval7

R11 FQ15 TRANSPRT TO STORE EVENT

fq11servaval10

R11 FQ15 FITNESS CENTER AVAIL

fq11servaval11

R11 FQ15 WALKING AREA AVAIL

fq11servaval8

R11 FQ15 RECREATIONAL FAC AVAIL

fq11servaval9

R11 FQ15 SOCIAL EVENTS AVAIL

fq11servaval12

R11 FQ15 ONSITE HEALTH AVAIL

fq11servaval13

R11 FQ15 EMERGENCY SYSTEM AVAIL

DISPLAY INSTRUCTIONS:

Use "Same Question Stem" display

If at FQ15a, do not display question text in brackets.
 Otherwise, display question text in brackets.

Display "at {SP}'s current level of care" and "offered" as bold underlined text.

QUESTION TEXT:

SHOW CARD FQ2

{{}}We are interested in the services that are available to people at {SP}'s current level of care. Please look at this list. {{}}

{{}}For each service, please tell me if the service is offered to people at {SP}'s level of care.

{variable text [a-m]}

RESPONSE [1] a. Meals (in common dining areas or in resident's own rooms)?

RESPONSE [2] b. Help with medications?

RESPONSE [3] c. Help with bathing and dressing?

RESPONSE [4] d. Laundry services for linens or clothing?

RESPONSE [5] e. Housekeeping services?

RESPONSE [6] f. A van or shuttle to doctors or other medical care providers?

RESPONSE [7] g. A van or shuttle to stores or events like concerts?
 RESPONSE [8] h. An indoor fitness center?
 RESPONSE [9] i. Areas to walk for pleasure or exercise, like an outdoor walking path?
 RESPONSE [10] j. Other recreational facilities, like swimming pools, game rooms, or tennis courts, for residents?
 RESPONSE [11] k. Organized social events and activities?
 RESPONSE [12] l. Onsite health and wellness programs?
 RESPONSE [13] m. A medical emergency system to call someone for help?

CODES

1 YES, SERVICE PROVIDED AT THIS LEVEL OF CARE
 2 NO, SERVICE NOT PROVIDED
 REFUSED
 DON'T KNOW

PROGRAMMER INSTRUCTIONS:

Array the responses and Variable text columns in the panel.
 Display 'variable text' in the a-i sequence until all rows have been displayed.

FQ15B

FQ15B

NOT ON FILE

QUESTION TEXT:

IS THE PERSON WHO CAN PROVIDE SOURCE OF PAYMENT INFORMATION AVAILABLE NOW?

CODES

1 YES, CONTINUE
 2 NO, ASK QUESTIONS LATER FQ21

FQ16PRE

FQ16PRE

NOT ON FILE

QUESTION TEXT:

These next questions are about the sources of payment for {SP}'s care.
 PRESS 1 AND ENTER TO CONTINUE

FQ16

fq11paysourc1
fq11paysourc2
fq11paysourc3
fq11paysourc4
fq11paysourc5
fq11paysourc6

R11 FQ16 SP OR SP FAMILY PAYMENT
 R11 FQ16 SOC SEC SSI PAYMENT
 R11 FQ16 MEDICAID PAYMENT
 R11 FQ16 MEDICARE PAYMENT
 R11 FQ16 PRIVATE INSURANCE PAYMNT
 R11 FQ16 OTHR GOVT PAYMENT

DISPLAY INSTRUCTIONS:

Use "Same Question Stem" display
 If at FQ16a, do not display question text in brackets.
 Otherwise, display question text in brackets.
 If FQ6= 1 (FREE STANDING NURSING HOME) or FQ10=4 (NURSING HOME), OR FQ11=2 (NURSING HOME), display FQ16d {Medicare}.
 Display dollar amounts using commas to separate zeroes.

QUESTION TEXT:

SHOW CARD FQ3

{{In the last billing month for which you have complete payment information, what did each of these sources pay for {SP}'s care?}}

{{For each one, please tell me the total amount paid by each source for this part of {SP}'s care.}}

ENTER DOLLAR AMOUNT

ENTER ZERO IF NO PAYMENT FROM SOURCE

{variable text [a-f]}

RESPONSE [1] a. SP OR SP'S FAMILY
 RESPONSE [2] b. SOCIAL SECURITY OR SSI
 RESPONSE [3] c. MEDICAID
 RESPONSE [4] d. MEDICARE
 RESPONSE [5] e. PRIVATE INSURANCE
 RESPONSE [6] f. OTHER GOVERNMENT SOURCE (VA, STATE, COUNTY)

ENTER NUMBER

Range	0 to 26000
Soft Range	0 to 10000
REFUSED	
DON'T KNOW	

PROGRAMMER INSTRUCTIONS:

Array the responses and Variable text columns in the panel.
 Display 'variable text' in the a-f sequence until all rows have been displayed.
 Hard range error 13 "VALUE OUT OF RANGE. VERIFY WITH RESPONDENT AND RE-ENTER ANSWER."
 Soft range error "UNLIKELY RESPONSE - PLEASE VERIFY WITH RESPONDENT. SUPPRESS TO ACCEPT RESPONSE AND CONTINUE. OTHERWISE, CLOSE TO RE-ENTER ANSWER."

BOX FQ17

BOX FQ17

NOT ON FILE

If DK or RF entered at FQ16 for any amount category, go to FQ19.

FQ17

fq11totalpaym

R11 FQ17 TOTAL PAYMENT FOR CARE

DISPLAY INSTRUCTIONS:

Display dollar amounts using comas to separate zeroes.

QUESTION TEXT:

That adds up to {TOTAL AMOUNT CALCULATED FROM FQ16}

Is that the total monthly payment for {SP}'s care?

CODES

1	YES	FQ19
2	NO	
	REFUSED	FQ19
	DON'T KNOW	FQ19

FQ18

fq11tmnthlyamt

R11 FQ18 TOT MTHLY AMT FOR CARE

DISPLAY INSTRUCTIONS:

Display dollar amounts using comas to separate zeroes.

QUESTION TEXT:

What is the (approximate) total monthly amount for {SP}'s care?
ENTER AMOUNT

ENTER NUMBER

Range 0 to 26000
REFUSED
DON'T KNOW

FQ19

fq11primpayer

R11 FQ19 PRIMARY PAYER FOR CARE

DISPLAY INSTRUCTIONS:

If FQ6= 1 (FREE STANDING NURSING HOME) or FQ10=4 (NURSING HOME), OR FQ11=2 (NURSING HOME), display {Medicare,} and response category 4.

QUESTION TEXT:

Would you say the primary payer for {SP}'s care is {SP} or {his/her} family, Social Security, Medicaid, {Medicare,} or some other source?

CODES

1	SP/FAMILY	FQ21
2	SOCIAL SECURITY/SSI	FQ21
3	MEDICAID	FQ21
4	MEDICARE	FQ21
5	OTHER SOURCE	
	REFUSED	FQ21
	DON'T KNOW	FQ21

FQ20

Fq11govsource

R11 FQ20 GOVERNMENT SOURCE

QUESTION TEXT:

Is that a government source?

CODES

1	YES	
2	NO	
	REFUSED	
	DON'T KNOW	

BOX FQ21

BOX FQ21

NOT ON FILE

If FQ21 <> null, go to Box FQ29.
Otherwise, go to FQ21.

FQ21

FQ21

NOT ON FILE

QUESTION TEXT:

I would like to confirm that {SP}'s name is {SP'S MIDDLE NAME} {SP'S LAST NAME}. Is that correct?

CODES

1	YES	FQ22
---	-----	------

2

NO
REFUSED
DON'T KNOW

FQ21A	FQ21A	NOT ON FILE
--------------	--------------	-------------

DISPLAY INSTRUCTIONS:

Display preloaded SP name in the response fields.

Display "FIRST" in bold underlined text.

Display SP first name in fill as bold underlined

QUESTION TEXT:

What is the correct spelling of {SP}'s full name?

{FIRST NAME} {MIDDLE NAME} {LAST NAME}

CORRECT FIRST NAME. CONFIRM SPELLING.

ENER TEXT

Length

45

PROGRAMMER INSTRUCTIONS:

Display FQ21a, 21b, and 21c on the same screen.

FQ21B	FQ21B	NOT ON FILE
--------------	--------------	-------------

DISPLAY INSTRUCTIONS:

Display "MIDDLE" in bold underlined text.

Display SP middle name in fill as bold underlined

QUESTION TEXT:

What is the correct spelling of {SP}'s full name?

{FIRST NAME} {MIDDLE NAME} {LAST NAME}

CORRECT MIDDLE NAME. CONFIRM SPELLING.

PRESS ENTER IF NO MIDDLE NAME OR INITIAL

ENER TEXT

Length

25

PROGRAMMER INSTRUCTIONS:

Allow empty.

Display FQ21a, 21b, and 21c on the same screen.

FQ21C	FQ21C	NOT ON FILE
--------------	--------------	-------------

DISPLAY INSTRUCTIONS:

Display "LAST" in bold underlined text.

Display SP last name in fill as bold underlined

QUESTION TEXT:

What is the correct spelling of {SP}'s full name?

{FIRST NAME} {MIDDLE NAME} {LAST NAME}

CORRECT LAST NAME. CONFIRM SPELLING.

ENER TEXT

Length 25

PROGRAMMER INSTRUCTIONS:

Display FQ21a, 21b, and 21c on the same screen.

Set flag to indicate SP name was updated.

FQ22 **FQ22** NOT ON FILE

QUESTION TEXT:

THE SP IS LISTED AS A {MALE/FEMALE}
IF GENDER IS OBVIOUS, CODE WITHOUT ASKING
OTHERWISE ASK: What is {SP's} gender?

CODES

1 MALE
2 FEMALE

BOX FQ22A **BOX FQ22A** NOT ON FILE

Compare preloaded gender of SP with FQ22 value just entered.
If they are the same, go to FQ23.
Otherwise, go to FQ22a

FQ22A **FQ22A** NOT ON FILE

QUESTION TEXT:

YOU JUST CHANGED SP'S GENDER FROMN {PRELOADED CMS GENDER MALE/FEMALE} TO {FEMALE/MALE FROM FQ22} DID YOU INTEND TO DO THAT?

CODES

1 YES
2 NO FQ22

PROGRAMMER INSTRUCTIONS:

If FQ22A = 2 (NO), display hard error message "SELECT "GO TO" TO RETURN TO FQ22 AND RE-ENTER RESPONSE."

FQ23 **FQ23** NOT ON FILE

DISPLAY INSTRUCTIONS:

Display preloaded DOB in the question text.
SPELL OUT MONTH WHEN DISPLAYING {BIRTH MONTH BIRTH DAY, BIRTH YEAR}.
FORMAT AS MM/DD/YYYY WHEN DISPLAYING ({BIRTH MM/BIRTH DD/BIRTH YEAR}).

QUESTION TEXT:

I also want to confirm {SP}'s birth date is {BIRTH MONTH, BIRTH DAY, BIRTH YEAR} ({BIRTH MM/BIRTHDD/BIRTH YEAR}). Is that correct?

CODES

1	YES	BOXFQ26
2	NO	
	REFUSED	BOX FQ26

FQ24	FQ24	NOT ON FILE
-------------	-------------	-------------

DISPLAY INSTRUCTIONS:

Display preloaded DOB.

QUESTION TEXT:

What is {SP}'s date of birth?

ENTER MONTH, DAY, AND YEAR (MM-DD-YYYY)

PROGRAMMER INSTRUCTIONS:

Use mask to collect DOB. Separate mm/dd/yyyy with hyphens for data entry.

MONTH range: 1-31

DAY range 1-31

YEAR range: (CURRENT YEAR-65) – (CURRENT YEAR-110).

FQ25	FQ25	NOT ON FILE
-------------	-------------	-------------

DISPLAY INSTRUCTIONS:

COMPUTE AGE AS (CURRENT DATE – FQ24 DOB).

QUESTION TEXT:

I would like to confirm that {SP} is {CALCULATED AGE} years old today. Is that correct?

CODES

1	YES	
2	NO	FQ24
	REFUSED	
	DON'T KNOW	

PROGRAMMER INSTRUCTIONS:

If FQ25 = 2 (NO), display error message “INCONSISTENT ANSWERS. VERIFY WITH RESPONDENT AND RE-ENTER ANSWER(S).”

BOX FQ26	BOX FQ26	NOT ON FILE
-----------------	-----------------	-------------

Go to Box FQ29.

BOX FQ29	BOX FQ29	NOT ON FILE
-----------------	-----------------	-------------

If FQ15B = 2 (NO), loop back through FQ16PRE – FQ20.
Otherwise, go to FQ29.

FQ29	FQ29	NOT ON FILE
-------------	-------------	-------------

QUESTION TEXT:

YOU HAVE COMPLETED THE FACILITY STAFF QUESTIONNAIRE. THANK RESPONDENT.

PRESS 1 AND ENTER TO CONTINUE

FQ30	FQ30	NOT ON FILE
-------------	-------------	-------------

DISPLAY INSTRUCTIONS:

If (LAST INT disposition code = 61 (Final NH Complete) or (R1 INT YEAR = 2011 and R1 disposition code = 64 (Final FQ complete, SP INT NOT COMPLETE)) or (R1 INT YEAR = 2015 and R5 disposition code = 64 (Final FQ complete, SP INT NOT COMPLETE)) or (R1 INT YEAR = 2020 and R10 disposition code = 64 (Final FQ complete, SP INT NOT COMPLETE))), display "NO ADDITIONAL DATA COLLECTION REQUIRED FOR THIS CASE."

QUESTION TEXT:

{NO ADDITIONAL DATA COLLECTION REQUIRED FOR THIS CASE.}
PRESS 1 AND ENTER TO RETURN TO IMS SCREEN

PROGRAMMER INSTRUCTIONS:

If FQ8=1 (YES), FACILITY NAME = text from FQ9.

Else FACILITY NAME = text from FQ5.

IMS will pull FACILITY NAME from NHATS Facility Task once task status = 20 (COMPLETE).

If FQ6 = 1 or [(FQ6 = 2 or 3 or 4 or 8 or 91 or RF or DK) and FQ10 = 4] or FQ11 = 2, set FACILITY TYPE flag = 1 (NURSING HOME).

Otherwise, set FACILITY TYPE flag = 2 (OTHER FACILITY).

If LAST INT final disposition code was code 61 (FINAL NH COMPLETE) and if FACILITY TYPE flag = 1 (NURSING HOME), set NHATS Interview Task=code 24 (FINAL NOT REQUIRED) and IRQ SP Task=code 24 (FINAL NOT REQUIRED) and set the final case status to code 61, "Complete, NH Facility".

Else if ((R1 INT YEAR = 2011 and R1 final disposition code was code 64 (FINAL FQ COMPLETE, SP NOT COMPLETE)) or (R1 INT YEAR = 2015 and R5 final disposition code was code 64)), set NHATS Interview Task=code 24 (FINAL NOT REQUIRED) and IRQ SP Task=code 24 (FINAL NOT REQUIRED); set the final case status to code 64 (FINAL FQ, SP INTERVIEW NOT COMPLETED) if the FACILITY TYPE flag=2 (OTHER FACILITY).

If FACILITY TYPE flag = 1 or 2, set FACILITY flag = 1 (YES).

IMS will pull FACILITY TYPE flag and FACILITY flag from NHATS Facility Task once task status = 20 (COMPLETE) if the NHATS Interview Task=11 (READY).

Set IRQ Facility Task=code 11 (READY).

Derived Variables From Items in FQ Section

fq11dlcsp

R11 D FQ6 6A 10 10A FOR SAMP WGT

NHATS Round 11

Section IR [INTERVIEWER REMARKS]

Sequence: 47

IR1A1 ir11intlangpt(1/2) R11 IR1A1 INTERVIEW LANGUAGE PART (1/2)

QUESTION TEXT:

What language did you use to conduct this interview?

CODES

1	English	IR1
2	Spanish	IR1
3	Other (specify)	

IR1A2 IR1A2 NOT ON FILE

QUESTION TEXT:

Specify language used to conduct interview.

ENTER TEXT

Length 25

BOX IR1 BOX IR1 NOT ON FILE

If Part 2 (SP Activities) status = 20 (COMPLETE), go to IR2.
Otherwise, go to IR1.

IR1 IR1 NOT ON FILE

QUESTION TEXT:

Was the SP interview completed in person or by telephone?

CODES

1	In person	IR2
2	Telephone	

BOX IR1A BOX IR1A NOT ON FILE

If DECEASED flag = 1 (YES), go to IR2.
Otherwise, go to IR1A.

IR1A IR1A NOT ON FILE

QUESTION TEXT:

Describe why the SP interview was conducted by telephone.

ENTER TEXT

Length 500

IR2 ir11spattitudpt(1/2) R11 IR2 SP ATTITUDE TOWARD INTVW PART (1/2)

QUESTION TEXT:

In general, what was the respondent's attitude toward the interview?

CODES

- 1 Friendly and interested
- 2 Cooperative but not particularly interested
- 3 Impatient and restless
- 4 Hostile

IR3

ir11undrstandpt(1/2)

R11 IR3 SP UNDERSTAND QUESTION PART (1/2)

QUESTION TEXT:

In general, how was the respondent's understanding of the questions?

CODES

- 1 Good Box IR4
- 2 Fair
- 3 Poor

IR3A

IR3A

NOT ON FILE

QUESTION TEXT:

Select any issues that may have affected respondent's understanding of the questions

Select all that apply.

CODES

- | | Code All That Apply | |
|----|-----------------------------|---------|
| 1 | Hearing problems | BOX IR4 |
| 2 | Language barrier | BOX IR4 |
| 3 | SP has Alzheimer's/Dementia | BOX IR4 |
| 91 | Other (Specify) | |

IR3B

IR3B

NOT ON FILE

QUESTION TEXT:

Describe any circumstances that may have affected respondent's understanding of the questions.

ENTER TEXT

Length

500

BOX IR4

BOX IR4

NOT ON FILE

If DECEASED flag = 1 (YES), go to IR23.
 Else if Part 2 (SP Activities)= 20(COMPLETE), go to IR7B.
 Else if IR1=2 (TELEPHONE), go to IR7.
 Otherwise go to IR6.

IR4

ir11sppresent

R11 IR4 AMT OF INTERVIW SP PRESENT

QUESTION TEXT:

About how much of the interview was the SP present for?

CODES

1	All of the time	IR6
2	Most of the time	IR6
3	Some of the time	IR6
4	Only for the cognition and/or performance parts	IR6
5	None of the time	

IR5

ir11spnotprs1	R11 IR5 REASON SP NOT PRESENT_SLEEP
ir11spnotprs2	R11 IR5 REASON SP NOT PRESENT_2ILL
ir11spnotprs3	R11 IR5 REASON SP NOT PRESENT_ALZH
ir11spnotprs4	R11 IR5 REASON SP NOT PRESENT_PRXYREQ
ir11spnotprs5	R11 IR5 REASON SP NOT PRESENT_INFCLTY
ir11spnotprs6	R11 IR5 REASON SP NOT PRESENT_OTHSFPY

QUESTION TEXT:

Select reason(s) why the SP wasn't present for the interview.

Select all that apply.

CODES

Code All That Apply

1	SP was sleeping	IR6
2	SP was too ill	IR6
3	SP has Alzheimer's/Dementia	IR6
4	Proxy request	IR6
5	SP in facility	IR6
91	Other (Specify)	

IR5A

IR5A

NOT ON FILE

QUESTION TEXT:

Explain why the SP wasn't present for the interview.

ENTER TEXT

Length

500

IR6

ir11intwhlp

R11 IR6 ANYONE HELP WITH INTVW

DISPLAY INSTRUCTIONS:

If PROXY flag = 1 (yes), display "and the proxy".

QUESTION TEXT:

Besides the SP {and the proxy}, was there anyone else who helped answer questions during the interview?

CODES

Code All That Apply

1	YES	
2	NO	BOX IR7
3	Interview was conducted by telephone	BOX IR7

IR6A	ir11prsnhlp1	R11 IR6A SPOUSE HELPED WITH INTVW
	ir11prsnhlp2	R11 IR6A CHILD HELPED WITH INTVW
	ir11prsnhlp3	R11 IR6A RELATIVE HELP WITH INTVW
	ir11prsnhlp4	R11 IR6A FRIEND HELPED WITH INTVW
	ir11prsnhlp5	R11 IR6A STAFF HELPED WITH INTVW
	ir11prsnhlp6	R11 IR6A AIDE HELPED WITH INTVW
	ir11prsnhlp91	R11 IR6A OTHER HELPED WITH INTVW

QUESTION TEXT:

Select type(s) of persons who helped answer questions during the interview.
 Select all that apply.

CODES	Code All That Apply
1	Spouse/Partner
2	Child of SP
3	Other relative
4	Friend/Neighbor
5	Staff person from place SP lives
6	Personal helper/aide
91	Other

BOX IR7	BOX IR7	NOT ON FILE
----------------	----------------	-------------

If IR4 = 5 (none of the time), go to IR8.
 Otherwise, go to IR7.

IR7	IR7	NOT ON FILE
------------	------------	-------------

QUESTION TEXT:

Did you encounter any problems of issues with administering the SP cognition section?

CODES		
1	Yes	
2	No	IR8
3	Not Administered	

IR7A	IR7A	NOT ON FILE
-------------	-------------	-------------

QUESTION TEXT:

Describe the SP cognition section problems, issues, or reasons not administered.

ENTER TEXT

Length 500

BOX IR7B	BOX IR7B	NOT ON FILE
-----------------	-----------------	-------------

Go to IR8.

IR7B	IR7B	NOT ON FILE
-------------	-------------	-------------

QUESTION TEXT:

Did you encounter any problems or issues with administering the clock drawing activity?

ENTER TEXT:

- 1 Yes
- 2 No IR8
- 3 Not Administered

IR7B1 IR7B1 NOT ON FILE

QUESTION TEXT:

Describe problems or issues with administering the clock drawing.

ENTER TEXT

Length 500

IR8 IR8 NOT ON FILE

QUESTION TEXT:

Did you encounter any problems or issues with CAPI?

CODES

- 1 Yes
- 2 No BOX IR10

IR8A IR8A NOT ON FILE

QUESTION TEXT:

Describe problem or issues with CAPI.

ENTER TEXT

Length 500

BOX IR10 BOX IR10 NOT ON FILE

If IR4 = 5 (none of the time), go to IR12.

Else go to IR12.

Otherwise, go to IR10.

IR10 IR10 NOT ON FILE

QUESTION TEXT:

Did you encounter any problems or issues with administering the physical activities?

CODE 3 (NOT ADMINISTERED) IF THE SP DID NOT ATTEMPT ANY OF THE PHYSICAL ACTIVITIES

CODES

- 1 YES
- 2 NO IR10B
- 3 Not Administered

PROGRAMMER INSTRUCTIONS:

If IR10 = 1 (YES) or 2 (NO), set PECOLLECT flag = 1 (YES).

IR10A IR10A NOT ON FILE

QUESTION TEXT:

Describe the physical activities problems, issues, or reasons not administered.

ENTER TEXT

Length

500

PROGRAMMER INSTRUCTIONS:

If IR10 = 1 (YES), go to IR10B.

Otherwise, go to IR11E.

IR10B

IR10B

NOT ON FILE

QUESTION TEXT:

Was the physical activities demonstration or the safety question “Do you think it would be safe to try this?” translated for the SP into a language other than English or Spanish?

CODES

1 Yes

2 No

IR11E

IR10C

IR10C

NOT ON FILE

QUESTION TEXT:

What language was the physical activity demonstration or the safety question “Do you think it would be safe to try this?” translated into?

Select one.

CODES

- 1 Arabic
- 2 Armenian
- 3 Bengali
- 4 Chinese – Cantonese
- 5 Chinese – Mandarin
- 6 Creole
- 7 Czech
- 8 Farsi
- 9 French
- 10 German
- 11 Greek
- 12 Gujarati
- 13 Hindi
- 14 Hungarian
- 15 Italian
- 16 Japanese
- 17 Korean
- 18 Laotian
- 19 Lithuanian
- 20 Punjabi
- 21 Polish
- 22 Portuguese
- 23 Russian
- 24 Slovak
- 25 Tagalog
- 26 Thai
- 27 Urdu

28 Vietnamese
91 Other (Specify)

PROGRAMMER INSTRUCTIONS:

If IR10C=1-28, go to IR11E.
Otherwise, go to IR10D.

IR10D **IR10D** NOT ON FILE

QUESTION TEXT:

Enter the other language that the physical activities were translated into.

ENTER TEXT

Length 25

IR11E **IR11E** NOT ON FILE

QUESTION TEXT:

Did you encounter any problems or issues with administering the tablet-based cognition activity?

CODES

1 Yes
2 No IR11G
 Not Administered

IR11F **IR11F** NOT ON FILE

QUESTION TEXT:

Describe the tablet-based cognition activity problems, issues, or reasons not administered.

ENTER TEXT

Length 500

IR11G **IR11G** NOT ON FILE

QUESTION TEXT:

Did you encounter any problems or issues with administering the vision activity?

CODES

1 Yes
2 No IR11I
3 Not Administered

IR11H **IR11H** NOT ON FILE

QUESTION TEXT:

Describe the vision activity problems, issues, or reasons not administered.

ENTER TEXT

Length 500

IR11I**IR11I**

NOT ON FILE

QUESTION TEXT:

Did you encounter any problems or issues with administering the hearing activity?

CODES

1	Yes	
2	No	BOX IR11K
3	Not Administered	

IR11J**IR11J**

NOT ON FILE

QUESTION TEXT:

Describe the hearing activity problems, issues, or reasons not administered.

ENTER TEXT

Length 500

BOX IR11K**BOX IR11K**

NOT ON FILE

If Accelflg = 1 (YES), go to IR11K.

Otherwise, go to IR12.

IR11K**IR11K**

NOT ON FILE

QUESTION TEXT:

Did you encounter any problems or issues with administering the actigraph activity?

CODES

1	Yes	
2	No	IR12
3	Not Administered	

IR11J**IR11J**

NOT ON FILE

QUESTION TEXT:

Describe the actigraph activity problems, issues, or reasons not administered.

ENTER TEXT

Length 500

IR12**Ir11sessions**

R11 IR12 MORE ONE INTVW SESSION

QUESTION TEXT:

Did you have to complete the SP interview in more than one session?

CODES

1	Yes	
2	No	IR12C

IR12A	ir11sessrsn1pt(1/2)	R11 IR12A MORE 1 SESSION SP TIRED PART (1/2)
	ir11sessrsn2pt(1/2)	R11 IR12A MORE 1 SESSION SP ILL PART (1/2)
	ir11sessrsn3pt(1/2)	R11 IR12A MORE 1 SESSION SCHEDULE PART (1/2)
	ir11sessrsn9 pt(1/2)	R11 IR12A MORE 1 SESSION OTHER PART (1/2)

QUESTION TEXT:

Select reason(s) for completing interview in more than 1 session.

Select all that apply

CODES

- 1 SP/Proxy too tired to complete in 1 session
- 2 SP/Proxy felt poorly/ill/SP's health
- 3 Schedule conflict for respondent
- 91 Other (Specify)

PROGRAMMER INSTRUCTIONS:

If 91 selected by itself or with any other response, go to IR12B.
Otherwise, go to IR12C.

IR12B	IR12B	NOT ON FILE
--------------	--------------	-------------

QUESTION TEXT:

Describe other reason why the interview was completed in more than 1 session.

ENTER TEXT

Length 500

BOX IR12B1	BOX IR12B1	NOT ON FILE
-------------------	-------------------	-------------

If Part 2 (SP Activities) = 20 (COMPLETE), go to IR12C.
Else If IR1 = 2 (BY PHONE), go to IR23.
Else go to IR12B1

IR12B1	IR12B1	NOT ON FILE
---------------	---------------	-------------

DISPLAY INSTRUCTIONS:

Display Activities Table Display from PE14 -ACTIVITIES TO SET UP AND DEMONSTRATE.

QUESTION TEXT:

TRANSFER INFORMATION TO FRONT PAGE OF ACTIVITIES BOOKLET AND AFFIX SP ID LABEL

ACTIVITY	ADMINISTER
1. BALANCE STANDS	{YES/NO}
2. WALKING COURSE	{YES/NO}
	{A. DOESN'T USE CANE/WALKER AROUND HOME/ B. SOMETIMES USES CANE/WALKER AROUND HOME/ C. ALWAYS USES CANE/WALKER AROUND HOME}
3. CHAIR STANDS	{YES/NO}
4. GRIP STRENGTH	{YES RIGHT/YES LEFT/NO}

PRESS 1 AND ENTER TO CONTINUE

IR12B2**IR12B2**

NOT ON FILE

DISPLAY INSTRUCTIONS:

Display screen for CC17 - INFORMATION PACKAGE ON NSOC

QUESTION TEXT:

WRITE THE NAME OF EACH HELPER LISTED BELOW ON NSOC LETTER AND PHONE PACKET ENVELOPE

{FIRSTNAME LASTNAME}

PRESS 1 AND ENTER TO CONTINUE

PROGRAMMER INSTRUCTIONS:

Go to IR23.

IR12C**ir11conhomapt**

R11 IR12C INTRV CONDTD AT HME/APT

QUESTION TEXT:

Was the entire interview conducted inside SP's home/apartment/unit?

CODES

1	Yes	IR13
2	No	
3	Entire interview conducted by telephone	IR23

IR12D**IR12D**

NOT ON FILE

QUESTION TEXT:

Describe where the interview was completed and why it was not administered in SP's

ENTER TEXT:

Length

500

IR12E**IR12E**

NOT ON FILE

QUESTION TEXT:

Did you go inside SP's home/apartment/unit?

CODES

1	YES	
2	NO	IR17

IR13**ir11condihom1**

R11 IR13 PAINT PEELING IN SP HOME

ir11condihom2

R11 IR13 PESTS IN SP HOME

ir11condihom3

R11 IR13 BROKN FURNITURE SP HOME

ir11condihom4

R11 IR13 FLOORING NEEDS REPAIR

ir11condihom5

R11 IR13 HOM OTHR TRIPPING HAZRD

DISPLAY INSTRUCTIONS:

Use "Same Question Stem" display.
If at IR13a, do not display question text in brackets.
Otherwise, display question text in brackets.

QUESTION TEXT:

```
{{}}Inside the SP's home/apartment/unit, did you observe...{{}}
{variable text [a-e]}
RESPONSE [1] a. peeling or flaking paint?
RESPONSE [2] b. evidence of pests (e.g., cockroaches, rodents, etc.)?
RESPONSE [3] c. broken furniture or lamps?
RESPONSE [4] d. flooring in need of repair (e.g., torn carpet, broken tiles, split wood)?
RESPONSE [5] e. other tripping hazards (e.g., pathways not clear, throw rugs not secured, electrical cords in path)?
```

CODES

1	Yes
2	No

PROGRAMMER INSTRUCTIONS:

Array the responses and variable text columns in the panel.
Display 'variable text' in the a-e sequence until all rows have been displayed.

IR14	ir11clutterr1	R11 IR14 CLUTTR IN INTERVIEW ROOM
	ir11clutterr2	R11 IR14 CLUTTR IN OTHR SP ROOMS

DISPLAY INSTRUCTIONS:

Use "Same Question Stem" display
If at IR14a, do not display question text in brackets.
Otherwise, display question text in brackets.
If at IR14b, display response option 4, "Could not see other rooms".

QUESTION TEXT:

```
{{}}How cluttered...{{}}
{variable text [a-b]}
RESPONSE [1] a. was the room where the interview was held?
RESPONSE [2] b. were the other rooms in the SP's home/apartment/unit?

1 Not at all cluttered
2 Somewhat cluttered
3 Very cluttered
4 Could not see other rooms
```

PROGRAMMER INSTRUCTIONS:

Array the responses and variable text columns in the panel.
Display 'variable text' in the a-b sequence until all rows have been displayed.

IR15	ir11areacond1	R11 IR15 LITTER GLASS ON SDWLK ST
	ir11areacond2	R11 IR15 GRAFFITI ON BUILDG WALLS
	ir11areacond3	R11 IR15 VACANT HOUSES OR STORES

DISPLAY INSTRUCTIONS:

Use "Same Question Stem" display.
If at IR15a, do not display question text in brackets.
Otherwise, display question text in brackets.

QUESTION TEXT:

REFER TO THE HOME ENVIRONMENT CHECKLIST EC2a-c ITEMS WHEN ANSWERING THESE QUESTIONS.

{{}} When standing in front of the SP's home/building, and looking around in every direction, how much of the following did you see?{{}}

{variable text [a-c]}

RESPONSE [1] a. Litter, broken glass, or trash, on sidewalks and streets?

RESPONSE [2] b. Graffiti on buildings and walls?

RESPONSE [3] c. Vacant or deserted houses or storefronts?

CODES

- | | |
|---|-------------------|
| 1 | None |
| 2 | A Little |
| 3 | Some |
| 4 | A lot |
| 5 | Could not observe |

PROGRAMMER INSTRUCTIONS:

Array the responses and variable text columns in the panel.

Display 'variable text' in the a-c sequence until all rows have been displayed.

IR16	ir11condhome1	R11 IR16 BROKEN WINDOWS IN HOME
	ir11condhome2	R11 IR16 CRUMBLING FOUNDTN IN HOME
	ir11condhome3	R11 IR16 MISSNG BRCKS SIDNG IN HM
	ir11condhome4	R11 IR16 ROOF PROBLEM IN HOME
	ir11condhome5	R11 IR16 BROKEN STEPS TO HOME
	ir11condhome6	R11 IR16 CONTINUOUS SIDEWALKS

DISPLAY INSTRUCTIONS:

Use "Same Question Stem" display.

If at IR16a, do not display question text in brackets.

Otherwise, display question text in brackets.

QUESTION TEXT:

REFER TO THE HOME ENVIRONMENT CHECKLIST EC3a-F ITEMS WHEN ANSWERING THESE QUESTIONS.

{{}}Standing in front of the SP's home/building, did it have...{{}}

{variable text [a-f]}

RESPONSE [1] a. any broken or boarded up windows?

RESPONSE [2] b. a crumbling foundation or open holes?

RESPONSE [3] c. missing bricks, siding, or other outside materials?

RESPONSE [4] d. roof problems (e.g., missing material, sagging, or a hole in roof)?

RESPONSE [5] e. uneven walking surfaces or broken steps in the area leading to the home/building?

RESPONSE [6] f. continuous sidewalks in both directions?

CODES

- | | |
|---|-------------------|
| 1 | Yes |
| 2 | No |
| 7 | Could not observe |

PROGRAMMER INSTRUCTIONS:

Array the responses and variable text columns in the panel.

Display 'variable text' in the a-f sequence until all rows have been displayed.

IR17	IR17	NOT ON FILE
-------------	-------------	-------------

QUESTION TEXT:

Are there any driving directions that you'd like to enter for the next round interviewer?

CODES

1	YES	
2	NO	IR23

IR17A	IR17A	NOT ON FILE
--------------	--------------	-------------

QUESTION TEXT:

Provide driving directions for the next round interviewer.

ENTER TEXT:

Length 500

IR23	IR23	NOT ON FILE
-------------	-------------	-------------

QUESTION TEXT:

Is there any information you have recorded in the CAPI SP interview that you would like the Home Office staff to correct?

CODES

1	Yes	
2	No	BOX IR24

IR23A	IR23A	NOT ON FILE
--------------	--------------	-------------

QUESTION TEXT:

Describe information you have recorded in the CAPI SP interview that you would like the Home Office staff to correct.

ENTER TEXT

Length 750

BOX IR24	IR24	NOT ON FILE
-----------------	-------------	-------------

If DECEASED flag = 1 (YES), go to IR25.
Otherwise, go to IR24.

IR24	IR24	NOT ON FILE
-------------	-------------	-------------

QUESTION TEXT:

Are there any other comments about the case or the interviewing situation that could help the next interviewer complete this case that you would like to make? Do not include comments about data corrections you want the home office to make.

CODES

1	Yes	
2	No	IR25

IR24A

IR24A

NOT ON FILE

QUESTION TEXT:

Describe other comments about the case or interviewing situation that could help the next interviewer complete this case. Do not include comments here about data corrections you want the home office to make.

ENTER TEXT

Length

750

IR25

IR25

NOT ON FILE

QUESTION TEXT:

Return to IMS

If Part 2 (SP Activities), finalize Part 2 (SP Activities) IRQ task as complete (code 20).
Else finalize SP IRQ task as complete (code 20).
Make LIP IP tasks available in IMS.

IMS will pull the PECOLLECT flag from NHATS Interview Task once task status = 20 (COMPLETE).

PROGRAMMER INSTRUCTIONS:

Return to IMS.

Finalize SP IRQ task as complete (code 20).
