

## NHATS Round 9

Section IS [INTERVIEW SETUP]

Sequence: 1

IS1 IS1 NOT ON FILE

### QUESTION TEXT:

YOU HAVE SELECTED CASE {CASE ID} FOR {SP}.

IF THIS IS CORRECT, PRESS 1 AND ENTER TO CONTINUE

TO SELECT ANOTHER CASE, BREAKOFF AND SELECT THE CORRECT CASE ID FROM THE IMS.

### ENTER TEXT

Length

1

IS2 is9resptype R9 IS2 TYPE OF RESPONDENT  
op9proxy R9 IS2 PROXY

### QUESTION TEXT:

SELECT TYPE OF RESPONDENT

### CODES

1	SAMPLE PERSON (SP)	BOX IS2C
2	PROXY	

### PROGRAMMER INSTRUCTIONS:

If IS2=2 (PROXY), SET PROXY FLAG = 1 (YES) AND DISPLAY APPROPRIATE PROXY DISPLAYS FOR ALL QUESTIONNAIRE ITEMS.

If PRELOAD DECEASED flag = 1 (YES) and code 1 is selected, display soft error message "SP WAS PREVIOUSLY

IDENTIFIED AS DECEASED. CONFIRM THAT SP IS STILL LIVING. IF SP IS DECEASED, SELECT CODE 2 FOR PROXY.

IS2A is9reasnprx1 R9 IS2A PROXY REAS SP DEMENTIA  
is9reasnprx2 R9 IS2A PROXY REAS SP ILL  
is9reasnprx3 R9 IS2A PRXY REAS SP SPCH IMPAIR  
is9reasnprx4 R9 IS2A PRXY REAS SP HEAR IMPAIR  
is9reasnprx5 R9 IS2A PROXY REAS LANG BARRIER  
is9reasnprx6 R9 IS2A PROXY REAS TEMP UNAVAIL  
is9reasnprx7 R9 IS2A PROXY REAS DECEASED  
is9reasnprx9 R9 IS2A PROXY REAS OTHER

### QUESTION TEXT:

SPECIFY REASON FOR PROXY

SELECT ALL THAT APPLY

### CODES

1	DEMENTIA/COGNITIVE/MENTAL IMPAIRMENT REPORTED BY PROXY	BOX IS2C
---	---	----------

2	SP TOO ILL/MAJOR PHYSICAL HEALTH ISSUES	BOX IS2C
3	SP SPEECH IMPAIRED	BOX IS2C
4	SP HEARING IMPAIRED	BOX IS2C
5	LANGUAGE BARRIER	BOX IS2C
6	SP TEMPORARILY UNAVAILABLE	IS2BC
7	SP DECEASED	BOX IS2C
91	OTHER (SPECIFY)	

**PROGRAMMER INSTRUCTIONS:**

Allow select all that apply.

If IS2A = 7 (DECEASED), display soft error message "YOU HAVE SELECTED SP DECEASED. IF SP IS STILL LIVING, SELECT A DIFFERENT OPTION. IF SP IS DECEASED, SELECT SUPPRESS TO CONFIRM."

If IS2A = 7 (DECEASED) AND 1-6 OR 91, display error message "INCONSISTENT ANSWER. SP DECEASED CANNOT BE SELECTED WITH OTHER PROXY REASONS."

IF PRELOAD DECEASED flag = 1 (YES) and code 7 not selected, display soft error message "SP WAS PREVIOUSLY IDENTIFIED AS DECEASED. CONFIRM THAT SP IS STILL LIVING. IF SP IS DECEASED, SELECT CODE 7, SP DECEASED."

If IS2A = 7 (DECEASED), set DECEASED flag = 1 (YES).

---

<b>IS2B</b>	<b>IS2B</b>	NOT ON FILE
-------------	-------------	-------------

**QUESTION TEXT:**

SPECIFY REASON FOR PROXY

**ENTER TEXT**

Length

50

**PROGRAMMER INSTRUCTIONS**

If IS2A = 6 (SP UNAVAILABLE), go to IS2B2.

Otherwise, go to BOX IS2C

---

<b>IS2B2</b>	<b>is9tempres</b>	R9 IS2B2 TEMPORARY RESIDENCE
--------------	-------------------	------------------------------

**QUESTION TEXT:**

SPECIFY WHERE SP IS TEMPORARILY RESIDING

IF NEEDED, ASK: Where is {SP} currently residing or staying?

**CODES**

1	HOSPITAL	BOX IS2C
2	NURSING HOME/REHAB CENR	BOX IS2C
91	OTHER (SPECIFY)	
	REFUSED	BOX IS2C
	DON'T KNOW	BOX IS2C

---

<b>IS2B3</b>	<b>IS2B3</b>	NOT ON FILE
--------------	--------------	-------------

**QUESTION TEXT:**

SPECIFY OTHER PLACE SP IS TEMPORARILY RESIDING.

**ENTER TEXT**

Length

50

**BOX IS2C****BOX IS2C****NOT ON FILE**

IF CASE IS A RESTART (CAPI STATUS CODE 12) AND IS2=1 (SP) AND (SP AUDIO ASSENT=1 (YES) OR SP AUDIO ASSENT=2 (NO)), GO TO IS3.

ELSE IF CASE IS A RESTART (CAPI STATUS CODE 12) AND IS2=2 (PROXY) AND (PROXY AUDIO ASSENT=1 (YES) OR PROXY AUDIO ASSENT=2 (NO)), GO TO IS3.

ELSE GO TO IS2C.

**IS2C****IS2C****NOT ON FILE****DISPLAY INSTRUCTIONS:**

DO NOT DISPLAY RESPONSE CODES AND LABELS

**QUESTION TEXT:**

During the course of the study, we would like to record some of the questions and answers for training and data quality. I'd like to continue now, unless you have any questions.

PRESS 1 AND ENTER TO CONTINUE

IF RESPONDENT REFUSES TO ALLOW AUDIO RECORDING, PRESS 7 AND ENTER

**CODES**

1	CONSENT TO RECORDING	IS3
7	REFUSE CONSENT TO RECORD	IS2D

**PROGRAMMER INSTRUCTIONS:**

IF IS2C=1 (OK TO RECORD), SET AUDIORECORDING FLAG=1 (YES).

IF RESPONDENT TYPE AT IS2=1 (SP), SET SPAUDIOASSENT FLAG=1 (YES).

IF RESPONDENT TYPE AT IS2=2 (PROXY), SET PROXYAUDIOASSENT FLAG=1 (YES).

ELSE IF IS2C=7 (REFUSED TO RECORD), SET AUDIORECORDING FLAG =2 (NO).

IF RESPONDENT TYPE AT IS2=1 (SP), SET SPAUDIOASSENT FLAG = 2 (NO).

IF RESPONDENT TYPE AT IS2=2 (PROXY), SET PROXYAUDIOASSENT=2 (NO).

DO NOT DISPLAY THIS SCREEN ON BACK UP OR RESTARTS (CASE STATUS = 12 (STARTED) UNLESS RESPONDENT TYPE IS CHANGED AT IS2 ON RESTART (CASE STATUS = 12 (STARTED)).

**IS2D****IS2D****NOT ON FILE****QUESTION TEXT:**

That's fine. The interview will not be recorded.

PRESS 1 AND ENTER TO CONTINUE

**ENTER TEXT**

Length

1

**IS3****IS3****NOT ON FILE****DISPLAY INSTRUCTIONS:**

If IS2A=7 (SP DECEASED), display "was".

Otherwise, display "is".

**QUESTION TEXT:**

Before we start, I just want to confirm that {your/SP's} name {is/was} {SP'S FIRST NAME} {SP'S MIDDLE NAME} {SP'S LAST NAME}. Is that correct?

SPELL OUT SP'S NAME. CONFIRM SPELLING.

**CODES**

1	YES	BOX IS8
2	NO	

**PROGRAMMER INSTRUCTIONS:**

If Breakoff at or before this screen, do not save any data and set case status = 11 (READY).

**IS3A**

**IS3A**

NOT ON FILE

**DISPLAY INSTRUCTIONS:**

Display preloaded SP name in the response fields.

Display "FIRST" in bold underlined text.

Display SP first name in fill as bold underlined.

If IS2A=7 (SP DECEASED), display "was".  
Otherwise, display "is".

**QUESTION TEXT:**

What {is/was} the correct spelling of {your/SP's} full name?

{FIRST NAME} {MIDDLE NAME} {LAST NAME}

CORRECT FIRST NAME. CONFIRM SPELLING

**ENTER TEXT**

Length 25

**PROGRAMMER INSTRUCTIONS:**

Display IS3a, 3b, and 3c on the same screen.

**IS3B**

**IS3B**

NOT ON FILE

**DISPLAY INSTRUCTIONS:**

Display "MIDDLE" in bold underlined text.

Display SP middle name in fill as bold underlined.

If IS2A=7 (SP DECEASED), display "was".  
Otherwise, display "is".

**QUESTION TEXT:**

What {is/was} the correct spelling of {your/SP's} full name?

{FIRST NAME} {MIDDLE NAME} {LAST NAME}

CORRECT MIDDLE NAME. CONFIRM SPELLING

PRESS ENTER IF NO MIDDLE NAME OR INITIAL

**ENTER TEXT**

Length 25

**PROGRAMMER INSTRUCTIONS:**

Display IS3a, 3b, and 3c on the same screen.

Allow empty.

**IS3C**

**IS3C**

NOT ON FILE

**DISPLAY INSTRUCTIONS:**

Display "LAST" in bold underlined text.

Display SP last name in fill as bold underlined.

If IS2A=7 (SP DECEASED), display "was".

Otherwise, display "is".

**QUESTION TEXT:**

What {is/was} the correct spelling of {your/SP's} full name?

{FIRST NAME} {MIDDLE NAME} {LAST NAME}

CORRECT LAST NAME. CONFIRM SPELLING

**ENTER TEXT**

Length

25

**PROGRAMMER INSTRUCTIONS:**

Write corrected SP name to the person roster.

Set flag to indicate SP name was updated.

---

**BOX IS8**

**BOX IS8**

NOT ON FILE

Write SP name (if corrected at IS3a-c) to the PERSON ROSTER.

Set relationship to SP = 1 (SAMPLE PERSON).

If IS2 = 1 (SP), to Section RE - Residence.

If IS2 = 2 (PROXY), go to IS8.

---

**IS8**

**IS8**

NOT ON FILE

**DISPLAY INSTRUCTIONS:**

Display PERSON ROSTER with FIRST NAME, LAST NAME, and RELATIONSHIP TO SP.

Display "NOT ON LIST" as first roster option.

**QUESTION TEXT:**

What is your name?

CHOOSE PERSON FROM LIST.

**PROGRAMMER INSTRUCTIONS:**

If existing ROSTER MEMBER selected, set PROXY RESP CURRENT INT FLAG = 1 for ROSTER MEMBER and go to IS11.

Otherwise, go to IS8A.

---

**IS8A**

**IS8A**

NOT ON FILE

**DISPLAY INSTRUCTIONS:**

Display "first" in bold underlined text.

**QUESTION TEXT:**

What is your full name?

ENTER FIRST NAME. CONFIRM SPELLING

**ENTER TEXT**

Length

25

**PROGRAMMER INSTRUCTIONS:**

Display IS8A, IS8B, and IS8C on the same screen.

Write ROSTER MEMBER to next open position on PERSON ROSTER.

Set PROXY RESP CURRENT INT FLAG = 1 for ROSTER MEMBER.

---

**IS8B**

**IS8B**

NOT ON FILE

**DISPLAY INSTRUCTIONS:**

Display "middle" in bold underlined text.

**QUESTION TEXT:**

ENTER MIDDLE NAME. CONFIRM SPELLING

PRESS ENTER IF NO MIDDLE NAME OR INITIAL.

**ENTER TEXT**

Length

25

**PROGRAMMER INSTRUCTIONS:**

Display IS8A, IS8B, and IS8C on the same screen.

Allow empty.

---

**IS8C**

**IS8C**

NOT ON FILE

**DISPLAY INSTRUCTIONS:**

Display "last" in bold underlined text.

**QUESTION TEXT:**

ENTER LAST NAME. CONFIRM SPELLING

**ENTER TEXT**

Length

25

**PROGRAMMER INSTRUCTIONS:**

Display IS8A, IS8B, and IS8C on the same screen.

---

**IS9**

**is9prxyrelat**

R9 IS9 PROXY RELATIONSHIP TO SP

**op9relatnshp**

R9 RELASHIP TO SP UPDATE AND NEW

**DISPLAY INSTRUCTIONS:**

Display PROXY RELATIONSHIP CODE LIST.

**QUESTION TEXT:**

How are you related to {SP}?

IF NEEDED: Are you {his/her}....?

CODE RELATIONSHIP OF PROXY TO SP

**CODES**

2	SPOUSE/PARTNER
3	DAUGHTER
4	SON
5	DAUGHTER-IN-LAW
6	SON-IN-LAW
7	STEPDAUGHTER
8	STEPSON
9	SISTER
10	BROTHER
11	SISTER-IN-LAW
12	BROTHER-IN-LAW
13	MOTHER
14	STEPMOTHER
15	MOTHER-IN-LAW
16	FATHER
17	STEPFATHER
18	FATHER-IN-LAW
19	GRANDDAUGHTER
20	GRANDSON
21	NIECE
22	NEPHEW
23	AUNT
24	UNCLE
25	COUSIN
26	STEPDAUGHTER'S SON/DAUGHTER
27	STEPSON'S SON/DAUGHTER
28	DAUGHTER-IN-LAW'S SON/DAUGHTER
29	SON-IN-LAW'S SON/DAUGHTER
30	BOARDER/RENTER
31	PAID AIDE/HOUSEKEEPER/EMPLOYEE
32	ROOMMATE
33	EX-WIFE/EX-HUSBAND
34	BOYFRIEND/GIRLFRIEND
35	NEIGHBOR
36	FRIEND
37	SOMEONE/SERVICE AT THE PLACE SP LIVES/LIVED
91	OTHER RELATIVE
92	OTHER NONRELATIVE

**PROGRAMMER INSTRUCTIONS:**

If code = 2 (SPOUSE/PARTNER), 3 (DAUGHTER), 4 (SON), 7 (STEPDAUGHTER), OR 8 (STEPSON) selected for new addition to the roster, display soft error message, "UNLIKELY RESPONSE. REVIEW NAMES AND RELATIONSHIPS ON ROSTER AT IS8 TO MAKE SURE PERSON DOESN'T ALREADY EXIST ON THE ROSTER."

If 3 (daughter), 5 (daughter-in-law), 7 (stepdaughter), 9 (sister), 11 (sister-in-law), 13 (mother), 14 (stepmother), 15 (mother-in-law), 19 (granddaughter), 21 (niece), or 23 (aunt) selected, set IS10= 2 (female) and go to BOX IS11.

ELSE If 4 (son), 6 (son-in-law), 8 (stepson), 10 (brother), 12 (brother-in-law), 16 (father), 17 (stepfather), 18 (father-in-law), 20 (grandson), 22 (nephew), or 24 (uncle) selected, set IS10 = 1 (male) and go to BOX IS11.

If IS9 = 91 or 92, go to IS9a.

Otherwise, GO TO IS10.

IS9A

IS9A

NOT ON FILE

QUESTION TEXT:

SPECIFY RELATIONSHIP OF PROXY TO {SP}

ENTER TEXT

Length

50

IS10

is9prxygender

R9 IS10 PROXY GENDER

op9dgender

R9 D GENDER UPDATE AND NEW

QUESTION TEXT:

CODE GENDER OF PROXY

IF GENDER IS OBVIOUS, CODE WITHOUT ASKING

OTHERWISE ASK: Are you male or female?

CODES

- |   |        |
|---|--------|
| 1 | MALE   |
| 2 | FEMALE |

BOX IS11

BOX IS11

NOT ON FILE

Write PROXY relationship and gender to PERSON ROSTER.

IS11

is9famrrutin

R9 IS11 FAMILRTY SP DAILY ROUTIN

DISPLAY INSTRUCTIONS:

If IS2A=7 (SP DECEASED), display "were" and "in the last month of {his/her} life" and "Were"  
Otherwise, display "are" and "Are".

QUESTION TEXT:

How familiar {are/were} you with {SP}'s daily routine {in the last month of {his/her} life}? {Are/Were} you very familiar, somewhat familiar, a little familiar, or not at all familiar?

CODES

- |   |                     |
|---|---------------------|
| 1 | VERY FAMILIAR       |
| 2 | SOMEWHAT FAMILIAR   |
| 3 | A LITTLE FAMILIAR   |
| 4 | NOT AT ALL FAMILIAR |
|   | REFUSED             |
|   | DON'T KNOW          |

BOX IS11A

BOX IS11A

NOT ON FILE

If IS2A=7 (DECEASED) or LAST INT INHOUSEHHOLD flag=1 (YES) for proxy, go to BOX IS12A.

Else if proxy's relationship to SP = 35 or 37-40, go to BOX IS12A.

Otherwise, go to IS11A.



---

**IS11A****is9proxlivsp**

R9 IS11A PROXY LIVES W SP

**op9prsninh**

R9 OP IN HOUSEHOLD UPDATE AND NEW

**QUESTION TEXT:**

Do you live here with {SP}?

**CODES**

- |   |            |
|---|------------|
| 1 | YES        |
| 2 | NO         |
|   | REFUSED    |
|   | DON'T KNOW |

**PROGRAMMER INSTRUCTIONS:**

If IS11A = 1 (YES), set INHOUSEHOLD flag = 1 (YES) for PROXY PERSON.

---

**BOX IS12A****BOX IS12A**

NOT ON FILE

If ROSTER MEMBER has PROXY RESP CURRENT INT flag = 1 (YES) and PROXY RESP LAST INT flag = 1 (YES) and relationship code = 3 (DAUGHTER), 4 (SON), 7 (STEPDAUGHTER), or 8 (STEPSON), or if ROSTER MEMBER was added in CURRENT INT and ROSTER MEMBER has relationship code = 3 (DAUGHTER), 4 (SON), 7 (STEPDAUGHTER), or 8 (STEPSON), or if ROSTER MEMBER was added in CURRENT INT and ROSTER MEMBER has INHOUSEHOLD flag = 1 (YES) and relationship code = 5-6, 9-24, go to IS12a.

Otherwise, go to Section RE - Residence.

---

**IS12A****op9birthmth (Sensitive)**R9 OTHER PERSON MONTH OF BIRTH  
UPDATE AND NEW**DISPLAY INSTRUCTIONS:**

Display "MONTH" in underline text.

**QUESTION TEXT:**

What is your date of birth?

ENTER MONTH

**ENTER NUMBER**

- |            |         |
|------------|---------|
| Range      | 1 to 12 |
| Soft Range | 1 to 12 |
| REFUSED    |         |
| DON'T KNOW |         |

**PROGRAMMER INSTRUCTIONS:**

Display IS12A, IS12B, and IS12c on the same screen.

---

**IS12B****IS12B**

NOT ON FILE

**DISPLAY INSTRUCTIONS:**

Display "DAY" in underline text.

**QUESTION TEXT:**

[What is your date of birth?]

ENTER DAY

**ENTER NUMBER**

- |            |         |
|------------|---------|
| Range      | 1 to 31 |
| Soft Range | 1 to 31 |

REFUSED  
DON'T KNOW

**PROGRAMMER INSTRUCTIONS:**

Display IS12A, IS12B, and IS12C on the same screen.

**IS12C**

**op9birthyear(Sensitive)**

R9 OTHER PERSON YEAR OF BIRTH  
UPDATE AND NEW

**DISPLAY INSTRUCTIONS:**

Display "YEAR" in underline text.

**QUESTION TEXT:**

[What is your date of birth?]

ENTER YEAR

**ENTER NUMBER**

REFUSED  
DON'T KNOW

**PROGRAMMER INSTRUCTIONS:**

Display IS12A, IS12B, and IS12C on the same screen.

Hard range: CURRENT YEAR - 110.

Soft range: (CURRENT YEAR - 20) - (CURRENT YEAR - 75).

If IS12C violates hard range, display error message "YEAR OF BIRTH OUTSIDE OF RANGE. VERIFY WITH RESPONDENT AND RE-ENTER."

Write birth month, day, and year from IS12a, b, and c to the PERSON ROSTER for roster member.

If IS12A and IS12B and IS12C <> RF or DK, compute PERSON AGE as (CURRENT DATE - IS12a-c DOB) and prefill IS13.

Otherwise, go to Section RE - Residence.

**IS13**

**op9age (Sensitive)**

R9 OTH PERSON AGE UPDATE AND NEW

**op9dage**

R9 D OP CAT AGE UPDATE AND NEW

**DISPLAY INSTRUCTIONS:**

For "CALCULATED AGE", display age computed at IS12.

**QUESTION TEXT:**

That makes you {CALCULATED AGE} today. Is that correct?

**CODES**

1	YES	Section RE
2	NO	IS12A
	REFUSED	Section RE
	DON'T KNOW	Section RE

**PROGRAMMER INSTRUCTIONS:**

If IS13 = 1 (YES), write PERSON AGE to PERSON ROSTER.

**Derived Variables From Items in IS Section**

<b>r9d2intvrage</b>	R9 D SP CAT AGE AT INTVW
<b>r9dintvrage (Sensitive)</b>	R9 D AGE OF SP AT INTERVIEW

is9dproxyid	R9 D PROXY OPID
op9dage	R9 D OP CAT AGE UPDATE AND NEW
op9dgender	R9 D GENDER UPDATE AND NEW

## NHATS Round 9

Section RE [RESIDENCE]

Sequence: 2

RE3

RE3

NOT ON FILE

### DISPLAY INSTRUCTIONS:

If IS2A=7 (SP DECEASED), display "at the time {he/she} died" and "lived".

Otherwise, display "lives".

Display updated IMS Address 1, Address 2, City, State, Zip.

If DECEASED flag = 1 (YES) and FACILITY flag = 1 (YES), display preloaded LAST INT Facility name or from IMS if updated.

### QUESTION TEXT:

Now I need to confirm {your/SP's} address {at the time {he/she} died}. According to our records, {you live}/{he/she}/{lives/lived} at [READ ADDRESS BELOW]

CONFIRM SPELLING

{Facility Name}

{Address 1}

{Address 2}

{City}, {State} {Zip}

IF COMPLETE ADDRESS NOT DISPLAYED, ENTER 2.

[Is that correct?]

### CODES

1	YES	RE4F
2	NO	
	REFUSED	
	DON'T KNOW	

BOX RE4

BOX RE4

NOT ON FILE

### QUESTION TEXT:

If DECEASED flag = 1 (YES) and LAST INT Facility Name is not blank, go to RE4.

Otherwise, go to RE4a.

RE4

RE4

NOT ON FILE

### DISPLAY INSTRUCTIONS:

Display preloaded SP address and facility name in the question text.

Display preloaded LAST INT facility name.

Display RE4a, 4b, 4c, 4d, and 4e on the same screen.

Display {Address 1}, {Address 2}, {City}, {State}, and {Zip} fields as lighter "grayed-out" text.

Display "facility name" as underlined text.

### QUESTION TEXT:

What was {SP}'s facility name at the time {he/she} died?

CONFIRM SPELLING.

IF NO FACILITY NAME, ENTER 95.

{Facility Name}  
{Address 1}  
{Address 2}  
{City}, {State} {Zip}

**ENTER TEXT**

Length

75

---

**RE4A**

**RE4A**

NOT ON FILE

**DISPLAY INSTRUCTIONS:**

Display preloaded SP address in the question text.  
Display preloaded address line 1 in the response field if available.  
Display RE4a, 4b, 4c, 4d, and 4e on the same screen.  
Display {Address 2}, {City}, {State}, and {Zip} fields as lighter "grayed-out" text.  
Display "address" as underlined text.

Display preloaded SP address in the question text.

If DECEASED flag = 1 (YES), display "was" and "at the time {he/she} died".  
Otherwise, display "is".

**QUESTION TEXT:**

What {is/was} address {at the time {he/she} died?

CONFIRM SPELLING.

{Address 1}  
{Address 2}  
{City}, {State} {Zip}

**ENTER TEXT**

Length

25

---

**RE4B**

**RE4B**

NOT ON FILE

**DISPLAY INSTRUCTIONS:**

Display preloaded SP address in the question text  
Display preloaded address line 2 in the response field if available  
Display RE4a, 4b, 4c, 4d, and 4e on the same screen  
Display {Address 1}, {City}, {State}, and {Zip} fields as lighter "grayed out" text.  
Display "address" as underlined text

Display preloaded SP address in the question text.

If DECEASED flag = 1 (YES), display "was" and "at the time {he/she} died".  
Otherwise, display "is".

**QUESTION TEXT:**

[What {is/was} {your/SP's} address {at the time {he/she} died}?]

CONFIRM SPELLING.

IF NO APT/SUITE NUMBER, PRESS ENTER TO CONTINUE.

{Address 1}

{Address 2}  
{City}, {State} {Zip}

ENTER TEXT

Length

50

**PROGRAMMER INSTRUCTIONS:**

Allow empty

**RE4C**

**re9spadrscty (Restricted)**

R9 RE SP ADDRESS CITY

**DISPLAY INSTRUCTIONS:**

Display preloaded SP address in the question text  
Display preloaded city in the response field if available.  
Display RE4a, 4b, 4c, 4d, and 4e on the same screen.  
Display {Address 1}, {Address 2}, {State}, and {Zip} fields as lighter "grayed out" text.  
Display "city" as underlined text.

Display preloaded SP address in the question text.

If DECEASED flag = 1 (YES), display "was" and "at the time {he/she} died".  
Otherwise, display "is".

**QUESTION TEXT:**

[What {is/was} {your/SP's} city {at the time {he/she} died}?]

CONFIRM SPELLING

{Address 1}  
{Address 2}  
{City}, {State} {Zip}

ENTER TEXT

Length

25

**RE4D**

**re9spadrsstt (Restricted)**

R9 RE SP ADDRESS STATE

**DISPLAY INSTRUCTIONS:**

Display preloaded SP address in the question text  
Display preloaded state in the response field if available.  
Display RE4a, 4b, 4c, 4d, and 4e on the same screen.  
Display {Address 1}, {Address 2}, {City}, and {Zip} fields as lighter "grayed out" text.  
Display "state" as underlined text.

Display preloaded SP address in the question text.

If DECEASED flag = 1 (YES), display "was" and "at the time {he/she} died".  
Otherwise, display "is".

**QUESTION TEXT:**

[What {is/was} {your/SP's} state {at the time {he/she} died}?]

TYPE THE FIRST LETTER OF THE STATE, THEN USE ARROW KEYS IF NEEDED TO LOCATE STATE, AND  
PRESS ENTER TO SELECT

{Address 1}  
{Address 2}  
{City}, {State} {Zip}

ENTER TEXT

Length

2

**PROGRAMMER INSTRUCTIONS:**

Use lookup file of state names

**RE4E****re9spadrszip (Restricted)**

R9 RE SP ADDRESS ZIP CODE

**DISPLAY INSTRUCTIONS:**

Display preloaded SP address in the question text  
 Display preloaded zip code in the response field if available.  
 Display RE4a, 4b, 4c, 4d, and 4e on the same screen.  
 Display {Address 1}, {Address 2}, {City}, and {Zip} fields as lighter "grayed out" text.  
 Display "zip code" as underlined text.

Display preloaded SP address in the question text.

If DECEASED flag = 1 (YES), display "was" and "at the time {he/she} died".  
 Otherwise, display "is".

**QUESTION TEXT:**

[What {is/was} {your/SP's} zip code {at the time {he/she} died}?]

ENTER A 5-DIGIT ZIP CODE

{Address 1}  
 {Address 2}  
 {City}, {State} {Zip}

**ENTER TEXT**

Length

5

**PROGRAMMER INSTRUCTIONS:**

5-digit entry required. If less than 5 digits entered, display ErrorMessage #11.

Write updated Address 1, Address 2, City, State, and Zip fields to the IMS.

**RE4F****re9spadrsnew**

R9 RE4F SP ADDRESS SAME OR DIFF

**DISPLAY INSTRUCTIONS:**

If DECEASED FLAG = 1 (YES), display "DIED", "{Facility Name}, "was", "at the time {he/she} died", "{he/she} was", and (" , FACILITY NAME" if FACILITY NAME <> 95).  
 Otherwise, display "is", "now", and "LIVES".

Display current and last address fields in 2 columns.

For CURRENT ADDRESS, display updated Facility Name, Address 1, Address 2, City, State, and Zip fields from RE4a-e.

For LAST ADDRESS, display preloaded LAST INT Facility Name, LAST INT Address 1, LAST INT Address 2, LAST INT City, LAST INT State, and LAST INT Zip fields.

**QUESTION TEXT:**

SPECIFY IF SP {LIVES/DIED} AT SAME RESIDENCE AS LAST INTERVIEW:

**CURRENT ADDRESS:**

{Facility Name}  
 {Address 1}  
 {Address 2}  
 {City}, {State} {Zip}

**LAST ADDRESS:**

{LAST INT Facility Name}  
 {LAST INT Address 1}  
 {LAST INT Address 2}  
 {LAST INT City}, {LAST INT State} {LAST INT Zip}

IF NEEDED: Is the place {you are/SP {is/was}} living at {now/at the time {he/she} died} the same place that {you were/{he/she} was} living at the time of the last interview?

ENTER 2 IF DIFFERENT RESIDENCE, INCLUDING AN APT# OR UNIT #.

ENTER 3 IF SAME RESIDENCE WITH MINOR ADDRESS CORRECTIONS (SPELLING, ZIP CODE{, FACILITY NAME})

**CODES**

- |   |  |
|---|--|
| 1 | YES, SAME ADDRESS                        |
| 2 | NO, DIFFERENT ADDRESS                    |
| 3 | YES, SAME ADDRESS WITH MINOR CORRECTIONS |

**PROGRAMMER INSTRUCTIONS:**

If RE4f = 2 (DIFFERENT ADDRESS), set NEW RESIDENCE flag = 1 (YES).

If [RE4f = 1 (SAME ADDRESS) or 3 (SAME ADDRESS WITH CORRECTIONS)], set HOTYPE flag = LAST INT HOTYPE flag.

If [RE4f = 1 (SAME ADDRESS) or 3 (SAME ADDRESS WITH CORRECTIONS)] and LAST INT FACILITY flag = 1 (YES), set FACILITY flag = 1 (YES).

If [RE4f = 1 (SAME ADDRESS) or 3 (SAME ADDRESS WITH CORRECTIONS)] and LAST INT RETIREMENT COMMUNITY flag = 1 (YES), set RETIREMENT COMMUNITY flag = 1 (YES).

---

<b>BOX RE5</b>	<b>BOX RE5</b>	NOT ON FILE
----------------	----------------	-------------

**QUESTION TEXT:**

If DECEASED flag = 1 (YES) and RE4f = 2 (DIFFERENT ADDRESS), go to BOX RE10.

Else if DECEASED flag = 1 (YES), go to RE12.

Otherwise, go to RE5.

---

<b>RE5</b>	<b>RE5</b>	NOT ON FILE
------------	------------	-------------

**QUESTION TEXT:**

Is this {your/SP's} mailing address?

**CODES**

- |   |            |     |
|---|------------|-----|
| 1 | YES        | RE7 |
| 2 | NO         |     |
|   | REFUSED    | RE7 |
|   | DON'T KNOW | RE7 |

---

<b>RE6A</b>	<b>RE6A</b>	NOT ON FILE
-------------	-------------	-------------

**DISPLAY INSTRUCTIONS:**

Display RE6a, 6b, 6c, 6d, and 6e on the same screen

Display "address" as underlined text.

**QUESTION TEXT:**

What is {your/SP's} mailing address?

CONFIRM SPELLING

**ENTER TEXT**

Length	25
--------	----

---

<b>RE6B</b>	<b>RE6B</b>	NOT ON FILE
-------------	-------------	-------------



**DISPLAY INSTRUCTIONS:**

Display RE6a, 6b, 6c, 6d, and 6e on the same screen  
Display “address” as underlined text.

**QUESTION TEXT:**

[What is {your/SP's} mailing address?]

CONFIRM SPELLING

IF NO APT/SUITE NUMBER, PRESS ENTER TO CONTINUE

**ENTER TEXT**

Length

50

**PROGRAMMER INSTRUCTIONS:**

Allow empty

---

**RE6C****RE6C****NOT ON FILE****DISPLAY INSTRUCTIONS:**

Display RE6a, 6b, 6c, 6d, and 6e on the same screen  
Display “city” as underlined text.

**QUESTION TEXT:**

[What is {your/SP's} mailing city?]

CONFIRM SPELLING

**ENTER TEXT**

Length

25

---

**RE6D****RE6D****NOT ON FILE****DISPLAY INSTRUCTIONS:**

Display RE6a, 6b, 6c, 6d, and 6e on the same screen  
Display “state” as underlined text.

**QUESTION TEXT:**

[What is {your/SP's} mailing state?]

TYPE THE FIRST LETTER OF THE STATE, THEN USE ARROW KEYS IF NEEDED TO LOCATED STATE, AND  
PRESS ENTER TO SELECT

**ENTER TEXT**

Length

2

**PROGRAMMER INSTRUCTIONS:**

Use lookup file of state names

---

**RE6E****RE6E****NOT ON FILE****DISPLAY INSTRUCTIONS:**

Display RE6a, 6b, 6c, 6d, and 6e on the same screen  
Display “zip code” as underlined text.

**QUESTION TEXT:**

[What is {your/SP's} mailing zip code?]

ENTER A 5-DIGIT ZIP CODE

**ENTER TEXT**

**PROGRAMMER INSTRUCTIONS:**

5-digit entry required. If less than 5 digits entered, display Error Message #11.

**RE7****re9intplace**

R9 RE7 SP INT AT PLACE OF RES

**DISPLAY INSTRUCTIONS:**

For CURRENT ADDRESS, if RE3 = 1 (YES), display updated IMS Facility Name, Address 1, Address 2, City, State, Zip.

Otherwise, display updated Address 1, Address 2, City, State, and Zip fields from RE4a-e.

**QUESTION TEXT:**

SPECIFY IF INTERVIEW IS BEING CONDUCTED AT SP'S PLACE OF RESIDENCE.

CURRENT ADDRESS:

{Facility Name}

{Address 1}

{Address 2}

{City}, {State} {Zip}

**CODES**

1	YES
2	NO

**PROGRAMMER INSTRUCTIONS:**

If RE7 = 1 (YES), set INT AT PLACE OF RESIDENCE flag = 1 (YES).

**BOX RE8****BOX RE8**

NOT ON FILE

**QUESTION TEXT:**

If NEW RESIDENCE flag NE 1 and LAST INT AT PLACE OF RESIDENCE flag = 1 (YES) and LAST INT STRUCTURE flag = 1-3 and HOTYPE flag <> blank, set CURRENT INT STRUCTURE flag = LAST INT STRUCTURE flag and CURRENT INT NUMFLOORS flag = LAST INT NUMFLOORS flag, and go to Section HC – HEALTH CONDITIONS.

Otherwise, go to RE8.

**RE8****re9newstrct**

R9 RE8 NEW RESID PHYS STRUC IN R9

**re9dresistrct**

R9 D RESIDNCE PHYSICAL STRCTUR

**DISPLAY INSTRUCTIONS:**

If INT AT PLACE OF RESIDENCE FLAG = 1 (YES), display “CODE PHYSICAL STRUCTURE OF SP'S RESIDENCE.” and “IF SP OCCUPIES ONE ROOM OF A FREE-STANDING OR ATTACHED SINGLE HOUSE, SELECT THE CODE THAT DESCRIBES THE OVERALL PHYSICAL STRUCTURE.”

Otherwise, display “SHOWCARD RE1” and “Which of these best describes the physical structure of the building where {you live/SP lives}?”.

**QUESTION TEXT:**

{SHOWCARD RE1}

{CODE PHYSICAL STRUCTURE OF SP'S RESIDENCE./Which of these best describes the physical structure of the building where {you live/SP lives}?”}

{IF SP OCCUPIES ONE ROOM OF A FREE-STANDING OR ATTACHED SINGLE HOUSE, SELECT THE CODE THAT DESCRIBES THE OVERALL PHYSICAL STRUCTURE.}

**CODES**

1	FREE-STANDING (DETACHED) SINGLE HOUSE	BOX RE10
2	SINGLE HOUSE BUT ATTACHED TO OTHERS (ROW HOUSE, TOWNHOUSE, DUPLEX, TRIPLEX, OR TRIPLE DECKER)	BOX RE10
3	MOBILE HOME OR TRAILER	BOX RE10
4	MULTI-UNIT (2+) BUILDING	RE9
91	OTHER (SPECIFY)	

**PROGRAMMER INSTRUCTIONS:**

If 1, 2, or 3 is selected set CURRENT INT STRUCTURE flag=1 (HOUSE) and use display text of "home"  
 Else if 4 is selected set CURRENT INT STRUCTURE flag=2 (MULTI-UNIT) and use display text of "building"  
 Else if 91 is selected set CURRENT INT STRUCTURE flag=3 (OTHER) and use display text of "building"  
 IF RE1 = 91 (OTHER), display soft error message "YOU HAVE SELECTED OTHER TYPE OF STRUCTURE. SELECT THE STRUCTURE THAT LOOKS MOST LIKE SP'S RESIDENCE:  
 CODE 1 "FREE-STANDING (DETACHED) SINGLE HOUSE"  
 CODE 2 "SINGLE HOUSE BUT ATTACHED TO OTHERS"  
 CODE 3 "MOBILE HOME OR TRAILER"  
 CODE 4 "MULTI-UNIT (2+) BUILDING"

**RE8A****RE8A**

NOT ON FILE

**QUESTION TEXT:**

SPECIFY TYPE OF STRUCTURE

**ENTER TEXT**

Length

25

**RE9****re9newblgfl**

R9 RE9 NEW RESID BLDG FLOORS IN R9

**re9dbldg**

R9 D SP BLDG MORE THAN ONE FLOOR

**DISPLAY INSTRUCTIONS:**

If INT AT PLACE OF RESIDENCE FLAG = 1 (YES), display "CODE NUMBER OF FLOORS OF STRUCTURE".

Otherwise, display "Does the building where {you live/SP lives/SP was living at the time {he/she} died} have one floor or more than one floor?"

**QUESTION TEXT:**

{CODE NUMBER OF FLOORS OF STRUCTURE/Does the building where {you live/SP lives} have one floor or more than one floor?}

**CODES**

1	BUILDING HAS ONE FLOOR
2	BUILDING HAS MULTIPLE FLOORS

**PROGRAMMER INSTRUCTIONS:**

If 1 is selected, set CURRENT INT NUMFLOORS flag=1  
 If 2 is selected, set CURRENT INT NUMFLOORS flag=2

**BOX RE10****BOX RE10**

NOT ON FILE

If NEW RESIDENCE flag = 1 (YES), go to RE10.

Else if DECEASED flag = 1 (YES), go to RE11.

Otherwise, go to Section HC – Health Conditions.

**RE10****re9mthmove**

R9 RE10 MONTH MOVED NEW ADDRESS

**QUESTION TEXT:**

In what month and year since {LAST INT MONTH AND YEAR}, did {SP} move to {Address 1}, {City}, {State} {Zip}?

ENTER MONTH

**CODES**

1	JANUARY
2	FEBRUARY
3	MARCH
4	APRIL
5	MAY
6	JUNE
7	JULY
8	AUGUST
9	SEPTEMBER
10	OCTOBER
11	NOVEMBER
12	DECEMBER
	REFUSED
	DON'T KNOW

RE10B

RE10B

**RE10B**

re9yearmove

R9 RE10B YEAR MOVED NEW ADDRESS

**QUESTION TEXT:**

In what month and year since {LAST INT MONTH AND YEAR}, did {SP} move to {Address 1}, {City}, {State} {Zip}?

ENTER 4-DIGIT YEAR

**ENTER NUMBER**

REFUSED  
DON'T KNOW

**PROGRAMMER INSTRUCTIONS:**

Soft Range: CURRENT YEAR-1 to CURRENT YEAR

Hard Range: R1 INT YEAR to CURRENT YEAR

If combined month and year date is before date of last interview, display soft error message #15.

**BOX RE11**

BOX RE11

NOT ON FILE

If DECEASED flag = 1 (YES), go to RE11.

Otherwise, go to Section HC – Health Conditions.

**RE11**

re9placedec

R9 RE11 CARE AT PLACE SP DIED

**QUESTION TEXT:**

Was this the kind of place that provides care, such as an assisted living facility, board and care home, nursing home, or other long term care facility?

**CODES**

1	YES
2	NO
	REFUSED
	DON'T KNOW

**PROGRAMMER INSTRUCTIONS:**

If RE11 = 1 (YES), set FACILITY flag = 1 (YES).

**RE12****re9alonedec**

R9 RE12 LIVED ALONE AT DEATH

**QUESTION TEXT:**

At the time of {SP}'s death, was {he/she} living alone?

**CODES**

1	YES
2	NO
	REFUSED
	DON'T KNOW

**PROGRAMMER INSTRUCTIONS:**

Go to Section PD – Place of Death.

**Derived Variables from items in RE Section**

<b>re9dcensdiv</b>	R9 D SP CENSUS DIVISION
<b>re9dresistrct</b>	R9 D RESIDNCE PHYSICAL
<b>re9dbldg</b>	R9 D SP BLDG MORE THAN ONE FLOOR

**Flag Variables Set in RE Section**

<b>fl9structure</b>	R9 F RE STRUCTURE OF SP DWELLING
<b>fl9resnew</b>	R9 F RE NEW RESIDENCE ROUTING FLAG
<b>fl9facility</b>	R9 F RE ROUTING FLAG FROM RE4f HT3 5 6 7
<b>fl9hotype</b>	R9 F RE HT TYPE OF HOME
<b>fl9retirecom</b>	R9 F RE HT SP LIVES IN RETIREMT COM

**Restricted Variables from items in RE Section**

<b>re9spadrscoy</b>	R9 RE SP ADDRESS COUNTY
<b>re9spfpscoy</b>	R9 RE SP ADDRESS FIPS COUNTY
<b>re9censtract</b>	R9 RE SP CENSUS TRACT
<b>re9spfpsstcy</b>	R9 RE SP ADDRESS FIPS STATE/COUNTY

## NHATS Round 9

Section HC [HEALTH CONDITIONS]

Sequence: 3

HC1PRE

HC1PRE

NOT ON FILE

### QUESTION TEXT:

Let's start with some questions about {your/SP's} health.

PRESS 1 AND ENTER TO CONTINUE

HC1

hc9health

R9 HC1 OVERALL HEALTH CONDITION

### QUESTION TEXT:

Would you say that in general {your/SP's} health is excellent, very good, good, fair, or poor?

### CODES

- |   |            |
|---|------------|
| 1 | EXCELLENT  |
| 2 | VERY GOOD  |
| 3 | GOOD       |
| 4 | FAIR       |
| 5 | POOR       |
|   | REFUSED    |
|   | DON'T KNOW |

HC2

hc9disescn1

R9 HC2 SP HAD HEART ATTACK

hc9disescn2

R9 HC2 SP HAS HEART DISEASE

hc9disescn3

R9 HC2 SP HAS HIGH BLOOD PRESS

hc9disescn4

R9 HC2 SP HAS ARTHRITIS

hc9disescn5

R9 HC2 SP HAS OSTEOPOROSIS

hc9disescn6

R9 HC2 SP HAS DIABETES

hc9disescn7

R9 HC2 SP HAS LUNG DISEASE

hc9disescn8

R9 HC2 SP HAD STROKE

hc9disescn9

R9 HC2 SP HAS DEMENTIA OR ALZH

hc9disescn10

R9 HC2 SP HAS CANCER

### DISPLAY INSTRUCTIONS:

Use "Same Question Stem" display.

If at HC2a, do not display question text in brackets. Otherwise, display question text in brackets.

If LAST INT HC2b, c, d, e, f, g, or i = 1 (YES), do not display corresponding item.

Always display Hc2a (a heart attack), HC2h (a stroke), and HC2j (cancer).

### QUESTION TEXT:

{{}}We are interested in new health conditions that {you have/SP has} learned about this year. Since the time of the last interview in {LAST INT MONTH AND YEAR}, has a doctor told {you/him/her} that {you/he/she} had{{}}

{variable text [a-j]}

RESPONSE [1] a. a heart attack or myocardial infarction?

RESPONSE [2] b. any heart disease including angina or congestive heart failure?

RESPONSE [3] c. high blood pressure or hypertension?

RESPONSE [4] d. arthritis (including osteo or rheumatoid arthritis)?

RESPONSE [5] e. osteoporosis or thinning of the bones?

RESPONSE [6] f. diabetes?

RESPONSE [7] g. lung disease, such as emphysema, asthma, or chronic bronchitis?

RESPONSE [8] h. a stroke?

RESPONSE [9] i. dementia or Alzheimer's Disease?

RESPONSE [10] j. cancer

#### **CODES**

1	YES
2	NO
7	PREVIOUSLY REPORTED
	REFUSED
	DON'T KNOW

#### **PROGRAMMER INSTRUCTIONS:**

Array the responses and Variable text columns in the panel.

Display 'variable text' in the a-j sequence until all rows have been displayed.

Do not display response code 7 (PREVIOUSLY REPORTED).

If LAST INT HC2b, c, d, e, f, g, or i = 1 (YES), set corresponding CURRENT INT variable = 7 (PREVIOUSLY REPORTED).

---

#### **BOX HC3**

**BOXHC3**

NOT ON FILE

#### **QUESTION TEXT:**

If HC2j = 1 (YES,CANCER), go to HC3.

Otherwise, go to BOX HC4.

---

#### **HC3**

**hc9cancerty1**

R9 HC3 SP HAD SKIN CANCER

**hc9cancerty2 (Sensitive)**

R9 HC3 SP HAD BREAST CANCER

**hc9cancerty3 (Sensitive)**

R9 HC3 SP HAD PROSTATE CANCER

**hc9cancerty4 (Sensitive)**

R9 HC3 SP HAD BLADDER CANCER

**hc9cancerty5 (Sensitive)**

R9 HC3 SP HAD CRV OVRN UTRN CNCR

**hc9cancerty6 (Sensitive)**

R9 HC3 SP HAD COLON CANCER

**hc9cancerty7 (Sensitive)**

R9 HC3 SP HAD KIDNEY CANCER

**hc9cancerty8 (Sensitive)**

R9 HC3 SP HAD OTHER CANCER

#### **DISPLAY INSTRUCTIONS:**

If IS4=1 (SP is male), display "prostate cancer," and response code 3.

#### **QUESTION TEXT:**

Was that skin cancer, breast cancer, {prostate cancer,} or some other type?

SELECT ALL THAT APPLY

#### **CODES**

#### **CODE ALL THAT APPLY**

1	SKIN CANCER	HC5
2	BREAST CANCER	HC5

3	{PROSTATE CANCER}	HC5
4	BLADDER CANCER	
5	CERVICAL/OVARIAN/UTERINE CANCER	HC5
6	COLON CANCER	HC5
7	KIDNEY CANCER	HC5
91	OTHER TYPE OF CANCER (SPECIFY)	HC5
	REFUSED	HC5
	DON'T KNOW	HC5

**PROGRAMMER INSTRUCTIONS:**

Allow code all that apply

**HC3B**

**HC3B**

NOT ON FILE

**QUESTION TEXT:**

SPECIFY TYPE OF CANCER

IF NEEDED: What type of cancer was this?

**ENTER TEXT**

Length

25

REFUSED

DON'T KNOW

**HC5**

**hc9brokebon1**

R9 HC5A SP BROKEN OR FRACT HIP

**hc9brokebon2**

R9 HC5B SP OTHR BRKN FRACT BONE

**DISPLAY INSTRUCTIONS:**

Use "Same Question Stem" display.

If at HC5a, do not display question text in brackets.

Otherwise, display question text in brackets.

**QUESTION TEXT:**

{[] Since the time of the last interview in {LAST INT MONTH AND YEAR}, has a doctor told {you/SP} that {you/he/she} had{[]}

{variable text [a-b]}

RESPONSE [1] a. a broken or fractured hip?

RESPONSE [2] b. other broken or fractured bones?

**CODES**

1	YES
2	NO
	REFUSED
	DON'T KNOW

**PROGRAMMER INSTRUCTIONS:**

Array the responses and Variable text columns in the panel.

Display 'variable text' in the a-b sequence until all rows have been displayed.

**HC7**

**hc9hosptstay**

R9 HC7 SP HOSP STAY LAST 12MOS



**QUESTION TEXT:**

{Have you/Has SP} had an overnight hospital stay since the time of the last interview in {LAST INT MONTH AND YEAR}?

**CODE**

1	YES	
2	NO	HC9PRE
	REFUSED	HC9PRE
	DON'T KNOW	HC9PRE

**PROGRAMMER INSTRUCTIONS:**

Display month as word.

**HC8****hc9hosovrnht**

R9 HC8 SP NUM OF HOSP STAYS

**QUESTION TEXT:**

How many separate overnight hospital stays {have you/has SP} had since the time of the last interview in {LAST INT MONTH AND YEAR}? By hospital stay, we mean a time when {you/SP} stayed at least one night in the hospital.

**ENTER NUMBER**

Range	1 to 365
Soft Range	1 to 12
REFUSED	
DON'T KNOW	

**PROGRAMMER INSTRUCTIONS:**

Numeric field length 3.  
Hard range 1-365  
Soft range 1-12

**HC9PRE****HC9PRE**

NOT ON FILE

**QUESTION TEXT:**

Next I have a few questions about any types of surgery {you/SP} may have had since the time of the last interview in {LAST INT MONTH AND YEAR}.

**HC9****hc9knesrgyr**

R9 HC9B KNEE SURGERY IN 12 MNTHS

**hc9hipsrgyr**

R9 HC10B HIP SURG IN 12 MNTHS

**hc9catrsrgyr**

R9 HC11B CATER SURG IN 12 MNTHS

**hc9backsrgr**

R9 HC12B BCK SPNE SURGR 12 MNTHS

**hc9hartsrgyr**

R9 HC13B HEART SURGERY 12 MONTHS

**DISPLAY INSTRUCTIONS:**

Use "Same Question Stem" display.

If at HC9b, do not display question text in brackets.  
Otherwise, display question text in brackets.

**QUESTION TEXT:**

{ } Since {LAST INT MONTH AND YEAR}, did {you/SP} have... }

{variable text [9b-13b]}

RESPONSE [1] 9B. knee surgery?  
IF NEEDED: Knee surgery includes knee repair or replacement.

RESPONSE [2] 10B. hip surgery?  
IF NEEDED: Hip surgery includes hip repair or replacement.

RESPONSE [3] 11B. cataract surgery?  
RESPONSE [4] 12B. back or spine surgery?  
RESPONSE [5] 13B. heart surgery?  
IF NEEDED: Heart surgery includes a bypass, valve surgery, a pacemaker, or a stent.

**CODES**

1	YES
2	NO
	REFUSED
	DON'T KNOW

**PROGRAMMER INSTRUCTIONS:**

Array the responses and variable text columns in the panel.  
Display "variable text" in the 9B-13B sequence until all rows have been displayed.

---

**HC14PRE**

**HC14PRE**

NOT ON FILE

**QUESTION TEXT:**

These next few questions are about falling down. By falling down we mean any fall, slip, or trip in which you lose your balance and land on the floor or ground or at a lower level.

PRESS 1 AND ENTER TO CONTINUE

---

**HC14**

**hc9fllsinmth**

R9 HC14 FALL DOWN IN LAST MONTH

**DISPLAY INSTRUCTIONS:**

Display "last month" in bold underlined text.

**QUESTION TEXT:**

In the last month, {have you/has SP} fallen down?

**CODES**

1	YES
2	NO
	REFUSED
	DON'T KNOW

---

**HC15**

**hc9worryfall**

R9 HC15 WORRIED ABOUT FALLING DOWN

**DISPLAY INSTRUCTIONS:**

Display "last month" in bold underlined text.

**QUESTION TEXT:**

In the last month, did {you/SP} worry about falling down?

**CODES**

1	YES	
2	NO	BOX HC17
	REFUSED	BOX HC17
	DON'T KNOW	BOX HC17

**HC16****hc9worrylimt**

R9 HC16 WORRY EVR LIMT ACTIVITIES

**DISPLAY INSTRUCTIONS:**

Display "last month" in bold underlined text.

**QUESTION TEXT:**

In the last month, did this worry ever limit {your/SP's} activities?

**CODES**

1	YES
2	NO
	REFUSED
	DON'T KNOW

**BOX HC17****BOX HC17**

NOT ON FILE

**QUESTION TEXT:**

If HC14 = 1 (YES), go to HC18.  
Otherwise, go to HC17.

**HC17****hc9faleninyr**

R9 HC17 FALLEN DOWN IN 12 MONTHS

**QUESTION TEXT:**

Since {LAST INT MONTH AND YEAR} {have you/has SP} fallen down?

IF NEEDED: By falling down we mean any fall, slip, or trip in which you lose your balance and land on the floor or ground or at a lower level.

**CODES**

1	YES	
2	NO	HC19
	REFUSED	HC19
	DON'T KNOW	HC19

**HC18****hc9multifall**

R9 HC18 FALLEN DWN MORE THN ONCE

**QUESTION TEXT:**

Since {LAST INT MONTH AND YEAR} {have you/has SP} fallen down more than one time?

**CODES**

1	YES
2	NO
	REFUSED
	DON'T KNOW

**HC19****hc9depressan1**

R9 HC19A SP LITTLE INTERST PLEAS

hc9depresan2

R9 HC19B SP DOWN DEPRES HOPELESS

hc9depresan3

R9 HC19C SP NERVOUS ANXIOUS

hc9depresan4

R9 HC19D SP UNABLE TO STOP WORRY

**DISPLAY INSTRUCTIONS:**

Use "Same Question Stem" display

If at HC19a, do not display question text in brackets.  
Otherwise, display question text in brackets.

**QUESTION TEXT:**

SHOW CARD HC1

{{Over the last month, how often {have you/has SP} {{}}

{variable text [a-d]}

RESPONSE [1] a. had little interest or pleasure in doing things?

RESPONSE [2] b. felt down, depressed, or hopeless?

RESPONSE [3] c. felt nervous, anxious, or on edge?

RESPONSE [4] d. been unable to stop or control worrying?

{{Not at all, several days, more than half the days, or nearly every day?{{}}

**CODES**

- |   |                         |
|---|-------------------------|
| 1 | NOT AT ALL              |
| 2 | SEVERAL DAYS            |
| 3 | MORE THAN HALF THE DAYS |
| 4 | NEARLY EVERY DAY        |
|   | REFUSED                 |
|   | DON'T KNOW              |

**PROGRAMMER INSTRUCTIONS:**

Array the responses and Variable text columns in the panel.  
Display 'variable text' in the a-d sequence until all rows have been displayed.

---

**HC20PRE**

**HC20PRE**

NOT ON FILE

**QUESTION TEXT:**

The next few questions are about how {you have/SP has} been sleeping.

PRESS 1 AND ENTER TO CONTINUE

---

**HC20**

**hc9aslep30mn**

R9 HC20 OVER 30 MIN FALL ASLEEP

**DISPLAY INSTRUCTIONS:**

Display "last month" in bold underlined text.

**QUESTION TEXT:**

SHOW CARD HC2

In the last month how often did it take {you/SP} more than 30 minutes to fall asleep? Would you say every night, most nights, some nights, rarely, or never?

**CODES**

- |   |                                 |
|---|---------------------------------|
| 1 | EVERY NIGHT (7 NIGHTS A WEEK)   |
| 2 | MOST NIGHTS (5-6 NIGHTS A WEEK) |
| 3 | SOME NIGHTS (2-4 NIGHTS A WEEK) |
| 4 | RARELY (ONCE A WEEK OR LESS)    |
| 5 | NEVER                           |
|   | REFUSED                         |
|   | DON'T KNOW                      |

---

**HC21****hc9trbfalbck**

R9 HC21 TROBLE FALLNG BCK ASLEEP

**DISPLAY INSTRUCTIONS:**

Display "last month" in bold underlined text.

**QUESTION TEXT:**

SHOW CARD HC3

(In the last month) on nights when {you/SP} woke up before {you/he/she} wanted to get up, how often did {you/he/she} have trouble falling back asleep? Would you say every night, most nights, some nights, rarely, or never?

**CODES**

- |   |                             |
|---|-----------------------------|
| 1 | EVERY NIGHT                 |
| 2 | MOST NIGHTS                 |
| 3 | SOME NIGHTS                 |
| 4 | RARELY                      |
| 5 | NEVER                       |
| 7 | DON'T WAKE UP/NOT A PROBLEM |
|   | REFUSED                     |
|   | DON'T KNOW                  |

---

**HC22****hc9sleepmed**

R9 HC22 OFTN MEDICATE HELP SLEEP

**DISPLAY INSTRUCTIONS:**

Display "last month" in bold underlined text.

**QUESTION TEXT:**

SHOW CARD HC3

(In the last month) how often did {you/SP} take medication to help {you/him/her} sleep? Would you say every night, most nights, some nights, rarely, or never?

**CODES**

- |   |                                 |
|---|---------------------------------|
| 1 | EVERY NIGHT (7 NIGHTS A WEEK)   |
| 2 | MOST NIGHTS (5-6 NIGHTS A WEEK) |
| 3 | SOME NIGHTS (2-4 NIGHTS A WEEK) |
| 4 | RARELY (ONCE A WEEK OR LESS)    |
| 5 | NEVER                           |
|   | REFUSED                         |
|   | DON'T KNOW                      |

**PROGRAMMER INSTRUCTIONS:**Go to Section HT – HOUSING TYPE

---

## NHATS Round 9

Section HT [HOUSING TYPE]

Sequence: 4

**BOX HT1** **BOX HT1** NOT ON FILE

If NEW RESIDENCE flag = 1 (YES), go to BOX HT3.

Else if FACILITY flag = 1 (YES), go to Section SE – Service Environment.

Otherwise, go to Section HH - Household

**BOX HT3** **BOX HT3** NOT ON FILE

If RE8 = 1 (FREE STANDING) or RE8 =2 (SINGLE HOME, ATTACHED), go to HT3.

Otherwise, go to HT4

**HT3** **ht9placedesc** R9 HT3 PLACE BEST DESCRIPTION

### DISPLAY INSTRUCTIONS:

Display “BEST” in ALL CAPS and BOLD UNDERLINED text.

### QUESTION TEXT:

Show Card HT1

Now, I’m going to show you a list of places. Which of these BEST describes this place?

PRESS F1 FOR HELP SCREEN

### CODES

1	PRIVATE RESIDENCE	Box HT3b
2	A GROUP HOME, BOARD AND CARE, OR SUPERVISED HOUSING	Box HT3b
3	ASSISTED LIVING FACILITY OR CONTINUING CARE RETIREMENT COMMUNITY (CCRC)	Box HT3b
4	RELIGIOUS GROUP QUARTERS	Box HT3b
91	OTHER (SPECIFY)	

**HT3A** **HT3A** NOT ON FILE

### QUESTION TEXT:

SPECIFY OTHER TYPE OF PLACE

### ENTER TEXT

Length

25

### PROGRAMMER INSTRUCTIONS:

Text length 25 char

**BOX HT3B** **BOX HT3B** NOT ON FILE

If HT3 = 2(Group Home) or 3(Assisted Living/CCRC), set FACILITY flag = 1(YES), set FACILITYTYPE flag =2 (OTHER FACILITY), and set FACILITY TASK flag = 1 (REQUIRED)

**HT4****ht9retiresen**

R9 HT4 RETIRMNT CMMTY SEN HOUSIN

**QUESTION TEXT:**

Is {your/SP's} home part of a retirement community or a senior housing community?

**CODES**

- |   |            |
|---|------------|
| 1 | YES        |
| 2 | NO         |
|   | REFUSED    |
|   | DON'T KNOW |

**PROGRAMMER INSTRUCTIONS:**

If HT4 = 1 (YES), set RETIREMENT COMMUNITY flag = 1 (YES).

**BOX HT5****BOX HT5**

NOT ON FILE

If FACILITY flag=1 (YES) and Facility Task = code 20 (COMPLETED), go to Box HT9a.

If FACILITY flag = 1 (YES) and FACILITY TASK flag=1 (REQUIRED), go to BOX HT9a.

Else if RETIREMENT COMMUNITY flag = 1, go to HT5

Else if STRUCTURE flag =2 (MULTIUNIT) or 3 (OTHER), go to HT5

Else set FACILITY TASK flag = 24 (NOT REQUIRED) and go to BOX HT11

**HT5****ht9diffareun**

R9 HT5 DIFF AREAS UNITS TO MOVE

**QUESTION TEXT:**

Does the place {you live/SP lives} have different areas or units that {you/{he/she}} can move to if {you need/{he/she} needs} care—like assisted living, a special unit for memory care, or a nursing home?

**CODES**

- |   |            |         |
|---|------------|---------|
| 1 | YES        | BOX HT8 |
| 2 | NO         |         |
|   | REFUSED    |         |
|   | DON'T KNOW |         |

**HT6****ht9helpmedbd**

R9 HT6 HELP W MEDS BATH DRESSING

**QUESTION TEXT:**

Does the place {you live/SP lives} offer help with medications or with activities such as bathing or dressing?

**CODES**

- |   |            |         |
|---|------------|---------|
| 1 | YES        | BOX HT8 |
| 2 | NO         |         |
|   | REFUSED    |         |
|   | DON'T KNOW |         |

**HT7****ht9meals**

R9 HT7 MEALS FOR RESIDENTS

**QUESTION TEXT:**

Does the place {you live/SP lives} offer meals for residents?

**CODES**

- 1 YES
- 2 NO
- REFUSED
- DON'T KNOW

---

<b>BOX HT8</b>	<b>BOX HT8</b>	<b>NOT ON FILE</b>
----------------	----------------	--------------------

If HT5=1 (YES) or HT6=1 (YES) or HT7=1 (YES), set FACILITY TASK flag =1 (REQUIRED), set FACILITYTYPE flag = 2 (OTHER FACILITY), set FACILITY flag =1 (YES), and go to Box HT9a.

Else set Facility Task = code 24 (NOT REQUIRED) and go to BOX HT11

---

<b>BOX HT9A</b>	<b>BOX HT9A</b>	<b>NOT ON FILE</b>
-----------------	-----------------	--------------------

If Facility Task = code 20 (COMPLETED), use FACILITY NAME from FQ for facility name displays and go to HT10.

Else if preloaded IMS facility name field is not blank, go to HT9a.

Otherwise, go to HT9b.

---

<b>HT9A</b>	<b>HT9A</b>	<b>NOT ON FILE</b>
-------------	-------------	--------------------

**QUESTION TEXT:**

I have recorded {FACILITY NAME} as the name of the place where {you live/SP lives}. Is this correct?

IF PLACE NAME IS NOT DISPLAYED, ENTER 2.

**CODES**

- |   |                            |      |
|---|----------------------------|------|
| 1 | YES                        | HT10 |
| 2 | NO                         |      |
| 7 | PLACE DOES NOT HAVE A NAME | HT10 |

**PROGRAMMER INSTRUCTIONS:**

If HT9A=1, display preloaded IMS facility name for facility name displays.  
Otherwise, use null display for facility name displays.

---

<b>HT9B</b>	<b>HT9B</b>	<b>NOT ON FILE</b>
-------------	-------------	--------------------

**QUESTION TEXT:**

Please tell me the name of the place where {you live/SP lives}.

CONFIRM SPELLING

**ENTER TEXT**

Length	75
--------	----

**PROGRAMMER INSTRUCTIONS:**

Text length 50 char

Display FACILITY NAME from HT9b for facility name displays.

Write FACILITY NAME from HT9b to the IMS.

---

<b>HT10</b>	<b>ht9spacename</b>	<b>R9 HT10 NAME OF LIVING SPACE</b>
-------------	---------------------	-------------------------------------

**DISPLAY INSTRUCTIONS:**

Display preloaded facility name or name entered from HT9b "at {FACILITY NAME/text from HT9b}". If no name collected, use null display.



**QUESTION TEXT:**

What {do you/does SP} call {your/his/her} private living space here {at {FACILITY NAME/text from HT9b}}?  
 {Do you/Does SP} call this {your/his/her} apartment, room, unit, suite, or something else?

**CODES**

1	APARTMENT	Box HT11
2	ROOM	Box HT11
3	UNIT	Box HT11
4	SUITE	Box HT11
91	SOMETHING ELSE (SPECIFY	

**HT10A****HT10A**

NOT ON FILE

**QUESTION TEXT:**

SPECIFY NAME FOR PRIVATE LIVING SPACE

**ENTER TEXT**

Length

25

**PROGRAMMER INSTRUCTIONS:**

Text length 25 char

**BOX HT11****BOX HT11**

NOT ON FILE

IF HT10 = 1 (APARTMENT), SET HOTYPE FLAG = 2, AND USE DISPLAY TEXT OF "Apartment".

ELSE IF HT10 = 2 (ROOM), SET HOTYPE FLAG = 3, AND USE DISPLAY TEXT OF "Room".

ELSE IF HT10 = 3 (UNIT), SET HOTYPE FLAG = 4, AND USE DISPLAY TEXT OF "Unit".

ELSE IF HT10 = 4 (SUITE), SET HOTYPE flag = 5, and use display text of "suite".

ELSE IF HT10 = 91 (OTHER), SET HOTYPE flag = 6, AND USE DISPLAY TEXT ENTERED AT HT10A (OTHER).

ELSE SET HOTYPE FLAG = 1, AND USE DISPLAY TEXT OF "Home".

If FACILITY flag = 1 (YES), go to Section SE – Service Environment

Otherwise, go to Section HH – Household and Family.

**Flag Variables set in HT Section**

<b>fl9facility</b>	R9 F RE ROUTING FLAG FROM RE4f HT3 5 6 7
<b>fl9hotype</b>	R9 F RE HT TYPE OF HOME
<b>fl9retirecom</b>	R9 F RE HT SP LIVES IN RETIREMT COM

## NHATS Round 9

Section SE [SERVICE ENVIRONMENT]

Sequence: 5

**BOX SE1PRE** **BOX SE1PRE** NOT ON FILE

If FACILITY flag = 1 (YES), go to Section SE1PRE.

Otherwise, go to Section HH - Household

**SE1PRE** **SE1PRE** NOT ON FILE

### DISPLAY INSTRUCTIONS:

Display "offers" in underlined text.

If FQ task is completed, display [FACILITY NAME] from FQ.

Else if HT9a=1 (YES), display {FACILITY NAME} from IMS

Else if HT9b<>EMPTY, display {FACILITY NAME} from HT9b.

Otherwise, display "the place where {you live/SP lives}".

### QUESTION TEXT:

Sometimes people live in places that offer care and other services and conveniences that help with daily activities.

I'm going to read you a list of services that may be available to people at {FACILITY NAME/the place where {you live/SP lives}}. Whether or not {you use/{he/she} uses} it, please tell me if {FACILITY NAME/the place where {you live/SP lives}} offers the following services.

If you are not sure, just say you don't know.

PRESS 1 AND ENTER TO CONTINUE.

**BOX SE1** **BOX SE1** NOT ON FILE

If HT7 = 1 (YES, MEALS OFFERED), code SE1A = 1 (YES) and go to SE1b.

Otherwise, go to SE1A.

<b>SE1</b>	<b>se9servcoff1</b>	R9 SE1 FAC SERVICES MEALS
	<b>se9servcoff2</b>	R9 SE1 FAC SERVICES HELP W RX
	<b>se9servcoff3</b>	R9 SE1 FAC SERV HELP BATH DRESS
	<b>se9servcoff4</b>	R9 SE1 FAC SERVICES LAUNDRY
	<b>se9servcoff5</b>	R9 SE1 FAC SERVICES HOUSEKEEP
	<b>se9servcoff6</b>	R9 SE1 FAC SERV VAN TO DOCTOR
	<b>se9servcoff7</b>	R9 SE1 FAC SRV VAN TO STORE EVNT
	<b>se9servcoff10</b>	R9 SE1 FAC SERV FITNESS CTR
	<b>se9servcoff11</b>	R9 SE1 FAC SERV WALKING AREA
	<b>se9servcoff8</b>	R9 SE1 FAC SERV RECREATIONAL FAC
	<b>se9servcoff9</b>	R9 SE1 FAC SERV SOCIAL EVENTS
	<b>se9servcoff12</b>	R9 SE1 FAC SERV ONSITE HEALTH
	<b>se9servcoff13</b>	R9 SE1 FAC SERV MED EMERGENCY SYSTEM

### DISPLAY INSTRUCTIONS:

If FQ task is completed, display [FACILITY NAME] from FQ.

Else if Ht9a=1 (YES), display {FACILITY NAME} from IMS.  
 Else if HT9b<>EMPTY, display {FACILITY NAME} from HT9b.  
 Otherwise, display "the place where {you live/SP lives}".

Use "Same Question Stem" display.

If at SE1a, do not display question text in brackets.  
 If at SE1b and SE1a was not displayed, do not display question text in brackets.  
 Otherwise, display question text in brackets.

#### QUESTION TEXT:

[{}Whether or not {you use/SP uses} it, does {FACILITY NAME/the place where {you live/SP lives}} offer residents {}]

{variable text [a-m]}

RESPONSE [1] a. meals in a common dining area or in their room?  
 RESPONSE [2] b. help with medications?  
 RESPONSE [3] c. help with bathing or dressing?  
 RESPONSE [4] d. laundry service for linens or clothing?  
 RESPONSE [5] e. housekeeping?  
 RESPONSE [6] f. a van or shuttle to doctors or other medical care providers?  
 RESPONSE [7] g. a van or shuttle to stores or events like concerts?  
 RESPONSE [10] h. an indoor fitness center?  
 RESPONSE [11] i. areas to walk for pleasure or exercise like an outdoor walking path?  
 RESPONSE [8] j. other recreational facilities, like swimming pools, game rooms, or tennis courts, for residents?  
 RESPONSE [9] k. organized social events and activities?  
 RESPONSE [12] l. onsite health and wellness programs?  
 RESPONSE [13] m. a medical emergency system to call someone for help?

#### CODES

1	YES
2	NO
	REFUSED
	DON'T KNOW

#### PROGRAMMER INSTRUCTIONS:

Array the responses and Variable text columns in the panel  
 Display "variable text" in the a-m sequence until all rows have been displayed.

BOX SE2	BOX SE2	NOT ON FILE
If any item at SE1a-m = 1 (YES), go to SE2 Otherwise, go to Section HH - Household		
SE2	se9servused1	R9 SE2 SERVS USED MEALS
	se9servused2	R9 SE2 SERVS USED HELP W RX
	se9servused3	R9 SE2 SERVS USED HLP BATH DRESS
	se9servused4	R9 SE2 SERVS USED LAUNDRY
	se9servused5	R9 SE2 SERVS USED HOUSEKEEPING
	se9servused6	R9 SE2 SERVS USED VAN TO DOCTOR
	se9servused7	R9 SE2 SERVS USED VAN TO STORE
	se9servused10	R9 SE2 SERVS USED FITNESS CTR

<b>se9servused11</b>	R9 SE2 SERVS USED WALKING AREA
<b>se9servused8</b>	R9 SE2 SERVS USED RECREATION FAC
<b>se9servused9</b>	R9 SE2 SERVS USED SOCIAL EVENTS
<b>se9servused12</b>	R9 SE2 SERVS USED ONSITE HEALTH
<b>se9servused13</b>	R9 SE2 SERVS USED MED EMERGENCY SYSTEM

#### DISPLAY INSTRUCTIONS:

If FQ task is completed, display [FACILITY NAME} from FQ.  
 Else if HT9a=1 (YES), display {FACILITY NAME} from IMS.  
 Else if HT9b<>EMPTY, display {FACILITY NAME} from HT9b.  
 Otherwise, display "the place where {you live/SP lives}".

If SE1a = 1 (YES), display SE2a.  
 If SE1b = 1 (YES), display SE2b.  
 If SE1c = 1 (YES), display SE2c.  
 If SE1d = 1 (YES), display SE2d.  
 If SE1e = 1 (YES), display SE2e.  
 If SE1f = 1 (YES), display SE2f.  
 If SE1g = 1 (YES), display SE2g.  
 If SE1h = 1 (YES), display SE2h.  
 If SE1i = 1 (YES), display SE2i.  
 If SE1j = 1 (YES), display SE2j.  
 If SE1k = 1 (YES), display SE2k.  
 If SE1l = 1 (YES), display SE2l.  
 If SE1m = 1 (YES), display SE2m.

Use "Same Question Stem" display

If at first item, do not display question text in brackets.  
 Otherwise, display question text in brackets.

Display "used" and "in the last month" in bold underlined text.

#### QUESTION TEXT:

[{]Now, for each of the services offered by {FACILITY NAME/the place where {you live/SP lives}}, please tell me whether {you have/SP has} used it in the last month.[}]

{variable text [a-M]}

RESPONSE [1] a. meals (in a common dining areas or in {your/SP's} own room)?

RESPONSE [2] b. help with medications?

RESPONSE [3] c. help with bathing or dressing?

RESPONSE [4] d. laundry services for linens or clothing?

RESPONSE [5] e. housekeeping?

RESPONSE [6] f. a van or shuttle to doctors or other medical providers?

RESPONSE [7] g. a van or shuttle to stores or events like concerts?

RESPONSE [8] h. an indoor fitness center?

RESPONSE [9] i. areas to walk for pleasure or exercise like an outdoor walking path?

RESPONSE [10] j. other recreational facilities, like swimming pools, game rooms, or tennis courts, for residents?

RESPONSE [11] k. organized social events and activities?

RESPONSE [12] l. onsite health and wellness programs?

RESPONSE [13] m. a medical emergency system to call someone for help?

**CODES**

1	YES
2	NO
	REFUSED
	DON'T KNOW

**PROGRAMMER INSTRUCTIONS:**

Array the responses and Variable text columns in the panel.

Display "variable text" in the a-m sequence until all rows have been displayed.

BOX SE3	BOX SE3	NOT ON FILE
If any item at SE2a-m=1 (YES), go to SE3. Otherwise, go to Section HH – Household.		
<b>SE3</b>	<b>se9payservi1</b>	R9 SE3 PAYMENT FOR SERV MEALS
	<b>se9payservi2</b>	R9 SE3 PAYMENT FOR SERV HLP W RX
	<b>se9payservi3</b>	R9 SE3 PAY FR SERV HLP BATH DRSS
	<b>se9payservi4</b>	R9 SE3 PAYMENT FOR SERV LAUNDRY
	<b>se9payservi5</b>	R9 SE3 PAYMENT FOR SERV HOUSEKEEP
	<b>se9payservi6</b>	R9 SE3 PAYMNT FR SERV VAN TO DOC
	<b>se9payservi7</b>	R9 SE3 PAY FOR SERV VAN TO STORE
	<b>se9payservi10</b>	R9 SE3 PAY FOR SERV FITNESS CTR
	<b>se9payservi11</b>	R9 SE3 PAY FOR SERV WALKING AREA
	<b>se9payservi8</b>	R9 SE3 PAY FOR SERV RECREATION
	<b>se9payservi9</b>	R9 SE3 PAY FOR SERV SOCIAL EVENTS
	<b>se9payservi12</b>	R9 SE3 PAY FOR SERV ONSITE HEALTH
	<b>se9payservi13</b>	R9 SE3 PAY FOR SERV MED EMERGENCY SYTEM

**DISPLAY INSTRUCTIONS:**

If SE1a = 1 (YES), display SE3a.

If SE1b = 1 (YES), display SE3b.

If SE1c = 1 (YES), display SE3c.

If SE1d = 1 (YES), display SE3d.

If SE1e = 1 (YES), display SE3e.

If SE1f = 1 (YES), display SE3f.

If SE1g = 1 (YES), display SE3g.

If SE1h = 1 (YES), display SE3h.

If SE1i = 1 (YES), display SE3i.

If SE1j = 1 (YES), display SE3j.

If SE1k = 1 (YES), display SE3k.

If SE1l = 1 (YES), display SE3l.

If SE1m = 1 (YES), display SE3m.

Use "Same Question Stem" display.

If at first item, do not display question text in brackets.

Otherwise display question text in brackets.

**QUESTION TEXT:**

{{Last, for each service offered by {FACILITY NAME/the place where {you live/SP lives}}, please tell me if it is included in what {you pay/SP pays} to live here, or if there is an extra charge.}}

{variable text [a-m]}

RESPONSE [1] a. meals (in a common dining area or in {your/SP's} own room)?

RESPONSE [2] b. help with medications?

RESPONSE [3] c. help with bathing and dressing?

RESPONSE [4] d. laundry services for linens or clothing?

RESPONSE [5] e. housekeeping?

RESPONSE [6] f. a van or shuttle to doctors or other medical care?

RESPONSE [7] g. a van or shuttle to stores or events like concerts?

RESPONSE [8] h. an indoor fitness center?

RESPONSE [9] i. areas to walk for pleasure or exercise like an outdoor walking path?

RESPONSE [10] j. other recreational facilities, like swimming pools, game rooms, or tennis courts, for residents?

RESPONSE [11] k. organized social events and activities?

RESPONSE [12] l. onsite health and wellness programs?

RESPONSE [13] m. a medical emergency system to call someone for help?

#### **CODES**

- |   |              |
|---|--------------|
| 1 | INCLUDED     |
| 2 | EXTRA CHARGE |
|   | REFUSED      |
|   | DON'T KNOW   |

#### **PROGRAMMER INSTRUCTIONS:**

Array the responses and Variable text columns in the panel.

Display "variable text" in the a-m sequence until all rows have been displayed.

Go to Section HH – Household.

---

## NHATS Round 9

Section HH [HOUSEHOLD]

Sequence: 6

HH1PRE HH1PRE NOT ON FILE

**QUESTION TEXT:**

Now let's talk about {your/SP's} family.

PRESS 1 AND ENTER TO CONTINUE

BOX HH1A BOX HH1A NOT ON FILE

If LAST INT SP MARITAL STATUS = null, go to HH1.  
Otherwise, go to HH1A.

HH1A hh9marchange R9 HH1A MARITAL STATUS CHANGE

**DISPLAY INSTRUCTIONS:**

If LAST INT MARITAL STATUS = 1 (MARRIED), display "married".  
If LAST INT MARITAL STATUS = 2 (LIVING WITH A PARTNER), display "living with a partner".  
If LAST INT MARITAL STATUS = 3 (SEPARATED), display "separated".  
If LAST INT MARITAL STATUS = 4 (DIVORCED), display "divorced".  
If LAST INT MARITAL STATUS = 5 (WIDOWED), display "widowed".  
If LAST INT MARITAL STATUS = 6 (NEVER MARRIED), display "never married".

**QUESTION TEXT:**

At the time of the last interview in {LAST INT MONTH AND YEAR}, {you were/SP was} {married/living with a partner/separated/divorced/widowed/never married}. Has that changed?

That is, did {you/SP} get married, separated, divorced, remarried, widowed, or start living with a (different) partner?

**CODES**

1	YES	HH1
2	NO	
	REFUSED	
	DON'T KNOW	

BOX HH1 BOX HH1 NOT ON FILE

If LAST INT SP MARITAL STATUS = 1 (MARRIED) OR 2 (LIVING WITH PARTNER), set CURRENT INT SP MARITAL STATUS = LAST INT SP MARITAL STATUS and go to BOX HH4A1.  
Otherwise, go to BOX HH13.

HH1 hh9martlstat R9 HH1 MARITAL STATUS CHANGE OR NEW  
hh9dmarstat R9 D MARITAL STATUS AT R9

**DISPLAY INSTRUCTIONS:**

Display "currently" in underlined text.

**QUESTION TEXT:**

{Are you/Is SP} currently married, living with a partner, separated, divorced, widowed, or never married?

**CODES**

1	MARRIED	HH4A2
2	LIVING WITH A PARTNER	HH4A2

3	SEPARATED	BOX HH13
4	DIVORCED	
5	WIDOWED	
6	NEVER MARRIED	BOX HH13
	REFUSED	BOX HH13
	DON'T KNOW	BOX HH13

**PROGRAMMER INSTRUCTIONS:**

Write Marital Status for SP to PERSON ROSTER.

If HH1 = 5 (WIDOWED), set DECEASED flag = 1 (YES) for ROSTER MEMBER that had LAST INT relationship code = 2 (SPOUSE/PARTNER).

---

**HH2A**

**hh9mthendmar (Sensitive)**

R9 HH2A MTH MARR END OR SPS PASS

**DISPLAY INSTRUCTIONS:**

If HH1=4 (DIVORCED), display “{your/SP’s} (most recent) marriage end”.

If HH1=5 (WIDOWED), display, “{your/SP’s} spouse or partner pass away”.

Display “MONTH” in underlined text.

**QUESTION TEXT:**

In what month and year did {{your/SP’s} (most recent) marriage end/{your/SP’s} spouse or partner pass away}?

**CODES**

1	JANUARY
2	FEBRUARY
3	MARCH
4	APRIL
5	MAY
6	JUNE
7	JULY
8	AUGUST
9	SEPTEMBER
10	OCTOBER
11	NOVEMBER
12	DECEMBER
	REFUSED
	DON'T KNOW

---

**HH2C**

**hh9yrendmarr**

R9 HH2C YR MARR END OR SPS PASS

**DISPLAY INSTRUCTIONS:**

If HH1=4 (DIVORCED), display “{your/SP’s} (most recent) marriage ended”.

If HH1=5 (WIDOWED), display, “{your/SP’s} spouse passed away”.

**QUESTION TEXT:**

In what month and year did {{your/SP’s} (most recent) marriage end/{your/SP’s} spouse or partner pass away}?

ENTER 4-DIGIT YEAR

**ENTER NUMBER**

REFUSED  
DON'T KNOW

**PROGRAMMER INSTRUCTIONS:**

Soft Range: CURRENT YEAR-1 to CURRENT YEAR



Hard Range: R1 INT YEAR to CURRENT YEAR  
 Combined month and year cannot be before date of last interview. If date is before date of last interview, display error message #15.  
 All responses skip to BOX HH13.

BOX HH4A1	BOX HH4A1	NOT ON FILE
-----------	-----------	-------------

If HH1 = 4 (DIVORCED) or 5 (WIDOWED), go to Box HH13.  
 Else if PROXY flag=1 (YES) and PROXY RELATIONSHIP=2 (SPOUSE/PARTNER), set SPOUSE/PARTNER flag=1 FOR PERSON, and go to BOX HH6a.  
 Else if HH1A = 2 (MARITAL STATUS NOT CHANGED), go to HH4A1.  
 Otherwise, go to HH4a.

HH4A1	hh9newspoprt	R9 HH4A1 SPOUSE PRTRN SAME OR DIFF
	op9spouprtnr	R9 SPOUSE PARTNER
	op9nwspouprt	R9 NEW SPOUSE PARTNER THIS ROUND

**DISPLAY INSTRUCTIONS:**

If SP MARITAL STATUS = 1 (MARRIED), display "spouse".  
 If SP MARITAL STATUS = 2 (LIVING WITH A PARTNER), display "partner".

**QUESTION TEXT:**

Now I'd like to confirm {your/SP's} {spouse/partner}'s name. I have it as {SPOUSE/PARTNER FIRST NAME MIDDLE NAME LAST NAME}. Is that correct?  
 CONFIRM SPELLING

**CODES**

1	YES	HH10
2	NO, DIFFERENT PERSON	
3	NO, NAME MISSPELLED	

**PROGRAMMER INSTRUCTIONS:**

If HH4A1 = 2 (DIFFERENT PERSON) and LAST INT SP MARITAL STATUS = 1 (MARRIED), 2 (LIVING WITH A PARTNER), or 3 (SEPARATED), set ROSTER MEMBER with LAST INT relationship code = 2 (SPOUSE/PARTNER) to CURRENT INT relationship code = 33 (EX-SPOUSE/PARTNER).

HH4A2	HH4A2	NOT ON FILE
-------	-------	-------------

**DISPLAY INSTRUCTIONS:**

If SP MARITAL STATUS = 1 (MARRIED), display "spouse".  
 If SP MARITAL STATUS = 2 (LIVING WITH A PARTNER), display "partner".

Display PERSON ROSTER with FIRST NAME, LAST NAME, and RELATIONSHIP TO SP.

Display "NOT ON LIST" as first roster option.

**QUESTION TEXT:**

What is {your/SP's} {spouse/partner}'s name?  
 CHOOSE PERSON FROM LIST

**PROGRAMMER INSTRUCTIONS:**

If proxy relationship <> 2 (spouse/partner) and if selected ROSTER MEMBER has PROXY RESP CURRENT INT FLAG = 1, display error message, "You have chosen the proxy. The proxy relationship is not spouse. Please change the proxy relationship or correct the spouse selection."

If existing ROSTER MEMBER selected, set SPOUSE/PARTNER flag = 1 (YES) and RELATIONSHIP = 2 (SPOUSE/PARTNER) for ROSTER MEMBER, set ROSTER MEMBER'S RELATIONSHIP CHANGE flag = 1 (YES), and go to BOX HH5.

Otherwise, go to HH4A.

---

**HH4A****HH4A**

NOT ON FILE

**DISPLAY INSTRUCTIONS:**

If SP MARITAL STATUS = 1 (MARRIED), display "spouse".

If SP MARITAL STATUS = 2 (LIVING WITH A PARTNER), display "partner".

If HH4A1 = 3 (SPOUSE NAME CORRECTION), display preloaded SPOUSE/PARTNER name in the response fields, "the correct spelling of", and display SPOUSE/PARTNER name in response field and allow edits.

Display "FIRST" in bold underlined text.

**QUESTION TEXT:**

[What is {the correct spelling of} {your/SP's} {spouse/partner}'s name?]

ENTER FIRST NAME. CONFIRM SPELLING

**ENTER TEXT**

Length

25

**PROGRAMMER INSTRUCTIONS:**

HH4a, HH4b, and HH4c are displayed on the same screen.

If HH4a=2 (DIFFERENT PERSON), write ROSTER PERSON to next open position on PERSON ROSTER.

---

**HH4B****HH4B**

NOT ON FILE

**DISPLAY INSTRUCTIONS:**

If SP MARITAL STATUS = 1 (MARRIED), display "spouse".

If SP MARITAL STATUS = 2 (LIVING WITH A PARTNER), display "partner".

If HH4A1 = 3 (SPOUSE NAME CORRECTION), display preloaded SPOUSE/PARTNER name in the response fields, "the correct spelling of", and display SPOUSE/PARTNER name in response field and allow edits.

Display "MIDDLE" in bold underlined text.

**QUESTION TEXT:**

[What is {the correct spelling of} {your/SP's} {spouse/partner}'s name?]

ENTER MIDDLE NAME. CONFIRM SPELLING

PRESS ENTER IF NO MIDDLE NAME OR INITIAL

**ENTER TEXT**

Length

25

**PROGRAMMER INSTRUCTIONS:**

HH4a, HH4b, and HH4c are displayed on the same screen.

Allow empty.

---

**HH4C****HH4C**

NOT ON FILE

**DISPLAY INSTRUCTIONS:**

If SP MARITAL STATUS = 1 (MARRIED), display "spouse".  
 If SP MARITAL STATUS = 2 (LIVING WITH A PARTNER), display "partner".  
 If HH4A1 = 3 (SPOUSE NAME CORRECTION), display preloaded SPOUSE/PARTNER name in the response fields, "the correct spelling of", and display SPOUSE/PARTNER name in response field and allow edits.  
 Display "LAST" in bold underlined text.

**QUESTION TEXT:**

[What is {the correct spelling of} {your/SP's} {spouse/partner}'s name?]

ENTER LAST NAME. CONFIRM SPELLING

**ENTER TEXT**

Length 25

**PROGRAMMER INSTRUCTIONS:**

HH4a, HH4b, and HH4c are displayed on the same screen.  
 Write (new or updated) SPOUSE/PARTNER name from HH4 to PERSON ROSTER. Set SPOUSE/PARTNER flag = 1 (YES) for person entered at HH4. Set RELATIONSHIP = 2 (SPOUSE/PARTNER).

**BOX HH5**

**BOX HH5**

NOT ON FILE

If ROSTER MEMBER gender = null, go to HH5.  
 Otherwise, go to HH6a.

**HH5**

hh9spgender

R9 HH5 NEW R9 SPOU PART GENDER

op9dgender

R9 D GENDER UPDATE AND NEW

**DISPLAY INSTRUCTIONS:**

If HH1=1 (MARRIED), display "spouse".  
 If HH1=2 (LIVING WITH A PARTNER), display "partner".

**QUESTION TEXT:**

ASK IF NECESSARY: Is {your/SP's} {spouse/partner} male or female?

**CODES**

1 MALE  
 2 FEMALE

**PROGRAMMER INSTRUCTIONS:**

Write SPOUSE/PARTNER gender from HH5 to PERSON ROSTER.

**BOX HH6A**

**BOX HH6A**

NOT ON FILE

If ROSTER MEMBER or Age = null, go to HH6A.  
 Otherwise, go to HH9.

**HH6A**

hh9modob (Sensitive)

R9 HH6A NEW R9 SPOU PART MO DOB

op9birthmth (Sensitive)

R9 OTHER PERSON MONTH OF BIRTH UPDATE AND NEW

**DISPLAY INSTRUCTIONS:**

If PROXY flag=1 (YES) and PROXY RELATIONSHIP=2 (SPOUSE/PARTNER), display "your".  
 Otherwise, display "{SPOUSE/PARTNER FIRST NAME LAST NAME}'s".  
 Display HH6a, HH6b, and HH6c on the same screen.

Display "month" as underlined text.

**QUESTION TEXT:**

What is {your/{SPOUSE/PARTNER FIRST NAME LAST NAME}'s} date of birth?

ENTER MONTH

**ENTER NUMBER**

Range 1 to 12  
 REFUSED  
 DON'T KNOW

**PROGRAMMER INSTRUCTIONS:**

Hard range 1-12

**HH6B****HH6B**

NOT ON FILE

**DISPLAY INSTRUCTIONS:**

If PROXY flag=1 (YES) and PROXY RELATIONSHIP=2 (SPOUSE/PARTNER), display “your”. Otherwise, display “{SPOUSE/PARTNER FIRST NAME LAST NAME}'s”.

Display HH6a, 6b, and 6c, on the same screen.

Display “day” as underlined text.

**QUESTION TEXT:**

[What is {your/{SPOUSE/PARTNER FIRST NAME LAST NAME}'s} date of birth?]

ENTER DAY

**ENTER NUMBER**

Range 1 to 31  
 REFUSED  
 DON'T KNOW

**PROGRAMMER INSTRUCTIONS:**

Hard range 1-31

**HH6C****hh9yrdob (Sensitive)**

R9 HH6C NEW R9 SPOU PART YR DOB

**op9birthyear (Sensitive)**

R9 OTHER PERSON YEAR OF BIRTH UPDATE AND NEW

**DISPLAY INSTRUCTIONS:**

If PROXY flag=1 (YES) and PROXY RELATIONSHIP=2 (SPOUSE/PARTNER), display “your”. Otherwise, display “{SPOUSE/PARTNER FIRST NAME LAST NAME}'s”.

Display HH6a, 6b, and 6c, on the same screen.

Display “year” as underlined text.

**QUESTION TEXT:**

[What is {your/{SPOUSE/PARTNER FIRST NAME LAST NAME}'s} date of birth?]

ENTER YEAR

**ENTER NUMBER**

REFUSED  
 DON'T KNOW

**PROGRAMMER INSTRUCTIONS:**

Hard range: CURRENT YEAR – 110.

If HH6a ≥ 1 and HH6b ≥ 1 and HH6c ≥ 1, compute PERSON AGE as (CURRENT DATE - HH6a-c DOB) and prefill HH7. Otherwise, go to HH8.

---

<b>HH7</b>	<b>hh9spageall(Sensitive)</b>	R9 SPOU PAR AGE UPDATE AND NEW
	<b>hh9dspageall</b>	R9 D SPOU PAR AGE UPDATE AND NEW
	<b>op9age (Sensitive)</b>	R9 OTH PERSON AGE UPDATE AND NEW
	<b>op9dage</b>	R9 D OP CAT AGE UPDATE AND NEW

**DISPLAY INSTRUCTIONS:**

If PROXY flag=1 (YES) and PROXY RELATIONSHIP=2 (SPOUSE/PARTNER), display “you”.  
Otherwise, display “{FIRSTNAME LASTNAME}”.

**QUESTION TEXT:**

That makes {you/{FIRSTNAME LASTNAME}}{CALCULATED AGE} today. Is that correct?

**CODES**

1	YES	HH9
2	NO	HH6A
	REFUSED	HH9
	DON'T KNOW	HH9

**PROGRAMMER INSTRUCTIONS:**

If HH7 = 1 (YES), DK, or RF, write PERSON AGE to PERSON ROSTER.

---

<b>HH8</b>	<b>hh9spageall(Sensitive)</b>	R9 SPOU PAR AGE UPDATE AND NEW
	<b>hh9dspageall</b>	R9 D SPOU PAR AGE UPDATE AND NEW
	<b>op9age (Sensitive)</b>	R9 OTH PERSON AGE UPDATE AND NEW
	<b>op9dage</b>	R9 D OP CAT AGE UPDATE AND NEW

**DISPLAY INSTRUCTIONS:**

If PROXY flag=1 (YES) and PROXY RELATIONSHIP=2 (SPOUSE/PARTNER), display “are you”.  
Otherwise, display “is {FIRSTNAME LASTNAME}”.

**QUESTION TEXT:**

How old {are you/is {FIRSTNAME LASTNAME}}?

ENTER AGE

**ENTER NUMBER**

Range	18 to 110
Soft Range	55 to 99
REFUSED	
DON'T KNOW	

**PROGRAMMER INSTRUCTIONS:**

Hard range: 18-110.  
Soft range: 55-99.  
Write SPOUSE/PROXY age to PERSON ROSTER.  
If HH8 = DK or RF, display “DK” or “RF” in matrix age field.

---

<b>BOX HH9</b>	<b>BOX HH9</b>	<b>NOT ON FILE</b>
----------------	----------------	--------------------

If ROSTER MEMBER Education Level = null, go to HH9.

Otherwise, go to HH10.

---

<b>HH9</b>	<b>hh9spouseduc</b>	R9 HH9 NEW R9 SPOU HIGH EDUC
	<b>op9eduspo</b>	R9 HH9 SPOU PART EDUC WHEN ADDED
	<b>op9leveledu</b>	R9 OP HIGHEST ED WHEN ADDED

**DISPLAY INSTRUCTIONS:**

If PROXY flag=1 (YES) and PROXY RELATIONSHIP=2 (SPOUSE/PARTNER), display “you”.  
Otherwise, display “SPOUSE/PARTNER FIRST NAME LAST NAME”.

**QUESTION TEXT:**

SHOWCARD HH1

What is the highest degree or level of school {you/{SPOUSE/PARTNER FIRST NAME LAST NAME}} completed?

**CODES**

- |   |  |
|---|--|
| 1 | NO SCHOOLING COMPLETED   |
| 2 | 1ST-8TH GRADE  |
| 3 | 9TH-12TH GRADE (NO DIPLOMA)  |
| 4 | HIGH SCHOOL GRADUATE (HIGH SCHOOL DIPLOMA OR EQUIVALENT)   |
| 5 | VOCATIONAL, TECHNICAL, BUSINESS, OR TRADE SCHOOL CERTIFICATE OR DIPLOMA (BEYOND HIGH SCHOOL LEVEL) |
| 6 | SOME COLLEGE BUT NO DEGREE   |
| 7 | ASSOCIATE'S DEGREE   |
| 8 | BACHELOR'S DEGREE  |
| 9 | MASTER'S, PROFESSIONAL, OR DOCTORAL DEGREE   |
|   | REFUSED  |
|   | DON'T KNOW   |

**PROGRAMMER INSTRUCTIONS:**

Write education level to PERSON ROSTER.  
If HH9 = DK or RF, display “DK” or “RF” in matrix education field.

---

<b>HH10</b>	<b>hh9spoupchlp</b>	R9 HH10 SPOUS NEED PERS CARE HLP
-------------	---------------------	----------------------------------

**DISPLAY INSTRUCTIONS:**

If PROXY flag=1 (YES) and PROXY RELATIONSHIP=2 (SPOUSE/PARTNER), display “do you”.  
Otherwise, display “does {SPOUSE/PARTNER FIRST NAME LAST NAME}”.

**QUESTION TEXT:**

Because of a physical, mental, or emotional condition, {do you/does {SPOUSE/PARTNER FIRST NAME LAST NAME}} need the help of another person with personal care needs, such as eating, bathing, dressing, or getting around inside the home?

**CODES**

- |   |            |
|---|------------|
| 1 | YES        |
| 2 | NO         |
|   | REFUSED    |
|   | DON'T KNOW |

---

<b>HH11</b>	<b>hh9livwthspo</b>	R9 HH11 LIVE WITH SPOUSE PARTNER
	<b>op9prsinhh</b>	R9 OP IN HOUSEHOLD UPDATE AND NEW

**DISPLAY INSTRUCTIONS:**

If PROXY flag=1 (YES) and PROXY RELATIONSHIP=2 (SPOUSE/PARTNER), display “you live” and “{SP}”. Else if PROXY flag=1 (YES), display “{SPOUSE/PARTNER FIRST NAME LAST NAME} lives” and “{SP}”. Otherwise, display

"{SPOUSE/PARTNER FIRST NAME LAST NAME} lives" and "you".

**QUESTION TEXT:**

Just to confirm, {you live/{SPOUSE/PARTNER FIRST NAME LAST NAME} lives} with {{SP}/you}, is that correct?

**CODES**

1	YES	BOX HH13
2	NO	
	REFUSED	BOX HH13
	DON'T KNOW	BOX HH13

**PROGRAMMER INSTRUCTIONS:**

If HH11 = 1 (YES), set INHOUSEHOLD flag = 1 (YES) for SPOUSE/PARTNER.

---

**HH12**

**hh9placekind**

R9 HH12 KIND OF PLACE LIVE IN

**DISPLAY INSTRUCTIONS:**

If PROXY flag=1 (YES) and PROXY RELATIONSHIP=2 (SPOUSE/PARTNER), display "are you". Otherwise, display "{SPOUSE/PARTNER FIRSTNAME LASTNAME} is".

**QUESTION TEXT:**

SHOWCARD HH2

What kind of place {are you/is {SPOUSE/PARTNER FIRSTNAME LASTNAME}} living in now?

PRESS F1 FOR HELP SCREEN

**CODES**

1	PRIVATE RESIDENCE	BOX HH13
2	A GROUP HOME, BOARD AND CARE, OR SUPERVISED HOUSING	BOX HH13
3	ASSISTED LIVING FACILITY OR CONTINUING CARE RETIREMENT COMMUNITY (CCRC)	BOX HH13
5	NURSING HOME	BOX HH13
91	OTHER (SPECIFY)	
	REFUSED	BOX HH13
	DON'T KNOW	BOX HH13

---

**HH12A**

**HH12A**

NOT ON FILE

**QUESTION TEXT:**

SPECIFY OTHER TYPE OF PLACE

**ENTER TEXT**

Length

50

---

**BOX HH13**

**BOX HH13**

NOT ON FILE

If FACILITY flag = 1 (YES), go to Section CS.  
Otherwise, go to BOX HH13D

---

**BOX HH13D**

**BOX HH13A**

NOT ON FILE

If any ROSTER MEMBERS have LAST INT INHOUSEHOLD flag = 1 (YES) other than the SP or [ROSTER

member with CURRENT INT relationship code = 2 (SPOUSE/PARTNER) and CURRENT INT INHOUSEHOLD flag=1 (yes) and DECEASED flag NE 1 (YES)], or [ROSTER MEMBER with CURRENT INT PROXY RESPONDENT flag = 1 (YES) and CURRENT INT HOUSEHOLD FLAG=1 (YES)], go to HH13D.

Otherwise, go to HH14.

---

**HH13D****op9prsninh**

R9 OP IN HOUSEHOLD UPDATE AND NEW

**op9childinh**

R9 CHILD IN HOUSEHOLD UPDATE AND NEW

**DISPLAY INSTRUCTIONS:**

Display HHMEMBER ROSTER as a grid. Display SP, SPOUSE/PARTNER if INHOUSEHOLD flag = 1 (YES), and PROXY if INHOUSEHOLD flag = 1 (YES) on the HHMEMBER GRID.

If ROSTER MEMBER age = response, display "{, approximately age {age}}".

Display questions HH13D-HH13E on full matrix screen.

**QUESTION TEXT:**

Now I have a few questions about {your/SP's} household. At the time of the last interview, we recorded that the following people lived with {you/SP}. As I read each person's name, please tell me if he or she still lives in the household. Please include people temporarily absent.

Does {FIRSTNAME LASTNAME} ({relationship to SP}{, gender}{, approximately age {age}}) still live in the household?

**CODES**

- |   |            |
|---|------------|
| 1 | YES        |
| 2 | NO         |
|   | REFUSED    |
|   | DON'T KNOW |

**PROGRAMMER INSTRUCTIONS:**

Display grid with SP preloaded, and any ROSTER MEMBERS with a LAST INT INHOUSEHOLD or CURRENT INT IN HOUSEHOLD flag = 1 (YES) preloaded. SP, Spouse, and Proxy roster entries should include revised info from current round if updated.

Display grid with fields: Still in HH, Reason Left, First Name, and Last Name. First Name, Last Name, and Still in HH and Reason Left fields can be edited. SP, Spouse, and Proxy rows should also be write-protected.

When entering a new field, start cursor after last entry value or text.

If PROXY flag = 1 (YES) and HH13A = 2 (NO), go to HH13E for CURRENT INT PROXY ROSTER MEMBER. Otherwise, start cursor at the "Still in HH" column for the first ROSTER MEMBER listed who is not the SP, Spouse, or Proxy.

Allow up to 25 row entries.

Allow movement between grid items using the arrow keys.

Text field is 25 char for each name field.

If HH13D = 2 (NO), RF or DK, set INHOUSEHOLD flag = 2 (NO), and go to HH13E.

Else if HH13D = 1 (YES), set INHOUSEHOLD flag = 1 (YES), and go to HH13F.

---

**HH13E****op9reasgone**

R9 HH13E REASON GONE FROM HH

**DISPLAY INSTRUCTIONS:**

If PROXY flag = 1 (YES), display "are you".

Otherwise, display "is {FIRSTNAME LASTNAME}".

**QUESTION TEXT:**

Why {are you/is {FIRSTNAME LASTNAME}} no longer living in the household?



**CODES**

1	SEPARATION OR DIVORCE
2	DECEASED
3	MOVED ELSEWHERE
5	LAST INTERVIEW INFORMATION INCORRECT
8	OTHER REASON
	REFUSED
	DON'TKNOW

**PROGRAMMER INSTRUCTIONS:**

Go to HH13D for next ROSTER MEMBER.

If HH13E=2 (DECEASED), set DECEASED flag=1 (YES) for ROSTER MEMBER.

If no other ROSTER MEMBERS, go to HH14.

**HH13F****HH13F**

NOT ON FILE

**DISPLAY INSTRUCTIONS:**

Display "FIRST" in bold underlined text.

**QUESTION TEXT:**

CONFIRM SPELLING OF FIRST NAME.

**HH13G****HH13G**

NOT ON FILE

**DISPLAY INSTRUCTIONS:**

Display "LAST" in bold underlined text.

**QUESTION TEXT:**

CONFIRM SPELLING OF LAST NAME.

**PROGRAMMER INSTRUCTIONS:**

If HH13D = 1 (YES) or 2 (NO), display ROSTER MEMBER in HHMEMBER matrix with grayed out fields upon advancing to next roster entry.

Go to HH13D for next ROSTER MEMBER.

If no other ROSTER MEMBERS, go to HH14.

**HH14****op9prsninh**

R9 OP IN HOUSEHOLD UPDATE AND NEW

**DISPLAY INSTRUCTIONS:**

Display HHMEMBER ROSTER as a grid. Display any ROSTER MEMBERS with CURRENT INT INHOUSEHOLD flag=1 (YES) on the HHMEMBER GRID.

If PROXY flag = 2 (NO) or [PROXY flag = 1 (YES) and PROXY RELATIONSHIP = 2 (SPOUSE/PARTNER) and INHOUSEHOLD flag for SPOUSE/PARTNER= 1 (YES)], display "you".

Else if PROXY flag=1 (YES) and INHOUSEHOLD flag for PROXY=1 (YES) and PROXY RELATIONSHIP ≠ 2 (SPOUSE/PARTNER), display "you and SP".

Otherwise, display "{SP}".

Only display ROSTER MEMBERS with CURRENT INT INHOUSEHOLD flag <> 1 (not in HH) as entries that can be selected to add to the HH Roster. Display ROSTER MEMBERS with CURRENT INT HOUSEHOLD flag=1 (YES) as follows: "[{ROSTER MEMBER FIRST AND LAST NAME}, HERE]" and grayed out. For any ROSTER MEMBERS added to HH Roster at this screen, display as "[{ROSTER MEMBER FIRST AND LAST NAME}, HERE]" and grayed out.

Display questions HH14-HH19 on full matrix screen.

If at HH14-HH14B, do not display question test in brackets during first entry to person roster. Otherwise, display

question text in brackets.

If at first entry to person roster, display "first". Otherwise, display "next".

If any ROSTER MEMBERS with INHOUSEHOLD flag = 1 (YES), display "Other than the people I just asked about," and "please".  
Otherwise display "Please".

**QUESTION TEXT:**

{{Other than the people I just asked about,} {please/Please} tell me the name of the {first/next} person who lives with {you/SP/you and SP}. Please include people temporarily absent.}}

PROBE: Is there anyone else living (here) with {you and {SP}/you/{SP}}?

SELECT TO ADD TO HOUSEHOLD ROSTER, ONE AT A TIME

IF PERSON NAMED IS NOT ON THE ROSTER, SELECT "NOT ON LIST" TO ADD A PERSON

PRESS ENTER IF MATRIX IS COMPLETE

---

**HH14A**

**HH14A**

NOT ON FILE

**DISPLAY INSTRUCTIONS:**

Display "first" in underlined text.  
If at HH14a-b, do not display question text in brackets during first entry to person roster.  
Otherwise, display question text in brackets.

**QUESTION TEXT:**

{{What is (his/her) first name?}}

CONFIRM SPELLING

**ENTER TEXT**

Length

25

**PROGRAMMER INSTRUCTIONS:**

Display grid with fields: First Name, Last Name, Gender, Relationship, and Age.

Display grid with SP preloaded, and any ROSTER MEMBERS with a CURRENT INT INHOUSEHOLD flag= 1 (YES) preloaded with updated info from CURENT INT.

All rows for ROSTER MEMBERS confirmed at HH13 should be write-protected (grayed out).

For each HHMEMBER ROSTER addition, set INHOUSEHOLD flag= 1 (YES).

Allow up to 25 row entries.

Allow movement between grid items using the arrow keys.

When exiting matrix, if any blank fields, return cursor to the blank field and display appropriate error message.

Text field is 25 char for each name field.

Go to HH20 when matrix is complete.

---

**HH14B**

**HH14B**

NOT ON FILE

**DISPLAY INSTRUCTIONS:**

Display "last" in underlined text.

If at HH14a-b, do not display question text in brackets during first entry to person roster.

Otherwise, display question text in brackets.

**QUESTION TEXT:**

{{What is (his/her) last name?}}

CONFIRM SPELLING

**ENTER TEXT**

Length

25

**HH15**

**op9relatnshp**

R9 RELASHIP TO SP UPDATE AND NEW

**op9childinh**

R9 CHILD IN HOUSEHOLD UPDATE AND NEW

**DISPLAY INSTRUCTIONS:**

Display HOUSEHOLDRELATIONSHIP CODE LIST.

**QUESTION TEXT:**

{{What is (his/her) last name?}}

CONFIRM SPELLING

**CODES**

2	SPOUSE/PARTNER
3	DAUGHTER
4	SON
5	DAUGHTER-IN-LAW
6	SON-IN-LAW
7	STEPDAUGHTER
8	STEPSON
9	SISTER
10	BROTHER
11	SISTER-IN-LAW
12	BROTHER-IN-LAW
13	MOTHER
14	STEPMOTHER
15	MOTHER-IN-LAW
16	FATHER
17	STEPFATHER
18	FATHER-IN-LAW
19	GRANDDAUGHTER
20	GRANDSON
21	NIECE
22	NEPHEW
23	AUNT
24	UNCLE
25	COUSIN
26	STEPDAUGHTER'S SON/DAUGHTER
27	STEPSON'S SON/DAUGHTER
28	DAUGHTER-IN-LAW'S SON/DAUGHTER
29	SON-IN-LAW'S SON/DAUGHTER
30	BOARDER/RENTER
31	PAID AIDE/HOUSEKEEPER/EMPLOYEE
32	ROOMMATE

33	EX-WIFE/EX-HUSBAND
34	BOYFRIEND/GIRLFRIEND
35	NEIGHBOR
36	FRIEND
37	SOMEONE/SERVICE AT THE PLACE SP LIVES/LIVED
38	CO-WORKER
39	MINISTER, PRIEST, OR OTHER CLERGY
40	PSYCHIATRIST, PSYCHOLOGIST, COUNSELOR, OR THERAPIST
91	OTHER RELATIVE
92	OTHER NONRELATIVE

**PROGRAMMER INSTRUCTIONS:**

If HH15 = 3 (daughter), 5 (daughter-in-law), 7 (stepdaughter), 9 (sister), 11 (sister-in-law), 13 (mother), 14 (stepmother), 15 (mother-in-law), 19 (granddaughter), 21 (niece), or 23 (aunt), set PERSON GENDER = 2 (female) and go to HH17a.

ELSE If HH15 = 4 (son), 6 (son-in-law), 8 (stepson), 10 (brother), 12 (brother-in-law), 16 (father), 17 (stepfather), 18 (father-in-law), 20 (grandson), 22 (nephew), or 24 (uncle), set PERSON GENDER = 1 (male) and go to HH17a.

Otherwise, go to HH16.

If HH15 = 3 (daughter), 4 (son), 7 (stepdaughter), or 8 (stepson), set CHILDIRHH flag = 1 (yes) for ROSTER PERSON.

---

<b>HH16</b>	<b>op9dgender</b>	R9 D GENDER UPDATE AND NEW
-------------	-------------------	----------------------------

**QUESTION TEXT:**

Is {FIRSTNAME LASTNAME} male or female?

**CODES**

1	MALE
2	FEMALE

**PROGRAMMER INSTRUCTIONS:**

If HH16 = 1, set PERSON GENDER = 1 (male), and display “M” in matrix gender field.

If HH16 = 2, set PERSON GENDER = 2 (female), and display “F” in matrix gender field.

---

<b>BOX HH17</b>	<b>BOX HH17</b>	NOT ON FILE
-----------------	-----------------	-------------

If HH15 = 25-36, 91 OR 92, set HH17 a-c, HH18, and HH19 as NOT REQUIRED and go to HH14a.  
Otherwise, go to HH17a.

---

<b>HH17A</b>	<b>op9birthmth (Sensitive)</b>	R9 OTHER PERSON MONTH OF BIRTH UPDATE AND NEW
--------------	--------------------------------	---

**DISPLAY INSTRUCTIONS:**

Display HH17a, 17b, and 17c, on the same screen.

Display “month” as underlined text.

**QUESTION TEXT:**

What is {FIRSTNAME LASTNAME}'s date of birth?

ENTER MONTH

**ENTER NUMBER**

Range	1 to 12
REFUSED	
DON'T KNOW	

**PROGRAMMER INSTRUCTIONS:**

Hard range 1-12

**HH17B****HH17B**

NOT ON FILE

**DISPLAY INSTRUCTIONS:**

Display HH17a, 17b, and 17c, on the same screen.

Display “day” as underlined text.

**QUESTION TEXT:**

[What is {FIRSTNAME LASTNAME}'s date of birth?]

ENTER DAY

**ENTER NUMBER**

Range

1 to 31

REFUSED

DON'T KNOW

**PROGRAMMER INSTRUCTIONS:**

Hard range 1-31

**HH17C****op9birthyear (Sensitive)**

R9 OTHER PERSON YEAR OF BIRTH UPDATE AND NEW

**DISPLAY INSTRUCTIONS:**

Display HH17a, 17b, and 17c, on the same screen.

Display “year” as underlined text.

**QUESTION TEXT:**

What is {FIRSTNAME LASTNAME}'s date of birth?

ENTER YEAR

**ENTER NUMBER**

REFUSED

DON'T KNOW

**PROGRAMMER INSTRUCTIONS:**

Hard range: CURRENT YEAR – 110.

If HH17a ≥ 1 and HH17b ≥ 1 and HH17c ≥ 1, compute PERSON AGE as (CURRENT DATE – HH17a-c DOB) and prefill HH18.

Otherwise, go to HH19.

**HH18****op9dage**

R9 D OP CAT AGE UPDATE AND NEW

**op9age (Sensitive)**

R9 OTH PERSON AGE UPDATE AND NEW

**QUESTION TEXT:**

That makes {FIRSTNAME LASTNAME} {CALCULATED AGE} today. Is that correct?

**CODES**

1

YES

HH14

2

NO

HH17

REFUSED

HH14

DON'T KNOW

HH14

**PROGRAMMER INSTRUCTIONS:**

If HH18 = 1 (yes), write HHMEMBER AGE to PERSON ROSTER.

<b>HH19</b>	<b>op9dage</b>	R9 D OP CAT AGE UPDATE AND NEW
	<b>op9age (Sensitive)</b>	R9 OTH PERSON AGE UPDATE AND NEW

**QUESTION TEXT:**

How old is {FIRSTNAME LASTNAME}?

ENTER AGE

IF LESS THAN 1 YEAR, ENTER o.

**ENTER NUMBER**

Range

0 to 110

REFUSED

DON'T KNOW

**PROGRAMMER INSTRUCTIONS:**

Numeric field range: 0-110.

Write PERSON AGE to PERSON ROSTER.

If HH19 = DK or RF, display "DK" or "RF" in matrix age field.

Go to HH14.

<b>HH20</b>	<b>HH20</b>	NOT ON FILE
-------------	-------------	-------------

**QUESTION TEXT:**

IS THE HOUSEHOLD MATRIX COMPLETE?

**CODES**

1	YES
2	NO

SECTION CS  
HH14

**Derived Variables from Items in the HH Section**

<b>hh9dmarstat</b>	R9 D MARITAL STATUS AT R9
<b>op9dgender</b>	R9 D GENDER UPDATE AND NEW
<b>hh9dspageall</b>	R9 D SPOU PAR AGE UPDATE AND NEW
<b>op9dage</b>	R9 D OP CAT AGE UPDATE AND NEW
<b>hh9dlvngarrg</b>	R9 D LIVING ARRANGEMENT
<b>hh9dhshldnum</b>	R9 D TOTAL NUMBER IN HOUSEHOLD
<b>hh9dhshldchd</b>	R9 D TOTAL CHILDREN IN HOUSEHOLD
<b>hh9dspouseid</b>	R9 D SPOUSE ID
<b>op9dspoudec</b>	R9 D SPOUSE DIED
<b>op9ddeceased</b>	R9 D SPOUSE CHILD HH MEMBER DIED

**Restricted Variables in the HH Section**

<b>op9resstate</b>	R9 RE OP ADDRESS STATE
<b>op9rescity</b>	R9 RE OP ADDRESS CITY

<b>op9rescoy</b>	R9 RE OP ADDRESS COUNTY
<b>op9fpscoy</b>	R9 RE OP ADDRESS FIPS COUNTY
<b>op9fpsstcy</b>	R9 RE OP ADDRESS FIPS STATE/COUNTY

## NHATS Round 9

Section CS [CHILDREN AND SIBLINGS]

Sequence: 7

**BOX CS1A**

**BOX CS1A**

NOT ON FILE

If any LAST INT ROSTER MEMBERS with relationship codes = 3 (DAUGHTER), 4 (SON), 7 (STEPDAUGHTER), or 8 (STEPSON) and CURRENT INHH flag <>1 (NOT IN HH), go to CS1A.  
Otherwise, go to Box CS1H.

**CS1A**

**op9chnotinh**

R9 CHILD NOT HOUSEHOLD UPDATE AND NEW

### DISPLAY INSTRUCTIONS:

Display "{FIRSTNAME LASTNAME}, {RELATIONSHIP}" of ANY LAST INT ROSTER MEMBERS with relationship codes = 3 (DAUGHTER), 4 (SON), 7 (STEPDAUGHTER), or 8 (STEPSON) below question text.

If any CURRENT INT ROSTER MEMBERS with relationship codes = 3 (DAUGHTER), 4 (SON), 7 (STEPDAUGHTER), or 8 (STEPSON) and CURRENT INHH flag = 1 (IN HH), display "In addition to the child(ren) currently living with {you/SP}, at".

Otherwise, display "At".

### QUESTION TEXT:

{In addition to the child(ren) currently living with {you/SP}, at/At} the time of the last interview in {LAST INT MONTH AND YEAR}, we recorded that {you/SP} had the following child(ren) or stepchild(ren). READ NAMES AND RELATIONSHIPS LISTED BELOW.

{FIRSTNAME LASTNAME}, {RELATIONSHIP}

Is this information correct?

IF ANY CHILD OR STEPCHILD IS DECEASED, CODE 2 LAST INT INFO INCORRECT

IF NAME(S) REFUSED, READ RELATIONSHIP(S)

CONFIRM SPELLING

### CODES

1	YES, INFO CORRECT	CS1E
2	NO, LAST INT INFO INCORRECT	
	REFUSED	CS1E
	DON'T KNOW	CS1E

**CS1B**

**op9chnotinh**

R9 CHILD NOT HOUSEHOLD UPDATE AND NEW

### DISPLAY INSTRUCTIONS:

Display ROSTER as a grid.

Display questions CS1B-CS1G on full matrix screen.

Prefill grid with LAST INT information FIRST NAME, LASTNAME, RELATIONSHIP, and GENDER for PERSON ROSTER MEMBERS with LAST INT RELATIONSHIP CODE = 3 (DAUGHTER), 4 (SON), 7 (STEPDAUGHTER), or 8 (STEPSON).

Display "{FIRSTNAME LASTNAME}, {RELATIONSHIP}" of first, next LAST INT ROSTER MEMBER with relationship codes = 3 (DAUGHTER), 4 (SON), 7 (STEPDAUGHTER), or 8 (STEPSON) below question text.

For the first ROSTER MEMBER, display "First".

Otherwise, display "Next"



**QUESTION TEXT:**

{First/Next} we recorded  
 {FIRSTNAME LASTNAME}{RELATIONSHIP}  
 Is this correct?  
 CONFIRM SPELLING

**CODES**

1	YES, INFO CORRECT	CS1E
2	NO, LAST INT INFO INCORRECT	
3	CHILD DECEASED	BOX CS1H
	REFUSED	CS1E
	DON'T KNOW	CS1E

**PROGRAMMER INSTRUCTIONS:**

If CS1b = 3 (DECEASED), set DECEASED flag = 1 (YES) for ROSTER MEMBER and go to BOX CS1H.

**CS1C****CS1C**

NOT ON FILE

**DISPLAY INSTRUCTIONS:**

Prefill name in response field and allow corrections.  
 Do not display question text in brackets during first entry to person roster.  
 Otherwise, display question text in brackets.

Display "first" as underlined text.

**QUESTION TEXT:**

{[]What is (his/her) correct first name?[]}  
 {FIRSTNAME LASTNAME}{RELATIONSHIP}  
 CONFIRM SPELLING

**ENTER TEXT**

Length

25

**CS1D****CS1D**

NOT ON FILE

**DISPLAY INSTRUCTIONS:**

Prefill name in response field and allow corrections.

Display "last" as underlined text.

**QUESTION TEXT:**

{[]What is (his/her) correct last name?[]}  
 {FIRSTNAME LASTNAME}{RELATIONSHIP}  
 CONFIRM SPELLING

**ENTER TEXT**

Length

25

**PROGRAMMER INSTRUCTIONS:**

Write updated first and last names to the person roster for ROSTER MEMBER. Set a NAMECHANGE flag to indicate that the name was changed.

---

<b>CS1E</b>	<b>op9rescity (Restricted)</b>	R9 RE OP ADDRESS CITY
	<b>op9resstate (Restricted)</b>	R9 RE OP ADDRESS STATE

**QUESTION TEXT:**

Does {FIRSTNAME LASTNAME}, {RELATIONSHIP} currently live in {CITY}, {STATE}?

IF CITY OR STATE MISSING, DON'T KNOW, OR REFUSED, ENTER 2

**CODES**

1	YES, INFO CORRECT	BOX CS1H
2	NO, UPDATES NEEDED	
	REFUSED	BOX CS1H
	DON'T KNOW	BOX CS1H

**PROGRAMMER INSTRUCTIONS:**

If CS1E = 1 (YES), write LAST INT CITY and STATE to roster as CURRENT INT CITY and STATE for ROSTER MEMBER and go to BOX CS1H.

If CS1E = 2 (UPDATES NEEDED), set LOCATION CHANGE flag =1 (YES) for ROSTER MEMBER to indicate location change.

---

<b>CS1F</b>	<b>op9rescity (Restricted)</b>	R9 RE OP ADDRESS CITY
-------------	--------------------------------	-----------------------

**DISPLAY INSTRUCTIONS:**

Display "CITY" in underlined text.

Display CS7a and CS7b on the same screen.

Display CITY for ROSTER MEMBER from PERSON ROSTER and prefill city response field if already collected. Allow update to city field if prefilled and allow enter if field is prefilled and no updates are made.

**QUESTION TEXT:**

In what city and state does {FIRSTNAME LASTNAME} live?

ENTER CITY

CONFIRM SPELLING

**ENTER TEXT**

Length	25
REFUSED	
DON'T KNOW	

---

<b>CS1G</b>	<b>op9resstate (Restricted)</b>	R9 RE OP ADDRESS STATE
-------------	---------------------------------	------------------------

**DISPLAY INSTRUCTIONS:**

Display CS7a and CS7b on the same screen.

Display STATE for ROSTER MEMBER from PERSON ROSTER and prefill state response field if already collected. Allow update to city field if prefilled and allow enter if field is prefilled and no updates are made.

**QUESTION TEXT:**

In what city and state does {FIRSTNAME LASTNAME} live?

ENTER STATE

TYPE THE FIRST LETTER OF THE STATE, THEN USE ARROW KEYS IF NEEDED TO LOCATE STATE, AND PRESS ENTER TO SELECT

REFUSED

DON'T KNOW

**PROGRAMMER INSTRUCTIONS:**

Use lookup file of state names.

Write updated PERSON CITY and STATE to PERSON ROSTER for ROSTER MEMBER.

---

**BOX CS1H**

**BOX CS1H**

NOT ON FILE

If any other LAST INT ROSTER MEMBERS with relationship codes = 3 (DAUGHTER), 4 (SON), 7 (STEPDAUGHTER), or 8 (STEPSON) and INHH flag <>1 (NOT IN HH), go to CS1B.

Else if HH1=1 (MARRIED) or 2 (LIVING WITH A PARTNER), go to CS1H.

Otherwise, go to BOX CS9PRE.

---

**CS1H**

**CS1H**

NOT ON FILE

**DISPLAY INSTRUCTIONS:**

If any roster entries with a new CURRENT INT ROSTER MEMBER with CURRENT INT relationship codes = 3 (DAUGHTER), 4 (SON), 7 (STEPDAUGHTER), or 8 (STEPSON), display "Besides {you/{FIRST NAME LASTNAME of roster entry with 3 (DAUGHTER), 4 (SON), 7 (STEPDAUGHTER), or 8 (STEPSON)}", "{do you/does SP}" and "other".

Otherwise, display "{Do you /Does SP}".

If PROXY flag = 1 (YES) and ROSTER MEMBER CURRENT INT RELATIONSHIP code = 3 (DAUGHTER), 4 (SON), 7 (STEPDAUGHTER), or 8 (STEPSON) and ROSTER MEMBER is new in CURRENT INT, display "you". Otherwise, display "{FIRSTNAME LASTNAME of roster entry with 3 (DAUGHTER), 4 (SON), 7 (STEPDAUGHTER), or 8 (STEPSON)}".

If (PROXY flag = 1 (YES) and CURRENT INT RELATIONSHIP code = 3 (DAUGHTER), 4 (SON), 7 (STEPDAUGHTER), or 8 (STEPSON)) and (any other new roster entries in CURRENT INT and CURRENT INT codes = 3 (DAUGHTER), 4 (SON), 7 (STEPDAUGHTER), or 8 (STEPSON)), display "and" and "{FIRSTNAME LASTNAME of roster entry with 3 (DAUGHTER), 4 (SON), 7 (STEPDAUGHTER), or 8 (STEPSON)}".

If more than one name displayed, display "and" between each one.

If PROXY flag is null or [PROXY flag = 1 (YES) and PROXY RELATIONSHIP = 2 (SPOUSE/PARTNER)], display "do you" or "Do you".

Otherwise, display "does SP" or "Does SP".

**QUESTION TEXT:**

{Besides {you/{and} {FIRSTNAME LASTNAME of roster entry with 3 (DAUGHTER), 4 (SON), 7 (STEPDAUGHTER) or 8 (STEPSON)}, {do you/does SP}}/ {Do you/Does SP}} have any {other} new stepchildren?

**CODES**

1

YES

CS3PRE

2

NO

REFUSED

DON'T KNOW

IF PROXY RESPONDENT flag = 1 (YES) and [PROXY ROSTER MEMBER relationship code = 3 (DAUGHTER), 4 (SON), 7 (STEPDAUGHTER) or 8 (STEPSON)] and INHOUSEHOLD flag = 1 (YES), set CHILDIRHH flag = 1 (YES) for PROXY ROSTER MEMBER.

If PROXY RESPONDENT flag = 1 (YES) and [PROXY ROSTER MEMBER relationship code = 7 (STEPDAUGHTER) or 8 (STEPSON)] and ROSTER MEMBER is new in CURRENT INT and INHH flag <> 1 (NOT IN HH) for PROXY ROSTER MEMBER, go to CS4a.

If any new in CURRENT INT roster members with CHILDIRHH flag = 1 (YES), go to CS9.

Otherwise, go to BOX CS9PRE.

**DISPLAY INSTRUCTIONS:**

Display CHILDREN ROSTER as a grid.

Display questions CS2A-CS7B on full matrix screen.

Do not display question text in brackets during first entry to person roster.  
Otherwise, display question text in brackets.

Display "first" as underlined text.

Display "PRESS ENTER IF MATRIX IS COMPLETE" for first empty roster entry.

**QUESTION TEXT:**

{{}}Please tell me their names and whether they are {your/{}'s} daughter, son, stepdaughter, or stepson.{{}}

What is (his/her) first name?

CONFIRM SPELLING

PROBE IF NECESSARY: {Do you/Does {} have any other living children?

{PRESS ENTER IF MATRIX IS COMPLETE}

**PROGRAMMER INSTRUCTIONS:**

For each ROSTER addition, set CHILDNOTINHH flag= 1 (YES) for ROSTER PERSON.

Allow up to 15 row entries.

Allow movement between grid items using the arrow keys.

Go to CS8 when matrix is complete

**DISPLAY INSTRUCTIONS:**

Display "first" in underlined text.

**QUESTION TEXT:**

What is (his/her) first name?

CONFIRM SPELLING

**ENTER TEXT**

**CS2B****CS2B**

NOT ON FILE

**DISPLAY INSTRUCTIONS:**

Display "last" in underlined text.

**QUESTION TEXT:**

What is (his/her) last name?

CONFIRM SPELLING

**ENTER TEXT**

Length

25

**CS3****op9relatnshp**

R9 RELASHIP TO SP UPDATE AND NEW

**op9dgender**

R9 D GENDER UPDATE AND NEW

**DISPLAY INSTRUCTIONS:**

Display CHILD RELATIONSHIP CODE LIST

**QUESTION TEXT:**

What is {FIRSTNAME LASTNAME}'s relationship to {you/SP}?

PRESS F1 FOR HELP SCREEN

**CODES**

3	DAUGHTER
4	SON
7	STEPDAUGHTER
8	STEPSON

**PROGRAMMER INSTRUCTIONS:**

If CS3 = 3 (daughter) or 7 (stepdaughter), set PERSON GENDER = 2 (female), and display "F" in matrix gender field.  
 ELSE set PERSON GENDER = 1 male), and display "M" in matrix gender field.

**CS4A****op9birthmth (Sensitive)**

R9 OTHER PERSON MONTH OF BIRTH UPATE AND NEW

**DISPLAY INSTRUCTIONS:**

Display "month" in underlined text.

**QUESTION TEXT:**

What is {FIRSTNAME LASTNAME}'s date of birth?

ENTER MONTH

**ENTER NUMBER**

Range  
 REFUSED

1 to 12

DON'T KNOW

---

**CS4B**

**CS4B**

NOT ON FILE

**DISPLAY INSTRUCTIONS:**

Display CS4a, CS4b, and CS4c, on the same screen.

Display “day” as underlined text.

**QUESTION TEXT:**

[What is {FIRSTNAME LASTNAME}'s date of birth?]

ENTER DAY

**ENTER NUMBER**

Range

1 to 31

REFUSED

DON'T KNOW

---

**CS4C**

**op9birthyear (Sensitive)**

R9 OTHER PERSON YEAR OF BIRTH UPDATE AND NEW

**DISPLAY INSTRUCTIONS:**

Display CS4a, CS4b, and CS4c, on the same screen.

Display “year” as underlined text.

**QUESTION TEXT:**

What is {FIRSTNAME LASTNAME}'s date of birth?

ENTER YEAR

**ENTER NUMBER**

Range

1 to 12

REFUSED

DON'T KNOW

**PROGRAMMER INSTRUCTIONS:**

Hard range: CURRENT YEAR – 95.

Soft range: (CURRENT YEAR – 20) – (CURRENT YEAR – 75)

If CS4c violates hard range, display error message "YEAR OF BIRTH OUTSIDE OF RANGE, CONFIRM WITH RESPONDENT AND RE-ENTER".

If CS4a ≥ 1 and CS4b ≥ 1 and CS4c ≥ 1, compute PERSON AGE as (CURRENT DATE □ CS4a-c DOB) and prefill CS5.

Otherwise, go to CS6.

---

**CS5**

**op9age (Sensitive)**

R9 OTH PERSON AGE UPDATE AND NEW

**op9dage**

R9 D OP CAT AGE UPDATE AND NEW

**QUESTION TEXT:**

That makes {FIRSTNAME LASTNAME}{CALCULATED AGE} today. Is that correct?

**CODES**

1

YES

CS7A

2

NO

CS4A

REFUSED  
DON'T KNOW

CS7A  
CS7A

**PROGRAMMER INSTRUCTIONS:**

If CS5 = 1 (yes), write person AGE to PERSON ROSTER.  
If CS5 = DK or RF, display "DK" or "RF" in matrix age field.

**CS6**

**op9age (Sensitive)**

R9 OTH PERSON AGE UPDATE AND NEW

**op9dage**

R9 D OP CAT AGE UPDATE AND NEW

**QUESTION TEXT:**

How old is {FIRSTNAME LASTNAME}?

ENTER AGE

IF LESS THAN 1 YEAR, ENTER 0

**ENTER NUMBER**

Range

0 to 95

Soft Range

15 to 75

REFUSED

DON'T Know

**PROGRAMMER INSTRUCTIONS:**

If CS5 = 1 (yes), write person AGE to PERSON ROSTER.  
If CS5 = DK or RF, display "DK" or "RF" in matrix age field.

**CS7A**

**op9rescity (Restricted)**

R9 RE OP ADDRESS CITY

**DISPLAY INSTRUCTIONS:**

Display "CITY" in underlined text.

Display CS7a and CS7b on the same screen

**QUESTION TEXT:**

In what city and state does {FIRSTNAME LASTNAME} live?

ENTER CITY

CONFIRM SPELLING

**ENTER TEXT**

Length

25

REFUSED

DON'T KNOW

**CS7B**

**op9resstate (Restricted)**

R9 RE OP ADDRESS STATE

**DISPLAY INSTRUCTIONS:**

Display CS7a and CS7b on the same screen

**QUESTION TEXT:**

[In what city and state does {FIRSTNAME LASTNAME} live?]

ENTER STATE

TYPE THE FIRST LETTER OF STATE, THEN USE ARROW KEYS IF NEEDED TO LOCATE STATE, AND PRESS ENTER TO SELECT

**ENTER TEXT**

REFUSED  
DON'T KNOW

**PROGRAMMER INSTRUCTIONS:**

Use lookup file of state names.  
Write PERSON CITY and STATE to PERSON ROSTER.  
Go to CS2A

---

<b>CS8</b>	<b>CS8</b>	NOT ON FILE
------------	------------	-------------

**QUESTION TEXT:**

IS THE NEW CHILDREN MATRIX COMPLETE?

**CODES**

1	YES	
2	NO	CS2A

---

<b>BOX CS9PRE</b>	<b>BOX CS9PRE</b>	NOT ON FILE
-------------------	-------------------	-------------

If any ROSTER MEMBERS new in CURRENT INT with relationship codes = 3 (DAUGHTER) or 4 (SON), and DECEASED flag <> 1 (YES) for ROSTER MEMBER, go to CS9.

Else if any ROSTER MEMBERS new in CURRENT INT with relationship codes = 7 (STEPDAUGHTER), or 8 (STEPSON) and DECEASED flag <> 1 (YES) for ROSTER MEMBER, go to CS9PRE.

Otherwise, go to BOX CS14.

---

<b>CS9PRE</b>	<b>CS9PRE</b>	NOT ON FILE
---------------	---------------	-------------

**QUESTION TEXT:**

Now I have a few questions about each of {your/SP's} new stepchildren.

PRESS 1 AND ENTER TO CONTINUE

---

<b>CS9</b>	<b>op9educhild</b>	R9 CHILD EDUC AT R5 OR WHEN ADDED
	<b>op9leveledu</b>	R9 OP HIGHEST ED UPDATE AND NEW

**DISPLAY INSTRUCTIONS:**

Display ROSTER as a grid.  
Display questions CS9-CS12 on full matrix screen.

**QUESTION TEXT:**

SHOWCARD CS1

What is the highest degree or level of school {FIRSTNAME LASTNAME} completed?

**CODES**



- 1 NO SCHOOLING COMPLETED
- 2 1ST-8TH GRADE
- 3 9TH-12TH GRADE (NO DIPLOMA)
- 4 HIGH SCHOOL GRADUATE (HIGH SCHOOL DIPLOMA OR EQUIVALENT)
- 5 VOCATIONAL, TECHNICAL, BUSINESS, OR TRADE SCHOOL CERTIFICATE OR DIPLOMA (BEYOND HIGH SCHOOL LEVEL)
- 6 SOME COLLEGE BUT NO DEGREE
- 7 ASSOCIATE'S DEGREE
- 8 BACHELOR'S DEGREE
- 9 MASTER'S, PROFESSIONAL, OR DOCTORAL DEGREE
- REFUSED
- DON'T KNOW

**PROGRAMMER INSTRUCTIONS:**

Display grid with FIRSTNAME LASTNAME of roster entries with ROSTER MEMBERS new in CURRENT INT and CURRENT INT relationship codes = 7 (STEPDAUGHTER), or 8 (STEPSON)

Allow movement between grid items using the arrow keys.

When exiting matrix, if any blank fields in matrix CS2A-CS7B, or matrix CS9-CS12 for any new stepchild added in CURRENT INT, return cursor to the blank field and display appropriate error message.

Go to CS13 when matrix is complete.

Write education level to PERSON ROSTER.

Display the following in the matrix education field for CS9 response values: 1: "NONE", 2: "PRE-8TH", 3: "9TH-12TH", 4: "HS GRAD", 5: "VOC/TECH", 6: "SOME COLL", 7: "AA", 8: "BA", 9: "POSTGRAD", DK: "DK", RF: "RF".

---

<b>CS10</b>	<b>op9martlstat</b>	R9 CHILD MARITL STAT AT R5 OR WHEN ADDED
-------------	---------------------	--

---

**QUESTION TEXT:**

Is {FIRSTNAME LASTNAME} married, living with a partner, separated, divorced, widowed, or never married?

**CODES**

- 1 MARRIED
- 2 LIVING WITH A PARTNER
- 3 SEPARATED
- 4 DIVORCED
- 5 WIDOWED
- 6 NEVER MARRIED
- REFUSED
- DON'T KNOW

**PROGRAMMER INSTRUCTIONS:**

Write Marital status to PERSON ROSTER.

---

<b>CS11</b>	<b>op9numchldrn</b>	R9 CHILD NUM CHILDREN AT R5 OR WHEN ADDED
-------------	---------------------	---

---

**QUESTION TEXT:**

How many living children does {FIRSTNAME LASTNAME} have?

IF NEEDED: Include step and adopted children.

ENTER NUMBER OF CHILDREN

**ENTER NUMBER**

Range	0 to 24
Soft Range	0 to 10
REFUSED	
DON'T KNOW	

**PROGRAMMER INSTRUCTIONS:**

Hard Range: 0-24. Soft range: 0-10.

Write number of children to PERSON ROSTER.

If CS11 = 0, RF, or DK go to CS9.

---

**CS12**

**op9anychdu18**

R9 CHILD CHILD U 18 AT R5 OR WHEN ADDED

**QUESTION TEXT:**

Are any of {FIRSTNAME LASTNAME}'s children under age 18?

**CODES**

1	YES	
2	NO	CS9
	REFUSED	CS9
	DON'T KNOW	CS9

---

**CS12A**

**op9numchdu18**

R9 CHILD NUM CHILD U 18 AT R5 OR WHEN ADDED

**QUESTION TEXT:**

How many children are under age 18?

**ENTER NUMBER**

Range	1 to 20
REFUSED	
DON'T KNOW	

**PROGRAMMER INSTRUCTIONS:**

Write number of children under 18 to PERSON ROSTER.

If CS12a > CS11, display error message "NUMBER OF CHILDREN UNDER 18 CANNOT BE GREATER THAN TOTAL NUMBER OF CHILDREN".

Write FIRST NAME, LAST NAME, RELATIONSHIP, DOB, AGE, CITY, STATE, EDUCATION LEVEL, MARITAL STATUS, # OF CHILDREN, AND # OF CHILDREN UNDER 18 TO PERSON ROSTER FOR ROSTER MEMBER. Go to CS9.

---

**BOX CS13**

**BOX CS13**

NOT ON FILE

If any other ROSTER MEMBERS new in CURRENT INT with relationship codes = 3 (DAUGHTER), 4 (SON), 7 (STEPDAUGHTER), or 8 (STEPSON) and DECEASED flag <> 1 (YES) for ROSTER MEMBER, go to CS9.

Otherwise, go to CS13.

**CS13****CS13**

NOT ON FILE

**QUESTION TEXT:**

IS THE NEW CHILDREN MATRIX COMPLETE?

**CODES**

1	YES
2	NO

CS9

**PROGRAMMER INSTRUCTIONS:**

If CS13 = 2 (NO), display error message "GO BACK AND ADD THE MISSING INFORMATION".

**BOX CS14****BOX CS14**

NOT ON FILE

If LAST INT CS14 = 0, go to BOX CS15.

Otherwise, go to CS14.

**CS14****cs9sistrsnum**

R9 CS14 NUMBER OF LIVING SISTERS

**QUESTION TEXT:**

How many living sisters {do you/does SP} have?

ENTER NUMBER OF SISTERS

**ENTER NUMBER**

Range	0 to 20
Soft Range	0 to 10
REFUSED	
DON'T KNOW	

**PROGRAMMER INSTRUCTIONS:**

Hard Range: 0-20.

Soft range: 0-10.

**BOX CS15****BOX CS15**

NOT ON FILE

If LAST INT CS15 = 0, go to Section SN – Social Network

Otherwise, go to CS15.

**CS15****cs9brthrsnum**

R9 CS15 NUMBER OF LIVNG BROTHERS

**QUESTION TEXT:**

How many living brothers {do you/does SP} have?

ENTER NUMBER OF BROTHERS

**ENTER NUMBER**

Range	0 to 20
Soft Range	0 to 10
REFUSED	
DON'T KNOW	

**PROGRAMMER INSTRUCTIONS:**

Hard Range: 0-20.

Soft range: 0-10.

Go to Section SN – Social Network

---

Derived Variables from Items in CS Section	
<b>cs9dnumchild</b>	R9 D NUMBER OF CHILDREN
<b>cs9dnmstpchd</b>	R9 D NUMBER OF STEPCHILDREN
<b>cs9dnumdaugh</b>	R9 D NUMBER OF DAUGHTERS
<b>cs9dnumson</b>	R9 D NUMBER OF SONS
<b>op9dchilddec</b>	R9 D CHILD NOT IN HH DIED
<b>op9dgender</b>	R9 D GENDER UPDATE AND NEW
<b>op9dage</b>	R9 D OP CAT AGE UPDATE AND NEW

Restricted Variables in the CS Section	
<b>op9resstate</b>	R9 RE OP ADDRESS STATE
<b>op9rescity</b>	R9 RE OP ADDRESS CITY
<b>op9rescoy</b>	R9 RE OP ADDRESS COUNTY
<b>op9fpscoy</b>	R9 RE OP ADDRESS FIPS COUNTY
<b>op9fpsstcy</b>	R9 RE OP ADDRESS FIPS STATE/COUNTY

## NHATS Round 9

Section SN [SOCIAL NETWORK]

Sequence: 8

**BOX SN1** **BOX SN1** NOT ON FILE

If PROXY flag = 1 (YES), go to Section HO – Home Environment.  
Otherwise, go to SN1PRE

**SN1PRE** **SN1PRE** NOT ON FILE

### QUESTION TEXT:

The next questions are about who you talk to about important things in your life. This may include good or bad things that happen to you, problems you are having, or important concerns you may have.

PRESS 1 AND ENTER TO CONTINUE

**SN2** **op9soclntrwk** R9 SN2 PART OF SP SOCIAL NETWORK

### DISPLAY INSTRUCTIONS:

Display PERSON ROSTER with FIRST NAME, LAST NAME, and RELATIONSHIP TO SP if any person has been added to the PERSON ROSTER other than the SP.

Allow entry for FIRST NAME, LAST NAME, and RELATIONSHIP TO SP fields.

For additions to the PERSON ROSTER, display SOCIAL NETWORK RELATIONSHIP CODE LIST.

Display “SP HAS NO ONE TO TALK TO” as first option on the PERSON ROSTER DISPLAY.

Display "UP TO 5 PEOPLE" in bold underlined text.

### QUESTION TEXT:

Looking back over the last year, who are the people you talked with most often about important things?

Please tell me their first and last name and their relationship to you.

SELECT/ENTER UP TO 5 PEOPLE IN THE ORDER SP NAMES PEOPLE

PROBE ONCE IF SP NAMES FEWER THAN 5 PEOPLE: Anyone else?

SELECT ALL THAT APPLY

IF PERSON NAMED IS NOT ON THE ROSTER, PRESS CTRL/S TO ADD A PERSON

### PROGRAMMER INSTRUCTIONS:

Allow up to 5 selections to PERSON ROSTER. SET SOCIAL NETWORK ORDER flag 1-5 in order selected/added.

Display "CTRL/S" in red bolded font.

If “SP HAS NO ONE TO TALK TO” is selected, disallow other roster entries or selections and go to Section HO – Home Environment.

If “SP HAS NO ONE TO TALK TO” is selected, set NOONETOTALKTO flag = 1 (yes).

If no additions to the PERSON ROSTER, go to Section HO – Home Environment.

If other roster selections and “SP HAS NO ONE TO TALK TO” is selected, display message “INCONSISTENT ANSWER. NO ONE TO TALK TO CANNOT BE SELECTED WITH OTHER ROSTER ENTRIES.”

For each roster selection other than “SP HAS NO ONE TO TALK TO” at SN2, set SOCIAL NETWORK flag = 1 (YES).

If ROSTER MEMBER selected is missing gender, age category, city, or state, prompt for missing data items in SN6-SN8a as needed.

If more than 5 roster members selected at SN2, display error message, “YOU MAY ONLY SELECT 5 PEOPLE.”

---

**SN3****SN3**

NOT ON FILE

**DISPLAY INSTRUCTIONS:**

Display SN3 and SN4 on same page.

Display “first” as underlined text.

**QUESTION TEXT:**

[What is (his/her) first name?]

CONFIRM SPELLING

**ENTER TEXT**

Length

25

---

**SN4****SN4**

NOT ON FILE

**DISPLAY INSTRUCTIONS:**

Display SN3 and SN4 on same page.

Display “last” as underlined text.

**QUESTION TEXT:**

[What is (his/her) last name?]

CONFIRM SPELLING

**ENTER TEXT**

Length

25

---

**SN5****op9relatnshp**

R9 RELASHIP TO SP UPDATE AND NEW

**op9dgender**

R9 D GENDER UPDATE AND NEW

**QUESTION TEXT:**

[What is {FIRSTNAME LASTNAME}'s relationship to you?]

PRESS F1 FOR HELP SCREEN

**CODES**

- |    |                 |
|----|-----------------|
| 2  | SPOUSE/PARTNER  |
| 3  | DAUGHTER        |
| 4  | SON             |
| 5  | DAUGHTER-IN-LAW |
| 6  | SON-IN-LAW      |
| 7  | STEPDAUGHTER    |
| 8  | STEPSON         |
| 9  | SISTER          |
| 10 | BROTHER         |

11	SISTER-IN-LAW
12	BROTHER-IN-LAW
13	MOTHER
14	STEPMOTHER
15	MOTHER-IN-LAW
16	FATHER
17	STEPFATHER
18	FATHER-IN-LAW
19	GRANDDAUGHTER
20	GRANDSON
21	NIECE
22	NEPHEW
23	AUNT
24	UNCLE
25	COUSIN
26	STEPDAUGHTER'S SON/DAUGHTER
27	STEPSON'S SON/DAUGHTER
28	DAUGHTER-IN-LAW'S SON/DAUGHTER
29	SON-IN-LAW'S SON/DAUGHTER
30	BOARDER/RENTER
31	PAID AIDE/HOUSEKEEPER/EMPLOYEE
32	ROOMMATE
33	EX-WIFE/EX-HUSBAND
34	BOYFRIEND/GIRLFRIEND
35	NEIGHBOR
36	FRIEND
37	SOMEONE/SERVICE AT THE PLACE SP LIVES/LIVED
38	CO-WORKER
39	MINISTER, PRIEST, OR OTHER CLERGY
40	PSYCHIATRIST, PSYCHOLOGIST, COUNSELOR, OR THERAPIST
91	OTHER RELATIVE
92	OTHER NONRELATIVE

#### PROGRAMMER INSTRUCTIONS:

For each addition to the PERSON ROSTER:

If 5 (daughter-in-law), 9 (sister), 11 (sister-in-law), 13 (mother), 14 (stepmother), 15 (mother-in-law), 19 (granddaughter), 21 (niece), or 23 (aunt) selected, set PERSON GENDER = 2 (female) and display SN7-SN8b for each.

Else if 6 (son-in-law), 10 (brother), 12 (brother-in-law), 16 (father), 17 (stepfather), 18 (father-in-law), 20 (grandson), 22 (nephew), or 24 (uncle) selected, set PERSON GENDER = 1 (male) and display SN7-SN8b for each.

Otherwise, display SN6-SN8b for each.

---

<b>SN6</b>	<b>op9dgender</b>	R9 D GENDER UPDATE AND NEW
------------	-------------------	----------------------------

#### QUESTION TEXT:

If NOT OBVIOUS, ASK:

Is {FIRST NAME LAST NAME} male or female?

#### CODES

1	MALE
2	FEMALE
	REFUSED
	DON'T KNOW

**PROGRAMMER INSTRUCTIONS:**

Write PERSON GENDER to PERSON ROSTER.

**BOX SN7****BOX SN7**

NOT ON FILE

If (DATE OF BIRTH and MONTH OF BIRTH and YEAR OF BIRTH) for ROSTER MEMBER <> (NULL, RF, or DK), go to BOX SN8.  
 Else if AGE CATEGORY for ROSTER MEMBER <> (NULL, RF or DK), go to SN7.  
 Else if AGE CATEGORY for ROSTER MEMBER = (NULL, RF or DK), go to SN7A.  
 Otherwise, go to BOX SN8.

**SN7****SN7**

NOT ON FILE

**DISPLAY INSTRUCTIONS:**

Display SN8a and 8b on the same screen.

Display "city" as underlined text.

**QUESTION TEXT:**

Is {FIRST NAME LAST NAME} still {LAST INT AGE CATEGORY} years old?

**CODES**

1	INFO CORRECT	BOX SN8
2	UPDATES NEEDED	
	REFUSED	BOX SN8
	DON'T KNOW	BOX SN8

**PROGRAMMER INSTRUCTIONS:**

If SN7 = 1 (INFO CORRECT), prefill SN7A with preloaded age category.

**SN7A****op9dcatgryag**

R9 D OTH PERSN SN CAT AGE

**QUESTION TEXT:**

How old is {FIRST NAME LAST NAME}?

**CODES**

1	UNDER 30
2	30-39
3	40-49
4	50-59
5	60-69
6	70-79
7	80-89
8	90+
	REFUSED
	DON'T KNOW

**PROGRAMMER INSTRUCTIONS:**

Write AGE CATEGORY to PERSON ROSTER.

**BOX SN8****BOX SN8**

NOT ON FILE

If CITY for ROSTER MEMBER <> (NULL, RF or DK), go to SN8.  
 Else if CITY for ROSTER MEMBER = (NULL, RF or DK), go to SN8A.  
 Otherwise, go to BOX SN9.

**SN8****SN8**

NOT ON FILE



**QUESTION TEXT:**

Does {FIRST NAME LAST NAME} still live in {CITY, STATE}?

CONFIRM SPELLING

**CODES**

1	INFO CORRECT	BOX SN9
2	UPDATES NEEDED	
	REFUSED	BOX SN9
	DON'T KNOW	BOX SN9

**PROGRAMMER INSTRUCTIONS:**

If SN7 = 1 (INFO CORRECT), prefill SN7A with preloaded age category.

**SN8A**

**op9rescity (Restricted)** R9 RE OP ADDRESS CITY

**DISPLAY INSTRUCTIONS:**

Display SN8a and 8b on the same screen.  
Display “city” as underlined text.

**QUESTION TEXT:**

Where does {FIRST NAME LAST NAME} live?

[What is {FIRST NAME LAST NAME}'s city?]

CONFIRM SPELLING

**ENTER TEXT**

Length

25

**SN8B**

**op9resstate (Restricted)** R9 RE OP ADDRESS STATE

**DISPLAY INSTRUCTIONS:**

Display SN8a and 8b on the same screen.  
Display “state” as underlined text.

**QUESTION TEXT:**

[What is {FIRST NAME LAST NAME} state?]

TYPE THE FIRST LETTER OF THE STATE, THEN USE ARROW KEYS IF NEEDED TO LOCATE STATE, AND PRESS ENTER TO SELECT

**PROGRAMMER INSTRUCTIONS:**

Use lookup file (59STATETERR) of state names  
Display state name response label.  
Write PERSON CITY and STATE to PERSON ROSTER.

**BOX SN9**

**BOX SN9**

NOT ON FILE

Go to BOX SN6A for next ROSTER MEMBER selected or added at SN2.  
If no other selections or additions, go to SN9.

**SN9**

**SN9**

NOT ON FILE

**QUESTION TEXT:**

IS THE SOCIAL NETWORK MATRIX COMPLETE?

**CODES**

1	YES
2	NO

SECTION HO
SN2

**PROGRAMMER INSTRUCTIONS:**

If SN9 = 2 (NO), display error message "GO BACK AND ADD THE PERSON".

**Derived Variables from Items in SN Section**

sn9dnumsn	R9 D NUMBER IN SOCIAL NETWORK
op9dcatgryag	R9 D OTH PERSN NEW SN CAT AGE
op9dsocwrkfl	R9 D LIKELY SOCIAL NETWRK MEMBER
op9dgender	R9 D GENDER UPDATE AND NEW

**Flag Variables set in SN Section**

fl9noonetalk	R9 F SN SP HAS NO ONE TO TALK TO
--------------	----------------------------------

**Restricted Variables in the SN Section**

op9resstate	R9 RE OP ADDRESS STATE
op9rescity	R9 RE OP ADDRESS CITY
op9rescoy	R9 RE OP ADDRESS COUNTY
op9fpscoy	R9 RE OP ADDRESS FIPS COUNTY
op9fpsstcy	R9 RE OP ADDRESS FIPS STATE/COUNTY

## NHATS Round 9

Section HO [HOME ENVIRONMENT]

Sequence: 9

HO1PRE

HO1PRE

NOT ON FILE

### DISPLAY INSTRUCTIONS:

If STRUCTURE flag = 2 (MULTI-UNIT), display “building”.  
Otherwise, display “home”.

### QUESTION TEXT:

Now I have some questions about {your/SP's} {home/building}.

PRESS 1 AND ENTER TO CONTINUE

HO1

ho9entrstair

R9 HO1 ENTRANCE STAIRS OUTSIDE

### QUESTION TEXT:

Thinking about the entrance that {you use/SP uses} most often, are there stairs or a step up or down to get into {your/SP's} {home/building} from outside?

### CODES

- 1 YES
- 2 NO
- REFUSED
- DON'T KNOW

BOX HO2

BOX HO2

NOT ON FILE

If STRUCTURE flag = 2 (multi-unit), go to HO2.  
ELSE, go to HO3.

HO2

ho9entrccomn

R9 HO2 ENTRANCE COMMON OR PRIVAT

### QUESTION TEXT:

Is this a common or shared entrance, or is it an entrance directly into {your/SP's} {home/apartment/room/unit/suite/other}?

### CODES

- 1 COMMON OR SHARED ENTRANCE
- 2 ENTRANCE DIRECTLY INTO HOME
- REFUSED
- DON'T KNOW

HO3

ho9entrnramp

R9 HO3 RAMP AT ENTRANCE

### QUESTION TEXT:

Whether or not {you use/SP uses} it, does this entrance have a ramp?

### CODES

- 1 YES
- 2 NO
- REFUSED
- DON'T KNOW

---

**BOX HO4****BOX HO4**

NOT ON FILE

If NEW RESIDENCE flag = 1 and STRUCTURE flag = 2 (multi-unit) and RE9= 2 (multiple floors), then go to HO4, variable text [a].

Else if NEW RESIDENCE flag = 1 and STRUCTURE flag = 2 (multi-unit) and RE9=1 (single floor), then go to HO4, variable text [c].

Otherwise, go to BOX HO5.

---

**HO4****ho9bldgamen1**

R9 HO4A NEW RES BLDG HAS ELEVATOR

**ho9bldgamen2**

R9 HO4B NEW RES BLDG STAIR LIFT GLIDE

**ho9bldgamen3**

R9 HO4C NEW RES BLDG COMMN SPACE MEALS

**ho9bldgamen4**

R9 HO4D NEW RES BLDG SPACE SOCIAL EVT

**DISPLAY INSTRUCTIONS:**

If at HO4a do not display brackets in question text.

If at HO4c and RE9= 1 (single floor), do not display brackets in question text.

Otherwise, display brackets.

Use "Same Question Stem" display

**QUESTION TEXT:**

{{Does the building that {you live/SP lives} in have{{}}

{variable text [a-d]}

RESPONSE [1] a. an elevator?

RESPONSE [2] b. a stair lift or stair glide?

RESPONSE [3] c. common or shared spaces that are used for meals?

RESPONSE [4] d. common or shared spaces that can be used for socializing?

**CODES**

- 1 YES
- 2 NO
- REFUSED
- DON'T KNOW

**PROGRAMMER INSTRUCTIONS:**

Array the responses and Variable text columns in the panel.

Display 'variable text' in the a-d sequence until all rows have been displayed.

---

**BOX HO5****BOX HO5**

NOT ON FILE

If STRUCTURE flag = 2 (multi-unit), go to HO10PRE.

Otherwise, go to HO5

---

**HO5****ho9levelsflr**

R9 HO5 NUMBR OF LEVELS OR FLOORS

**QUESTION TEXT:**

How many levels or floors are in {your/SP's} home, including a basement if {you have/{he/she} has} one?

**CODES**

1	1	HO10PRE
2	2	
3	3	
4	4+	
	REFUSED	
	DON'T KNOW	

**PROGRAMMER INSTRUCTIONS:**

If HO5 = 1 (living space on one floor), set ONE FLOOR flag = 1

**HO8****ho9homeamen1**

R9 HO8A BED KITCHN BATH SAME FLR

**ho9homeamen2**

R9 HO8B HOME HAS ELEVATOR

**ho9homeamen3**

R9 HO8C HOME HAS STAIR LFT GLIDE

**DISPLAY INSTRUCTIONS:**

If at HO8a, do not display brackets in question text. Otherwise, display brackets.

Use "Same Question Stem" display

**QUESTION TEXT:**

{{Whether or not {you use/SP uses} it, does {your/SP's} home have{{

{variable text [a-c]}

RESPONSE [1] a. a bedroom, kitchen, and full bathroom with a shower or tub on the same floor?

RESPONSE [2] b. an elevator?

RESPONSE [3] c. a stair lift or stair glide?

**CODES**

1	YES
2	NO
	REFUSED
	DON'T KNOW

**PROGRAMMER INSTRUCTIONS:**

Array the responses and Variable text columns in the panel.

Display 'variable text' in the a-d sequence until all rows have been displayed.

**HO10PRE****HO10PRE**

NOT ON FILE

**DISPLAY INSTRUCTIONS:**

If Hotype flag = 1 (HOME), display "home".

Else if Hotype flag = 2 (APARTMENT), display "apartment".

Else if Hotype flag = 3 (ROOM), display "room".

Else if Hotype flag = 4 (UNIT), display "unit".

Else if Hotype flag = 5 (SUITE), display "suite".

Else if Hotype flag = 6 (OTHER), display "TEXT ENTERED AT HT10A (OTHER)".

**QUESTION TEXT:**

Now, I'd like to ask you some questions about the inside of {your/SP's}  
{home/apartment/unit/suite/room/other}.

PRESS 1 AND ENTER TO CONTINUE

If NEW RESIDENCE flag = 1 and FACILITY flag = 1, go to HO10.  
Otherwise, go to HO11.

**HO10****ho9bathprivt**

R9 HO10 NEW FAC RES PRIV BATH

**DISPLAY INSTRUCTIONS:**

If HOTYPE flag = 2 (APARTMENT), display "apartment".  
Else if HOTYPE flag = 3 (ROOM), display "room".  
Else if HOTYPE flag = 4 (UNIT), display "unit".  
Else if HOTYPE flag = 5 (SUITE), display "suite".  
Else if HOTYPE flag = 6 (OTHER), display "TEXT ENTERED AT HT10A (OTHER)".

**QUESTION TEXT:**

Does {your/SP's} {apartment/unit/suite/room/other} have a private bathroom with a shower or tub?

**CODES**

1 YES  
2 NO  
REFUSED  
DON'T KNOW

**HO11****ho9bathamen1**

R9 HO11A BATH HAS BATHTUB

**ho9bathamen2**

R9 HO11B BATH HAS SHOWER STALL

**ho9bathamen3**

R9 HO11C BATH GRAB BAR IN SHOWER

**ho9bathamen4**

R9 HO11D BATH SEAT FR SHOWER TUB

**ho9bathamen5**

R9 HO11E BATH RAISED TOILET SEAT

**ho9bathamen6**

R9 HO11F BATH GRAB BARS TOILET

**ho9bathamen7**

R9 HO11G BATH MED EMERGENCY SYSTM

**DISPLAY INSTRUCTIONS:**

If FACILITY flag = 1, and HO10= 1 (private shower or tub), display "the bathroom in {your /his/her} {apartment/unit/suite/room/other} have"

If FACILITY flag = 1, and HO10=2 (no private shower or tub), display "{your/his/her} bathroom have"

Otherwise display "{your/{his/her}} home"

Use "Same Question Stem" display

If at HO11a, do not display question text in brackets.  
Otherwise, display question text in brackets.

For HO11b:

If HO11a = 1 (yes), display "separate from the tub".  
Otherwise, use null display.

For HO11c and HO11d:

If HO11a=2 and HO11b=2 then display "PLEASE CONFIRM: {SP} HAS NO ACCESS TO A BATHTUB AND NO ACCESS TO A SHOWER" before displaying HO11e.

If HO11a= 2 (no bathtub) and HO11b = 1 (yes, shower stall), display “shower”  
 If HO11a = 1 (yes, bathtub) and HO11b = 2 (no shower stall), display “tub area”  
 If HO11a = 1 (yes, bathtub) and HO11b = 1 (yes, shower stall), display “shower or tub area”

**QUESTION TEXT:**

{[}Whether or not {you use/SP uses} it, does {the bathroom in {your /{his/her}}  
 {apartment/unit/suite/room/other}/{your/{his/her}} bathroom/{your/{his/her}} home } have{[}

{variable text [a-g]}

RESPONSE [1] a. a bathtub?  
 RESPONSE [2] b. a shower stall {separate from the tub}?  
 RESPONSE [3] c. a grab bar in the {shower/tub area/shower or tub area}?

IF NEEDED: A grab bar is designed to help you steady yourself. It may be attached to the wall or built into the shower or tub. Do not include towel racks.

RESPONSE [4] d. a seat for the {shower/tub/shower or tub}?

IF NEEDED: This includes a chair, stool, or bench used in the shower or bathtub. Some seats are placed in the shower or tub, others are built in.

RESPONSE [5] e. a raised toilet or raised toilet seat?  
 RESPONSE [6] f. grab bars around the toilet?  
 RESPONSE [7] g. a medical emergency system to call someone for help?

**CODES**

1	YES
2	NO
	REFUSED
	DON'T KNOW

**PROGRAMMER INSTRUCTIONS:**

Array the responses and Variable text columns in the panel.  
 Display 'variable text' in the a-f sequence until all rows have been displayed.

If HO11a=2 (no) and HO11b=2 (no) then set BATHGRABBAR flag=2, set BATHSEAT flag=2, and skip to HO11e.

If FACILITY flag = 1, go to HO12 after HO11f.  
 Otherwise, display [RESPONSE 7] and variable text {g}

IF HO11c=1 (yes), set BATHGRABBAR flag = 1 (yes)  
 IF HO11d=1 (yes), set BATHSEAT flag = 1 (yes)  
 IF HO11e=1 (yes), set RAISED TOILET flag = 1 (yes)  
 IF HO11f=1 (yes), set TOILETGRABBAR flag = 1 (yes)

**BOX HO12**

**BOX HO12**

NOT ON FILE

If NEW RESIDENCE flag = 1 and FACILITY FLAG = 1 (YES), GO TO HO12.  
 ELSE GO TO HO14.

**HO12**

**ho9kitchnprv**

R9 HO12 NEW FAC RES PRIV KITCHEN

**QUESTION TEXT:**

Does {your/SP's} {apartment/room/unit/suite/other} have a private kitchen or private kitchen area?

IF NEEDED: A private kitchen area is a place in your home where you can store food and prepare simple meals or snacks.

**CODES**

1	YES	HO14
2	NO	
	REFUSED	
	DON'T KNOW	

**HO13****ho9kitchncom**

R9 HO13 NEW FAC RES COMMON KITCHEN

**QUESTION TEXT:**

Is there a kitchen area in the building where people who live {here/where SP lives} can store food or prepare simple meals or snacks?

**CODES**

1	YES	SECTION EM
2	NO	SECTION EM
	REFUSED	SECTION EM
	DON'T KNOW	SECTION EM

**HO14****ho9microwave**

R9 HO14 USE OF MICROWAVE

**QUESTION TEXT:**

(Whether or not {you use/SP uses} it,) does {your/SP's} kitchen have a working microwave?

**CODES**

1	YES	
2	NO	
	REFUSED	PE8
	DON'T KNOW	

**PROGRAMMER INSTRUCTIONS:**

Go to Section EM – Environment Modifications.

**Derived Variables From Items in HO Section**

<b>ho9dbldg1</b>	R9 D BLDG HAS ELEVATOR
<b>ho9dbldg2</b>	R9 D BLDG HAS STAIR LIFT GLIDE
<b>ho9dbldg3</b>	R9 D BLDG HAS COMMN SPACE MEALS
<b>ho9dbldg4</b>	R9 D BLDG HAS SPACE SOCIAL EVENT
<b>ho9dbathprvt</b>	R9 D FAC HAS PRIVATE BATH
<b>ho9dkitchnpr</b>	R9 D FAC HAS PRIV KITCHEN
<b>ho9dkitchnco</b>	R9 D FAC HAS COMMON KITCHEN

**Flag Variables Set in HO Section**

<b>fl9bathgrbbr</b>	R9 F HO SPS BATH HAS GRAB BARS
<b>fl9bathseat</b>	R9 F HO SPS BATH HAS SEAT



**f!9raisedtlt**

R9 F HO SP HAS RAISED TOILET

**f!9tltgrbbr**

R9 F HO SP TOILET HAS GRAB BARS

## NHATS Round 9

Section EM [ENVIRONMENTAL MODIFICATIONS]

Sequence: 10

BOX EM1

BOX EM1

NOT ON FILE

If NEW RESIDENCE flag <>1, go to BOX EM2.

Else if (HO2 <> 1 (COMMON OR SHARED ENTRANCE) and HO3=1 (YES, RAMP)) or HO8b=1 (YES, ELEVATOR) or HO8c=1 (YES, STAIRLIFT) or HO11c=1 (YES, SHOWER GRABBAR) or HO11d=1 (YES, SHOWER SEAT) or HO11e=1 (YES, RAISED TOILET SEAT) or HO11f=1 (YES, TOILET GRABBAR), go to EM1.

Otherwise, go to EM4.

EM1

em9modhere1

R9 EM1 NEW RES ALL ITEMS HERE

### DISPLAY INSTRUCTIONS:

If HO2<>1 (COMMON OR SHARED ENTRANCE) and HO3=1 (YES), display “a ramp”

If HO8b=1 (YES), display “an elevator”

If HO8c=1 (YES), display “a stair lift or stair glide”

If HO11c=1 (YES), display “a grab bar in the shower or tub area”

If HO11d=1 (YES), display “a seat for the shower or tub”

If HO11e=1 (YES), display “a raised toilet or raised toilet seat”

If HO11f=1 (YES), display “grab bars around the toilet”

If only one item listed, display “Was this item” and “it”

Otherwise, display “Were all these items” and “any of them”

### QUESTION TEXT:

You told me that {you have/SP has}:

{a ramp}

{an elevator}

{a stair lift or stair glide}

{a grab bar in the shower or tub area}

{a seat for the shower or tub}

{a raised toilet or raised toilet seat}

{grab bars around the toilet}

{Was this item/Were all these items} here when {you/{he/she}} moved in or did {you{he/she}} add {it/any of them}?

### CODES

1	ALL ITEMS HERE	EM4
2	ADDED ONE OR MORE ITEMS	
	REFUSED	EM4
	DON'T KNOW	EM4

If (HO2 <> 1 (COMMON OR SHARED ENTRANCE) and HO3 = 1 (YES, RAMP)) or HO8b = 1 (YES, ELEVATOR) or HO8c = 1 (YES, STAIRLIFT) or HO11c = 1 (YES, SHOWER GRABBAR) or HO11d = 1 (YES, SHOWER SEAT) or HO11e = 1 (YES, RAISED TOILET SEAT) or HO11f = 1 (YES, TOILET GRABBAR), go to EM2.

Otherwise, go to EM4.

**EM2**

<b>em9addlstyr1</b>	R9 EM2A RAMP ADDED
<b>em9addlstyr2</b>	R9 EM2B ELEVATOR ADDED
<b>em9addlstyr3</b>	R9 EM2C STR LIFT ADDED
<b>em9addlstyr4</b>	R9 EM2D SHWR GRABBAR ADDED
<b>em9addlstyr5</b>	R9 EM2E BATHSEAT ADDED
<b>em9addlstyr6</b>	R9 EM2F TOILETSEAT ADDED
<b>em9addlstyr7</b>	R9 EM2G TOILET GRABNARS ADDED

**DISPLAY INSTRUCTIONS:**

Use "Same Question Stem" display

If at first question item, do not display question text in brackets. Otherwise, display question text in brackets.

If NEW RESIDENCE flag = 1 (YES), display "We'd like to know {if this was/which of these were} added to {your/SP's} current home. Since {you/SP} moved here, did {you/he/she} add the"

Display "current" in underlined text.

If NEW RESIDENCE flag <>1, display "Since the last interview in {LAST INT MONTH AND YEAR}, did {you/SP} add the"

If only one item listed at EM1, display "if this was". Otherwise, display "which of these were".

If HO2 <> 1 (COMMON OR SHARED ENTRANCE) and HO3=1 (YES), display RESPONSE [1] and variable text {a}

If HO8b=1 (YES), display RESPONSE [2] and variable text {b}

If HO8c=1 (YES), display RESPONSE [3] and variable text {c}

If HO11d=1 (YES), display RESPONSE [4] and variable text {d}

If HO11e=1 (YES), display RESPONSE [5] and variable text {e}

If HO11f=1 (YES), display RESPONSE [6] and variable text {f}

If HO11g=1 (YES), display RESPONSE [7] and variable text {g}

**QUESTION TEXT:**

{[}{We'd like to know {if this was/which of these were} added to {your/SP's} current home. Since {you/SP} moved here, did {you/he/she} add the/Since the last interview in {LAST INT MONTH AND YEAR}, did {you/SP} add the}{]}

```
{RESPONSE [1] a. ramp?}
{RESPONSE [2] b. elevator?}
{RESPONSE [3] c. stair lift or stair glide?}
{RESPONSE [4] d. grab bar in the shower or tub area?}
{RESPONSE [5] e. seat for the shower or tub?}
{RESPONSE [6] f. raised toilet or raised toilet seat?}
{RESPONSE [7] g. grab bars around the toilet?}
```

#### CODES

1 YES  
2 NO  
REFUSED  
DON'T KNOW

#### PROGRAMMER INSTRUCTIONS:

Array the responses and Variable text columns in the panel.  
Display 'variable text' in the a-g sequence until all rows have been displayed.

#### BOX EM<sub>3</sub>

#### BOX EM<sub>3</sub>

NOT ON FILE

If EM<sub>2</sub> a-g = 2 (NO), go to EM<sub>4</sub>.  
Otherwise, go to EM<sub>3</sub>.

#### EM<sub>3</sub>

em<sub>9</sub>payyufam1

R<sub>9</sub> EM<sub>3</sub>A SP PAID FOR RAMP

em<sub>9</sub>payyufam2

R<sub>9</sub> EM<sub>3</sub>B SP PAID FOR ELEVATOR

em<sub>9</sub>payyufam3

R<sub>9</sub> EM<sub>3</sub>C SP PAID STAIR LFT GLIDE

em<sub>9</sub>payyufam4

R<sub>9</sub> EM<sub>3</sub>D SP PAID SHOWER GRABBAR

em<sub>9</sub>payyufam5

R<sub>9</sub> EM<sub>3</sub>E SP PAID SHOWER SEAT

em<sub>9</sub>payyufam6

R<sub>9</sub> EM<sub>3</sub>F SP PAID RAISD TOILT SEAT

em<sub>9</sub>payyufam7

R<sub>9</sub> EM<sub>3</sub>G SP PAID TOILET GRABBAR

#### DISPLAY INSTRUCTIONS:

Use "Same Question Stem" display

If at first question item, do not display question text in brackets.

Otherwise, display question text in brackets.

If EM<sub>2</sub>a = 1 (YES), display RESPONSE [1] and variable text {a}

If EM<sub>2</sub>b=1 (YES), display RESPONSE [2] and variable text {b}

If EM<sub>2</sub>c=1 (YES), display RESPONSE [3] and variable text {c}

If EM<sub>2</sub>d=1 (YES), display RESPONSE [4] and variable text {d}

If EM<sub>2</sub>e=1 (YES), display RESPONSE [5] and variable text {e}

If EM<sub>2</sub>f=1 (YES), display RESPONSE [6] and variable text {f}

If EM<sub>2</sub>g=1 (YES), display RESPONSE [7] and variable text {g}

**QUESTION TEXT:**

{{Did {you/SP} or {your/{his/her}} family pay any of the cost of adding or getting the{{

{RESPONSE [1] a. ramp?}

{RESPONSE [2] b. elevator?}

{RESPONSE [3] c. stair lift or stair glide?}

{RESPONSE [4] d. grab bar in the shower or tub area?}

{RESPONSE [5] e. seat for the shower or tub?}

{RESPONSE [6] f. raised toilet or raised toilet seat?}

{RESPONSE [7] g. grab bars around the toilet?}

**CODES**

1 YES

2 NO

REFUSED

DON'T KNOW

**PROGRAMMER INSTRUCTIONS:**

Array the responses and Variable text columns in the panel.

Display 'variable text' in the a-g sequence until all rows have been displayed.

---

<b>EM4</b>	<b>em9paydevice1</b>	R9 EM4A SP PAID FOR VISION AIDS
	<b>em9paydevice2</b>	R9 EM4B SP PAID FOR HEARING AID
	<b>em9paydevice3</b>	R9 EM4C SP PAID FOR CANE
	<b>em9paydevice4</b>	R9 EM4D SP PAID FOR WALKER
	<b>em9paydevice5</b>	R9 EM4E SP PAID FOR WHEELCHAIR
	<b>em9paydevice6</b>	R9 EM4F SP PAID FOR SCOOTER
	<b>em9paydevice7</b>	R9 EM4G SP PAID FOR GRABBER
	<b>em9paydevice8</b>	R9 EM4H SP PD SPECIAL DRESS ITM
	<b>em9paydevice9</b>	R9 EM4I SP PAID ADAPTED UTENSILS

**DISPLAY INSTRUCTIONS:**

Use "Same Question Stem" display

If at EM4a, do not display question text in brackets.

Otherwise, display question text in brackets.

Display "pay anything for" in bold underlined text.

**QUESTION TEXT:**

{{Here are a few other devices that help with daily activities. Whether or not {you use/SP uses} them now, since the last interview in {LAST INT MONTH AND YEAR}, did {you/{he/she}} or {your/{his/her}} family pay anything for the following items for {you/{him/her}}?}}

{variable text [a-i]}

RESPONSE [1] a. glasses or other vision aids such as a magnifying glass?

RESPONSE [2] b. a hearing aid?

RESPONSE [3] c. a cane?

RESPONSE [4] d. a walker?

RESPONSE [5] e. a wheelchair?

RESPONSE [6] f. a scooter?

RESPONSE [7] g. a reacher or grabber to pick up things more easily?  
 RESPONSE [8] h. special items to help with dressing, such as button hooks or clothes that are designed to get on and off easily?  
 RESPONSE [9] i. adapted utensils to help {you/SP} to eat or cut {your/{his/her}} food?

IF NEEDED: Adapted utensils include things like easy-to-grip silverware, knives that rock, and plates with high sides.

#### CODES

1 YES  
 2 NO  
 REFUSED  
 DON'T KNOW

#### PROGRAMMER INSTRUCTIONS:

Array the responses and Variable text columns in the panel.  
 Display 'variable text' in the a-i sequence until all rows have been displayed.

#### EM5

em9payaltgth

R9 EM5 PAY FOR THESE ALTOGETHER

#### DISPLAY INSTRUCTIONS:

If EM3a=1 (YES), display "ramp"  
 If EM3b=1 (YES), display "elevator"  
 If EM3c=1 (YES), display "stair lift or stair glide"  
 If EM3d=1 (YES), display "grab bar in the shower or tub area"  
 If EM3e=1 (YES), display "seat for the shower or tub"  
 If EM3f=1 (YES), display "raised toilet or raised toilet seat"  
 If EM3g=1 (YES), display "grab bars around the toilet"  
 If EM4a=1 (YES), display "glasses or other vision aids"  
 If EM4b=1 (YES), display "hearing aid"  
 If EM4c=1 (YES), display "cane"  
 If EM4d=1 (YES), display "walker"  
 If EM4e=1 (YES), display "wheelchair"  
 If EM4f=1 (YES), display "scooter"  
 If EM4g=1 (YES), display "reacher or grabber"  
 If EM4h=1 (YES), display "special items to help with dressing"  
 If EM4i=1 (YES), display "adapted utensils"

If more than one item displayed, display commas between each one and display "and" before the last display text.

#### QUESTION TEXT:

Thinking about the {ramp} {elevator} {stair lift or stair glide} {grab bar in the shower or tub area} {seat for the shower or tub} {raised toilet or raised toilet seat} {grab bars around the toilet} {glasses or vision aids} {hearing aid} {cane} {walker} {wheelchair} {scooter} {reacher or grabber} {special items to help with dressing} {adapted utensils} that {you/SP} (and {your/{his/her}} family) paid for since the last interview in {LAST INT MONTH AND YEAR}, about how much was that altogether? Was it more than \$500, less than \$500, or just about \$500?

#### CODES

1 MORE THAN \$500  
 3 LESS THAN \$500  
 JUST ABOUT \$500  
 REFUSED  
 DON'T KNOW

EM7  
 Section CM  
 Section CM  
 Section CM

#### PROGRAMMER INSTRUCTIONS:

Array the responses and Variable text columns in the panel.

Display 'variable text' in the a-i sequence until all rows have been displayed.

---

**EM6****em9morls1000**

R9 EM6 MORE LESS OR ABOUT \$1000

**QUESTION TEXT:**

Was it more than \$1000, less than \$1,000, or just about \$1,000?

**CODES**

1	MORE THAN \$1,000	Section CM
2	LESS THAN \$1,000	Section CM
3	JUST ABOUT \$1,000	Section CM
	REFUSED	Section CM
	DON'T KNOW	Section CM

---

**EM7****em9morls100**

R9 EM7 MORE LESS OR ABOUT \$100

**QUESTION TEXT:**

Was it more than \$100, less than \$1,00, or just about \$1,00?

**CODES**

1	LESS THAN \$100
2	JUST ABOUT \$100
3	REFUSED
	DON'T KNOW

**PROGRAMMER INSTRUCTIONS:**

Go to Section CM – Community.

---

---

## NHATS Round 9

Section      CM      [COMMUNITY]

Sequence: 11

---

**CM1PRE**

**CM1PRE**

NOT ON FILE

Now I'm going to read some statements about the community where {you live/SP lives}.

PRESS 1 AND ENTER TO CONTINUE

---

**CM1**

**cm9knowwell**

R9 CM2 PEOPLE KNOW EACH OTHER WELL

**DISPLAY INSTRUCTIONS:**

Use "Same Question Stem" display.

Display CM1, 2, and 4 on the same screen.

**QUESTION TEXT:**

People in {this/SP's} community know each other very well. Do you agree a lot, a little, or do you not agree?

**CODES**

- |   |                |
|---|----------------|
| 1 | AGREE A LOT    |
| 2 | AGREE A LITTLE |
| 3 | DO NOT AGREE   |
|   | REFUSED        |
|   | DON'T KNOW     |
- 

**CM2**

**cm9willnghlp**

R9 CM2 PEOPLE WILLING TO HELP EACH OTHER

**DISPLAY INSTRUCTIONS:**

Use "Same Question Stem" display.

Display CM1, 2, and 4 on the same screen.

**QUESTION TEXT:**

People in {this/SP's} community are willing to help each other. [Do you agree a lot, a little, or do you not agree?]

**CODES**

- |   |                |
|---|----------------|
| 1 | AGREE A LOT    |
| 2 | AGREE A LITTLE |
| 3 | DO NOT AGREE   |
|   | REFUSED        |
|   | DON'T KNOW     |
- 

**CM4**

**cm9peoptrstd**

R9 CM4 PEOPLE CAN BE TRUSTED

**DISPLAY INSTRUCTIONS:**

Use "Same Question Stem" display.

Display CM1, 2, and 4 on the same screen.



**QUESTION TEXT:**

People in {this/SP's} community can be trusted. [Do you agree a lot, a little, or do you not agree?]

**CODES**

- |   |                |
|---|----------------|
| 1 | AGREE A LOT    |
| 2 | AGREE A LITTLE |
| 3 | DO NOT AGREE   |
|   | REFUSED        |
|   | DON'T KNOW     |

**PROGRAMMER INSTRUCTIONS:**

GO TO SECTION TE – TECHNOLOGICAL ENVIRONMENT

---

## NHATS Round 9

Section TE [TECHNOLOGICAL ENVIRONMENT]

Sequence: 12

TE1PRE

TE1PRE

NOT ON FILE

QUESTION TEXT:

Now I have a few questions about the phones and computers {you/SP} may have in {your/his/her} {home/apartment/room/unit/suite/other}.

PRESS 1 AND ENTER TO CONTINUE

TE1

te9cellphone

R9 TE1 WORKING CELL PHONE

QUESTION TEXT:

{Do you/Does SP} have a working cell phone?

IF NEEDED: A cell phone is a phone that you can use anywhere you go.

CODES

- |   |            |
|---|------------|
| 1 | YES        |
| 2 | NO         |
|   | REFUSED    |
|   | DON'T KNOW |

TE3

te9othrphone

R9 TE3 ONE PHONE OTHER THAN CELL

QUESTION TEXT:

Is there at least one working telephone in {your/SP's}{home/apartment/room/unit/suite/other} that is not a cell phone?

CODES

- |   |            |
|---|------------|
| 1 | YES        |
| 2 | NO         |
|   | REFUSED    |
|   | DON'T KNOW |

TE6

te9computer

R9 TE6 HAS A WORKING COMPUTER

QUESTION TEXT:

{Do you/Does SP} have a working computer in {your/his/her}{home/apartment/room/unit/suite/other}?

IF NEEDED: Please include desktops and laptop computers only, not cell phones that go on the Internet or online.

CODES

- |   |   |      |
|---|---|------|
| 1 | YES                                     | TE8A |
| 2 | NO                                      |      |
| 7 | YES, DOESN'T KNOW HOW TO USE A COMPUTER | TE8A |
|   | REFUSED                                 |      |
|   | DON'T KNOW                              |      |

TE8

te9compoth

R9 TE8 USED COMPUTER ANYWHRE ELS

DISPLAY INSTRUCTIONS:

If STRUCTURE flag = 2 (multi-unit), display "in {your/his/her} building,".

QUESTION TEXT:

In the last month, {have you/has SP} used a computer anywhere else?

IF NEEDED: Other places include {in {your/his/her} building,} at a library, or at a friend or family member's home.

**CODES**

- |   |            |
|---|------------|
| 1 | YES        |
| 2 | NO         |
|   | REFUSED    |
|   | DON'T KNOW |

---

**TE8A**

**te9tablet**

R9 TE8A SP HAS A TABLET COMPUTER

**QUESTION TEXT:**

{Do you/Does SP} have a tablet computer like the iPad that works by touching the screen?

IF NEEDED: By tablet computer we mean devices like the iPad, Kindle Fire, Galaxy, or Xoom that let you go online and that work by touching the screen. Do not include eBook readers like the Nook or Kindle.

**CODES**

- |   |                              |
|---|------------------------------|
| 1 | YES                          |
| 2 | NO                           |
| 7 | YES, DOESN'T KNOW HOW TO USE |
|   | REFUSED                      |
|   | DON'T KNOW                   |

---

**BOX TE9**

**BOX TE9**

NOT ON FILE

If TE1 = 2 (NO CELL PHONE) and TE6 = 2 (NO COMPUTER) and TE8 = 2 (NO COMPUTER USE ELSEWHERE) and [TE8A=2 (NO TABLET COMPUTER) or TE8A=7 (YES, DOESN'T KNOW HOW TO USE)], go to Section MD – Mobility Devices.

If TE1 = 2 (NO CELL PHONE) and TE6 = 7 (DOESN'T KNOW HOW TO USE COMPUTER) and [TE8A=2 (NO TABLET COMPUTER) or TE8A=7 (YES, DOESN'T KNOW HOW TO USE)], go to Section MD – Mobility Devices.

Otherwise, go to TE9.

---

**TE9**

**te9emailtext**

R9 TE9 EMAIL OR TEXTING

**QUESTION TEXT:**

In the last month, {have you/has SP} ever sent messages by email or texting?

IF NEEDED: Texting is like email but usually done on a phone.

**CODES**

- |   |            |      |
|---|------------|------|
| 1 | YES        |      |
| 2 | NO         | TE11 |
|   | REFUSED    | TE11 |
|   | DON'T KNOW | TE11 |

---

**TE10**

**te9oftnemail**

R9 TE10 EMAIL OR TEXTING OFTEN

**QUESTION TEXT:**

In the last month, how often did {you/SP} send messages by email or texting? Would you say most days, some days or rarely?

**CODES**

- |   |            |
|---|------------|
| 1 | MOST DAYS  |
| 2 | SOME DAYS  |
| 3 | RARELY     |
|   | REFUSED    |
|   | DON'T KNOW |

**TE11****te9online**

R9 TE11 ONLINE COMPUTER USE

**DISPLAY INSTRUCTIONS:**

If TE9 = 1 (YES), display "Besides email or texting," and "other".

**QUESTION TEXT:**

In the last month, {besides email or texting, }{have you/has SP} ever gone on the Internet or online for any {other} reason?

**CODES**

- |   |            |            |
|---|------------|------------|
| 1 | YES        |            |
| 2 | NO         | SECTION MD |
|   | REFUSED    | SECTION MD |
|   | DON'T KNOW | SECTION MD |

**TE12****te9shoponli1**

R9 TE12A INTERNET SHOP GROCERY

**te9shoponli2**

R9 TE12B INTERNET BANKING

**te9shoponli3**

R9 TE12C INTERNET ORDR REFLL RX

**te9socialnet**

R9 TE12D SOCIAL NETWORK SITES

**DISPLAY INSTRUCTIONS:**

Use "Same Question Stem" display

If at TE12a, do not display question text in brackets.  
Otherwise, display question text in brackets

**QUESTION TEXT:**

{{In the last month, {have you/has SP} gone on the Internet or online to{}}

{variable text [a-D]}

RESPONSE [1] a. shop for groceries or personal items?

IF NEEDED: By personal items, we mean things like toiletries that you can buy at the grocery or drug store?

RESPONSE [2] b. pay bills or do banking?

RESPONSE [3] c. order or refill prescriptions?

RESPONSE [4] d. visit social network sites?

IF NEEDED: These include sites where you can keep in touch with friends, like Facebook or LinkedIn.

**CODES**

- |   |            |
|---|------------|
| 1 | YES        |
| 2 | NO         |
|   | REFUSED    |
|   | DON'T KNOW |

**PROGRAMMER INSTRUCTIONS:**

Array the responses and variable text columns in the panel.

Display 'variable text' in the a-d sequence until all rows have been displayed

## TE13

te9intrntmd1

R9 TE13A INTERNET MEDICAL PROVDR

te9intrntmd2

R9 TE13B INTERNET INSURANCE INFO

te9intrntmd3

R9 TE13C INTERNET HEALTH CONDS

### DISPLAY INSTRUCTIONS:

Use "Same Question Stem" display  
Display "year" in underlined text.

If at TE13a, do not display question text in brackets. Otherwise, display question text in brackets

### QUESTION TEXT:

{{}} In the last year, {have you/has SP} gone on the Internet or online to {{}}

{variable text [a-c]}

RESPONSE [1] a. contact any of {your/his/her} medical providers?

IF NEEDED: This includes making or changing medical appointments, getting test results, requesting referrals or prescriptions, or to get advice.

RESPONSE [2] b. handle Medicare or other health insurance matters?

IF NEEDED: This includes going to Medicare's website or another insurer's website to find out what is covered, compare plans or providers, find out about bills, or file a claim.

RESPONSE [3] c. get information about {your/his/her} health conditions?

### CODES

- |   |            |
|---|------------|
| 1 | YES        |
| 2 | NO         |
|   | REFUSED    |
|   | DON'T KNOW |

### PROGRAMMER INSTRUCTIONS:

Array the responses and variable text columns in the panel.

Display 'variable text' in the a-c sequence until all rows have been displayed

GO TO SECTION MD – Mobility Devices

---

## NHATS Round 9

Section MD [MOBILITY DEVICES]

Sequence: 13

**BOX MD1PRE**

**BOX MD1PRE**

NOT ON FILE

If DECEASED flag = 1 (YES) and NOTALERT flag=1 (YES), go to Section CP - Proxy Cognition.

Otherwise, go to MD1PRE.

**MD1PRE**

**MD1PRE**

NOT ON FILE

### DISPLAY INSTRUCTIONS:

If DECEASED flag= 1 (YES), display "SP may have used".

Otherwise, display "you use/SP uses".

### QUESTION TEXT:

The next questions are about items that {you use/SP uses} {SP may have used} to help {you/him/her} get around more easily, safely, or on {your/his/her} own.

PRESS 1 AND ENTER TO CONTINUE

**MD1**

**md9canewlker**

R9 MD1 USED CANE WALKER  
WHLCHAIR

### DISPLAY INSTRUCTIONS:

If DECEASED flag = 1 (YES), display "of {his/her} life, did {SP} use". Otherwise, display ", have you/has {SP} used".

### QUESTION TEXT:

In the last month {of {his/her} life, did {SP} use/, {have you/has {SP} used} a cane, walker, wheelchair, or scooter, yes or no?

PRESS F1 FOR HELP SCREEN

### CODES

- |   |            |
|---|------------|
| 1 | YES        |
| 2 | NO         |
|   | REFUSED    |
|   | DON'T KNOW |

**BOX MD2**

**BOX MD2**

NOT ON FILE

If DECEASED flag = 1 (YES), and MD1 = 2 (NO), DK, or RF, go to Section CP - Cognition (Proxy).

Else if MD1 = 2 (NO), DK, or RF, go to Section SS - Sensory Impairments and Symptoms.

Otherwise, go to MD2.

**MD2**

**md9cane**

R9 MD2 USED A CANE

### DISPLAY INSTRUCTIONS:

If DECEASED flag = 1 (YES), display "of {his/her} life".

### QUESTION TEXT:

In the last month {of {his/her} life}, which did {you/SP} use?

a cane?

**CODES**

- |   |            |
|---|------------|
| 1 | YES        |
| 2 | NO         |
|   | REFUSED    |
|   | DON'T KNOW |

**PROGRAMMER INSTRUCTIONS:**

If 1 is selected, set CANE flag = 1 (yes).

---

**MD3****md9walker**

R9 MD3 USED A WALKER

**DISPLAY INSTRUCTIONS:**

If DECEASED flag = 1 (YES), display "of {his/her} life".

**QUESTION TEXT:**

In the last month {of {his/her} life}, which did {you/SP} use?

a walker?

IF NEEDED: This includes standard walkers without wheels, rolling and wheeled walkers, and rollators.

**CODES**

- |   |            |
|---|------------|
| 1 | YES        |
| 2 | NO         |
|   | REFUSED    |
|   | DON'T KNOW |

**PROGRAMMER INSTRUCTIONS:**

If 1 is selected, set WALKER flag = 1 (yes).

---

**MD4****md9wheelchar**

R9 MD4 USED A WHEELCHAIR

**DISPLAY INSTRUCTIONS:**

If DECEASED flag = 1 (YES), display "of {his/her} life".

**QUESTION TEXT:**

In the last month {of {his/her} life}, which did {you/SP} use?

a walker?

IF NEEDED: This includes standard walkers without wheels, rolling and wheeled walkers, and rollators.

**CODES**

- |   |            |
|---|------------|
| 1 | YES        |
| 2 | NO         |
|   | REFUSED    |
|   | DON'T KNOW |

**PROGRAMMER INSTRUCTIONS:**

If 1 is selected, set WHEELCHAIR flag = 1 (yes).

---

**BOX MD4A****BOX MD4A**

NOT ON FILE

If DECEASED flag = 1 (YES), go to MD5.

Else if MD4 = 1 (YES), go to MD4a.

Otherwise, go to MD5.

---

**MD4A****md9wheelcrspc**

R9 MD4A WHEELCHAIR IN LIVNG SPACE

**DISPLAY INSTRUCTIONS:**

Display image of wheelchair.

**QUESTION TEXT:**

{Do you/does SP} have that wheelchair with {you/him/her} where {you live/SP lives}?

IF NEEDED: This includes manual, power, electric, or motorized wheelchairs.

**CODES**

- |   |            |
|---|------------|
| 1 | YES        |
| 2 | NO         |
|   | REFUSED    |
|   | DON'T KNOW |

**PROGRAMMER INSTRUCTIONS:**

If 1 is selected, set WHEELCHAIR HOME flag = 1 (yes).

---

**MD5****md9scooter**

R9 MD5 USE A SCOOTER

**DISPLAY INSTRUCTIONS:**

Display image of scooter.

If DECEASED flag = 1 (YES), display “of {his/her} life”.

**QUESTION TEXT:**

SHOW CARD MD2

[In the last month {of {his/her} life}, did {you/SP} use]

a scooter?

IF NEEDED: This includes electric or power scooters that are used for travel.

**CODES**

- |   |            |
|---|------------|
| 1 | YES        |
| 2 | NO         |
|   | REFUSED    |
|   | DON'T KNOW |

**PROGRAMMER INSTRUCTIONS:**

If 1 is selected, set SCOOTER flag = 1 (yes)

If MD1 = 1 (used device in last month) and MD2 = 2 (didn't use cane) and MD3 = 2 (didn't use walker) and MD4 = 2 (didn't use wheelchair) and MD5 = 2 (didn't use scooter), display error message #7.

---

**BOX MD5A****BOX MD5A**

NOT ON FILE

If DECEASED flag = 1 (YES), go to Section CP - Cognition (Proxy).

Else if MD5 = 1, go to MD5a.

Otherwise, go to Section SS - Sensory Impairments and Symptoms.

---

**MD5A****md9scterinsp**

R9 MD5A SCOOTER IN LIVING SPACE

**DISPLAY INSTRUCTIONS:**

Display image of scooter.



**QUESTION TEXT:**

{Do you/Does SP} have that (power) scooter with {you/him/her} where {you live/he lives/she lives}?

**CODES**

1	YES	Section SS
2	NO	Section SS
	REFUSED	Section SS
	DON'T KNOW	Section SS

**PROGRAMMER INSTRUCTIONS:**

If 1 is selected, set SCOOTERHOME flag = 1 (yes)

---

**Flag Variables Set in MD Section**

<b>f19cane</b>	R9 F MD SP USES CANE
<b>f19walker</b>	R9 F MD SP USES WALKER
<b>f19wheelchr</b>	R9 F MD SP USES WHEELCHAIR
<b>f19whlchrhom</b>	R9 F MD SP HAS WHEELCHR AT HOME
<b>f19scooter</b>	R9 F MD SP USES SCOOTER
<b>f19scooterhm</b>	R9 F MD SP USES SCOOTER AT HOME

---

## NHATS Round 9

Section                      SS                      [SENSORY IMPAIRMENTS AND SYMPTOMS]                      Sequence: 14

---

**SS3PRE**                      **SS3PRE**                      NOT ON FILE

---

**QUESTION TEXT:**

Now let's talk about how well {you hear/SP hears}.

PRESS 1 AND ENTER TO CONTINUE

---

**SS3**                      **ss9hearingaid**                      R9 SS3 HEARING AID USED

**DISPLAY INSTRUCTIONS:**

DISPLAY QUESTION TEXT "In the last month" AS BOLD UNDERLINED TEXT

**QUESTION TEXT:**

In the last month, {have you/has {he/she}} used a hearing aid or other hearing device?

**CODES**

1	YES	
2	NO	
7	DEAF	SS7PRE
	REFUSED	
	DON'T KNOW	

**PROGRAMMER INSTRUCTIONS:**

IF SS3 = 7 (DEAF), set DEAF flag = 1 (YES)

---

**SS4A**                      **ss9hearpone**                      R9 SS4A SP CAN USE TELEPHONE

**DISPLAY INSTRUCTIONS:**

IF SS3=1 (YES, HEARING AID) DISPLAY "When {you use/SP uses} a hearing aid, {do you/does {he/she}}..."

ELSE DISPLAY "{Do you/Does SP}..."

FOR ITEMS SS4a, SS4b, SS4c USE "SAME QUESTION STEM" DISPLAY

**QUESTION TEXT:**

{When {you use/SP uses} a hearing aid, {do you/does {he/she}}/{Do you/Does SP}} hear well enough to use the telephone?

**CODES**

1	YES	
2	NO	
	REFUSED	
	DON'T KNOW	

---

**SS4B**                      **ss9convwrad**                      R9 SS4B CONVERSATION WITH TV RADIO

**DISPLAY INSTRUCTIONS:**

IF SS3=1 (YES, HEARING AID) DISPLAY "When {you use/SP uses} a hearing aid, {do you/does {he/she}}..."

ELSE DISPLAY "{Do you/Does SP}..."

FOR ITEMS SS4a, SS4b, SS4c USE "SAME QUESTION STEM" DISPLAY

**QUESTION TEXT:**

{When {you use/SP uses} a hearing aid, {do you/does {he/she}}/{Do you/Does SP}} hear well enough to carry on a conversation in a room with a radio or TV playing?

**CODES**

1	YES	SS7PRE
2	NO	
	REFUSED	
	DON'T KNOW	

---

**SS4C**

**ss9convquiet**

R9 SS4C CONVERS IN QUIET ROOM

**DISPLAY INSTRUCTIONS:**

IF SS3=1 (YES, HEARING AID) DISPLAY "When {you use/SP uses} a hearing aid, {do you/does {he/she}}..."

ELSE DISPLAY "{Do you/Does SP}..."

FOR ITEMS SS4a, SS4b, SS4c USE "SAME QUESTION STEM" DISPLAY

**QUESTION TEXT:**

{When {you use/SP uses} a hearing aid, {do you/does {he/she}}/{Do you/Does SP}} hear well enough to carry on a conversation in a quiet room?

**CODES**

1	YES
2	NO
	REFUSED
	DON'T KNOW

---

**SS7PRE**

**SS7PRE**

NOT ON FILE

Now I have a few questions about how well {you/SP} can see.

PRESS 1 AND ENTER TO CONTINUE

---

**SS7**

**ss9glasseswr**

R9 SS7 WEARS GLASSES CONTACTS

**DISPLAY INSTRUCTIONS:**

DISPLAY QUESTION TEXT "at a distance" IN BOLD UNDERLINE TEXT

**QUESTION TEXT:**

{Do you/Does SP} wear glasses or contacts to help {you/him/her} see things at a distance?

**CODES**

1	YES	
2	NO	
7	BLIND	SS13PRE
	REFUSED	
	DON'T KNOW	

**PROGRAMMER INSTRUCTIONS:**

IF SS7 = 7 (BLIND), set BLIND flag = 1 (YES)

---

**SS8A**

**ss9seewellst**

R9 SS8A SEES ACROSS THE STREET

**DISPLAY INSTRUCTIONS:**

IF SS7=1 (GLASSES/CONTACTS FOR DISTANCE) THEN DISPLAY "When {you use/SP uses} glasses or contacts,

{do you/does {he/she}}...

ELSE DISPLAY "{Do you/Does SP}..."

FOR ITEMS SS8a AND SS8b, USE "SAME QUESTION STEM" DISPLAY

**QUESTION TEXT:**

{When {you use/SP uses} glasses or contacts, {do you/does {he/she}}/{Do you/Does SP}} see well enough to recognize someone across the street?

**CODES**

1	YES	Ss10
2	NO	
	REFUSED	
	DON'T KNOW	

---

**SS8B**

ss9seestvgls

R9 SS8B TV ACROSS ROOM W GLASSES

**DISPLAY INSTRUCTIONS:**

IF SS7=1 (GLASSES/CONTACTS FOR DISTANCE) THEN DISPLAY "When {you use/SP uses} glasses or contacts, {do you/does {he/she}}..."

ELSE DISPLAY "{Do you/Does SP}..."

FOR ITEMS SS8a AND SS8b, USE "SAME QUESTION STEM" DISPLAY

**QUESTION TEXT:**

{When {you use/SP uses} glasses or contacts, {do you/does {he/she}}/{Do you/Does SP}} see well enough to watch television across the room?

**CODES**

1	YES
2	NO
	REFUSED
	DON'T KNOW

---

**SS10**

ss9glasscls

R9 SS10 WEAR GLS CONTCS SEE CLOS

**DISPLAY INSTRUCTIONS:**

DISPLAY QUESTION TEXT "close up" AS BOLD UNDERLINED TEXT

**QUESTION TEXT:**

{Do you/Does SP} wear glasses or contacts to help {you/him/her} see things close up?

**CODES**

1	YES
2	NO
	REFUSED
	DON'T KNOW

---

**SS11**

ss9othvisaid

R9 SS11 USED OTHER VISION AIDS

**QUESTION TEXT:**

In the last month, did {you/SP} use other vision aids such as a magnifying glass to help {you/him/her} see things close up?

IF NEEDED: Vision aids include things like a magnifying glass, large-print books, and other tools to help people with vision impairments.

**CODES**

1	YES
2	NO
	REFUSED
	DON'T KNOW

**SS12****ss9glrednewp**

R9 SS12 CAN READ NEWSPAPER PRINT

**DISPLAY INSTRUCTIONS:**

IF SS10=1 (GLASSES OR CONTACTS FOR CLOSE UP) ) AND SS11=1 (VISION AID) DISPLAY "When {you use/SP uses} glasses or contacts and vision aids", and "do you/does {he/she}"

ELSE IF SS10=1 (GLASSES OR CONTACTS FOR CLOSE UP) AND SS11 NE 1 DISPLAY "When {you use/SP uses} glasses or contacts", and "do you/does {he/she}"

ELSE IF SS11=1 (VISION AID) DISPLAY "When {you use/SP uses} vision aids", and "do you/does {he/she}"

ELSE DISPLAY "{Do you/Does SP}"

**QUESTION TEXT:**

{When {you use/SP uses} glasses or contacts/When {you use/SP uses} vision aids/When {you use/SP uses} glasses or contacts and vision aids}, {{do you/does {he/she}} /{Do you/Does SP}} see well enough to read newspaper print?

**CODES**

1	YES
2	NO
	REFUSED
	DON'T KNOW

**SS13PRE****SS13PRE**

NOT ON FILE

**QUESTIONS TEXT:**

Now I have some questions about health related problems that {you/SP} may have had in the last month.

PRESS 1 AND ENTER TO CONTINUE

**SS13****ss9probchswl**

R9 SS13 PROBLEMS CHEW OR SWALLOW

**DISPLAY INSTRUCTIONS:**

DISPLAY QUESTION TEXT "in the last month" AS BOLD UNDERLINED TEXT

**QUESTION TEXT:**

In the last month, did {you/SP} have problems with chewing or swallowing that caused difficulty when {you/he/she} ate?

**CODES**

1	YES
2	NO
	REFUSED
	DON'T KNOW

**SS14****ss9probspeak**

R9 SS14 PROBLEMS SPEAKING

**DISPLAY INSTRUCTIONS:**

DISPLAY QUESTION TEXT "in the last month" AS BOLD UNDERLINED TEXT

**QUESTION TEXT:**

In the last month because of {your/SP's} health, did {you/he/she} have any problems in speaking or in making {yourself/herself/himself} understood when {you talk/he talks/she talks}?

**CODES**

- |   |            |
|---|------------|
| 1 | YES        |
| 2 | NO         |
|   | REFUSED    |
|   | DON'T KNOW |

**SS15****ss9painbothr**

R9 SS15 BOTHERED BY PAIN

**DISPLAY INSTRUCTIONS:**

DISPLAY QUESTION TEXT "in the last month" AS BOLD UNDERLINED TEXT

**QUESTION TEXT:**

In the last month, {have you/has {he/she}} been bothered by pain?

**CODES**

- |   |            |       |
|---|------------|-------|
| 1 | YES        |       |
| 2 | NO         | SS18A |
|   | REFUSED    | SS19  |
|   | DON'T KNOW | SS19  |

**SS17****ss9painlimts**

R9 SS17 PAIN EVER LIMTS ACTIVIT

**DISPLAY INSTRUCTIONS:**

DISPLAY QUESTION TEXT "in the last month" AS BOLD UNDERLINED TEXT

**QUESTION TEXT:**

In the last month, has pain ever limited {your/SP's} activities?

**CODES**

- |   |            |
|---|------------|
| 1 | YES        |
| 2 | NO         |
|   | REFUSED    |
|   | DON'T KNOW |

**SS18A****ss9painmedof**

R9 SS18A LST MNTH OFTEN PAIN MED

**QUESTION TEXT:**

SHOWCARD SS1

In the last month, how often did {you/SP} take medication for pain? Would you say every day, most days, some days, rarely or never?

IF NEEDED: Include medications {you/{he/she}} took to treat or prevent pain.

**CODES**

- |   |                              |
|---|------------------------------|
| 1 | EVERY DAY (7 DAYS A WEEK)    |
| 2 | MOST DAYS (5-6 DAYS A WEEK)  |
| 3 | SOME DAYS (2-4 DAYS A WEEK)  |
| 4 | RARELY (ONCE A WEEK OR LESS) |
| 5 | NEVER                        |
|   | REFUSED                      |

DON'T KNOW

**BOX SS18B**

**BOX SS18B**

**NOT ON FILE**

If SS15=1 (PAIN) or SS18A=1 (PAIN MEDS EVERY DAY), 2 (PAIN MEDS MOST DAYS), 3 (PAIN MEDS SOME DAYS), or 4 (PAIN MEDS RARELY), go to SS18B  
Otherwise, go to SS19

**SS18B**

ss9painwhe1	R9 SS18B BACK PAIN IN LAST MNTH
ss9painwhe2	R9 SS18B HIP PAIN IN LAST MONTH
ss9painwhe3	R9 SS18B KNEE PAIN IN LAST MNTH
ss9painwhe4	R9 SS18B FOOT PAIN IN LAST MNTH
ss9painwhe5	R9 SS18B HAND PAIN IN LAST MNTH
ss9painwhe6	R9 SS18B WRIST PAIN IN LAST MNTH
ss9painwhe7	R9 SS18B SHOULDR PAIN LST MNTH
ss9painwhe8	R9 SS18B HEAD PAIN IN LAST MNTH
ss9painwhe9	R9 SS18B NECK PAIN IN LAST MNTH
ss9painwhe10	R9 SS18B ARM PAIN IN LAST MNTH
ss9painwhe11	R9 SS18B LEG PAIN IN LAST MNTH
ss9painwhe12	R9 SS18B STOMACH PAIN LAST MNTH
ss9painwhe13	R9 SS18B OTHR SPCFY PAIN LST MO

**QUESTION TEXT:**

SHOW CARD SS2

Please look at this card and tell me where {you have/SP has} had pain in the last month.

IF NEEDED: Include places for which {you/{he/she}} took medications to treat or prevent pain.

SELECT ALL THAT APPLY

**CODES**

1	BACK	SS19
2	HIPS	SS19
3	KNEES	SS19
4	FEET	SS19
5	HANDS	SS19
6	WRISTS	SS19
7	SHOULDERS	SS19
8	HEAD	SS19
9	NECK	SS19
10	ARMS	SS19
11	LEGS	SS19
12	STOMACH	SS19
91	OTHER PLACES (SPECIFY)	

**SS18C**

**SS18C**

**NOT ON FILE**

**QUESTION TEXT:**

SPECIFY OTHER PLACES SP HAD PAIN

ENTER TEXT

Length

50

**SS19**

**ss9probbreat**

R9 SS19 BREATHING PROBLEMS

**QUESTION TEXT:**

In the last month, did {you/SP} have any breathing problems, including shortness of breath or difficulty breathing?

**CODES**

1	YES	
2	NO	SS21
	REFUSED	SS21
	DON'T KNOW	SS21

**SS20**

**ss9prbbrlimt**

R9 SS20 BREATH PROBLS LIMT ACTIV

**QUESTION TEXT:**

In the last month, did {your/SP's} breathing problems ever limit {your/his/her} activities?

**CODES**

1	YES	
2	NO	
	REFUSED	
	DON'T KNOW	

**SS21**

**ss9strnglmup**

R9 SS21 UPPER BOD STRENGTH LIMIT

**QUESTION TEXT:**

In the last month, did {you/SP} have limited strength or movement in {your/his/her} shoulders, arms, or hands?

**CODES**

1	YES	
2	NO	SS23
	REFUSED	SS23
	DON'T KNOW	SS23

**SS22**

**ss9uplimtact**

R9 SS22 UP BOD STRNGTH LIMT ACT

**QUESTION TEXT:**

In the last month, did this problem with {your/SP's} shoulders, arms, or hands ever limit {your/his/her} activities?

**CODES**

1	YES	
2	NO	
	REFUSED	
	DON'T KNOW	

**SS23**

**ss9lwrbodstr**

R9 SS23 LOWER BODY STRNGTH LIMIT

**QUESTION TEXT:**

In the last month, did {you/SP} have limited strength or movement in {your/his/her} hips, legs, knees, or



feet?

**CODES**

1	YES	
2	NO	SS25
	REFUSED	SS25
	DON'T KNOW	SS25

---

**SS24**

**ss9lwr bodimp**

R9 SS24 LWER BOD STRNGTH IMT ACT

**QUESTION TEXT:**

In the last month, did this problem with {your/SP's} hips, legs, knees, or feet ever limit {your/his/her} activities?

**CODES**

1	YES
2	NO
	REFUSED
	DON'T KNOW

---

**SS25**

**ss9lowenergy**

R9 SS25 LOW ENERGY IN LAST MONTH

**QUESTION TEXT:**

In the last month, did {you/SP} have low energy or {were you/was SP} easily exhausted?

**CODES**

1	YES	
2	NO	SS27
	REFUSED	SS27
	DON'T KNOW	SS27

---

**SS26**

**ss9loenlmtat**

R9 SS26 LOW ENERGY EVER LIM ACT

**QUESTION TEXT:**

In the last month, did {your/SP's} low energy or exhaustion ever limit {your/his/her} activities?

**CODES**

1	YES
2	NO
	REFUSED
	DON'T KNOW

---

**SS27**

**ss9prbbalcrd**

R9 SS27 BALANCE OR COORD PROBS

**QUESTION TEXT:**

In the last month, did {you/SP} have problems with balance or coordination?

**CODES**

1	YES	
2	NO	SECTION PC
	REFUSED	SECTION PC
	DON'T KNOW	SECTION PC

---

**SS28**

**ss9prbbalcnt**

R9 SS28 BAL COORD PROB LIMIT ACT

**QUESTION TEXT:**

In the last month, did {your/SP's} balance or coordination problems ever limit {your/SP's} activities?

**CODES**

- |   |            |
|---|------------|
| 1 | YES        |
| 2 | NO         |
|   | REFUSED    |
|   | DON'T KNOW |

**PROGRAMMER INSTRUCTIONS:**

Go to Section PC – Physical Capacity

---

**Flag Variables Set in SS Section**

<b>f19deaf</b>	R9 F SS DEAF CURRENT ROUND
<b>f19blind</b>	R9 F SS BLIND CURRENT ROUND

---

## NHATS Round 9

Section      PC      [PHYSICAL CAPACITY]

Sequence: 15

---

**PC1PRE**

**PC1PRE**

NOT ON FILE

**DISPLAY INSTRUCTIONS:**

IF CANE FLAG=1 (YES) OR WALKER FLAG=1 (YES) DISPLAY "and without {your/his/her}...". DISPLAY TEXT "without" AS BOLD UNDERLINED TEXT.

IF CANE FLAG=1 (YES) AND WALKER FLAG IS NULL, DISPLAY "cane".  
ELSE IF CANE FLAG=1 (YES) AND WALKER FLAG=1 (YES), DISPLAY "cane or walker".  
ELSE IF CANE FLAG IS NULL AND WALKER FLAG=1 (YES), DISPLAY "walker".

**QUESTION TEXT:**

We are interested in whether {you have /SP has} difficulty with physical movements when {you do/he does/she does} them without help from another person {and without {your/his/her}{cane/walker/cane or walker}}.

PRESS 1 AND ENTER TO CONTINUE

---

**PC1**

**pc9walk6blks**

R9 PC1 ABLE TO WALK 6 BLOCKS

**DISPLAY INSTRUCTIONS:**

IF CANE FLAG=1 (YES) OR WALKER FLAG=1 (YES) DISPLAY "and without {your/his/her}...".

DISPLAY TEXT "able" and "6 blocks" and "without" AS BOLD UNDERLINED TEXT

IF CANE FLAG=1 (YES) AND WALKER FLAG IS NULL, DISPLAY "cane".  
ELSE IF CANE FLAG=1 (YES) AND WALKER FLAG=1 (YES), DISPLAY "cane or walker".  
ELSE IF CANE FLAG IS NULL AND WALKER FLAG=1 (YES), DISPLAY "walker".

**QUESTION TEXT:**

In the last month, {were you/was SP} able to... walk 6 blocks, or about half a mile, by {yourself/himself/herself} {and without {your/his/her}{cane/walker/cane or walker}}?

**CODES**

1	YES	PC3
2	NO	
	REFUSED	
	DON'T KNOW	

---

**PC2**

**pc9walk3blks**

R9 PC2 ABLE TO WALK 3 BLOCKS

**DISPLAY INSTRUCTIONS:**

IF CANE FLAG=1 (YES) OR WALKER FLAG=1 (YES) DISPLAY "and without {your/his/her}...".

DISPLAY TEXT "able" and "3 blocks" and "without" AS BOLD UNDERLINED TEXT.

IF CANE FLAG=1 (YES) AND WALKER FLAG IS NULL, DISPLAY "cane".  
ELSE IF CANE FLAG=1 (YES) AND WALKER FLAG=1 (YES), DISPLAY "cane or walker".  
ELSE IF CANE FLAG IS NULL AND WALKER FLAG=1 (YES), DISPLAY "walker".

**QUESTION TEXT:**

[In the last month, {were you/was SP} able to... ] walk 3 blocks by {yourself/himself/herself}{and without {your/his/her}{cane/walker/cane or walker}}?

**CODES**

- |   |            |
|---|------------|
| 1 | YES        |
| 2 | NO         |
|   | REFUSED    |
|   | DON'T KNOW |

**PC3****pc9up20stair**

R9 PC3 ABLE TO WALK UP 20 STAIRS

**DISPLAY INSTRUCTIONS:**

IF CANE FLAG=1 (YES), DISPLAY "and without {your/his/her} cane".

DISPLAY TEXT "able" and "20 stairs" and "without" AS BOLD UNDERLINED TEXT.

**QUESTION TEXT:**

[In the last month, {were you/was SP} able to... ] walk up 20 stairs (about two flights) by {yourself/himself/herself}{and without {your/his/her} cane}?

**CODES**

- |   |            |     |
|---|------------|-----|
| 1 | YES        | PC5 |
| 2 | NO         |     |
|   | REFUSED    |     |
|   | DON'T KNOW |     |

**PC4****pc9up10stair**

R9 PC4 ABLE TO WALK UP 10 STAIRS

**DISPLAY INSTRUCTIONS:**

DISPLAY QUESTION TEXT "able" and "10 stairs" AND "without" AS BOLD UNDERLINED TEXT.

IF CANE FLAG=1 (YES), DISPLAY "and without {your/his/her} cane".

**QUESTION TEXT:**

[In the last month, {were you/was SP} able to... ] walk up 10 stairs by {yourself/himself/herself}{and without {your/his/her} cane}?

**CODES**

- |   |            |
|---|------------|
| 1 | YES        |
| 2 | NO         |
|   | REFUSED    |
|   | DON'T KNOW |

**PC5****pc9car20pnds**

R9 PC5 ABLE TO CARRY 20 POUNDS

**DISPLAY INSTRUCTIONS:**

IF CANE FLAG=1 (YES) OR WALKER FLAG=1 (YES), DISPLAY "and without {your/his/her}...". DISPLAY TEXT "without" AS BOLD UNDERLINED TEXT.

IF CANE FLAG=1 (YES) AND WALKER FLAG IS NULL, DISPLAY "cane".  
 ELSE IF CANE FLAG=1 (YES) AND WALKER FLAG=1 (YES), DISPLAY "cane or walker".  
 ELSE IF CANE FLAG IS NULL AND WALKER FLAG=1 (YES), DISPLAY "walker".

DISPLAY TEXT "able" and "20 pounds" AS BOLD UNDERLINED TEXT.

**QUESTION TEXT:**

[In the last month, {were you/was SP} able to... ] lift and carry 20 pounds, or two full bags of groceries, by {yourself/himself/herself} {and without {your/his/her}{cane/walker/cane or walker}}?

**CODES**

1	YES	PC7
2	NO	
	REFUSED	
	DON'T KNOW	

---

**PC6**

**pc9car10pnds**

R9 PC6 CARRY A 10 POUND OBJECT

**DISPLAY INSTRUCTIONS:**

IF CANE FLAG=1 (YES) OR WALKER FLAG=1 (YES), DISPLAY "and without {your/his/her}...". DISPLAY TEXT "without" AS BOLD UNDERLINED TEXT.

DISPLAY TEXT "able" and "10 pound" AS BOLD UNDERLINED TEXT.

IF CANE FLAG=1 (YES) AND WALKER FLAG IS NULL, DISPLAY "cane".  
ELSE IF CANE FLAG=1 (YES) AND WALKER FLAG=1 (YES), DISPLAY "cane or walker".  
ELSE IF CANE FLAG IS NULL AND WALKER FLAG=1 (YES), DISPLAY "walker".

**QUESTION TEXT:**

[In the last month, {were you/was SP} able to... ] lift and carry a 10-pound object by {yourself/himself/herself} {and without {your/his/her}{cane/walker/cane or walker}}?

**CODES**

1	YES
2	NO
	REFUSED
	DON'T KNOW

---

**PC7**

**pc9geonknees**

R9 PC7 ABLE TO GET DOWN ON KNEES

**DISPLAY INSTRUCTIONS:**

DISPLAY TEXT "able" AS BOLD UNDERLINED TEXT.

**QUESTION TEXT:**

[In the last month, {were you/was SP} able to... ] get down on {your/his/her} knees and get back up without holding on to anyone or anything?

**CODES**

1	YES	PC9
2	NO	
	REFUSED	
	DON'T KNOW	

---

**PC8**

**pc9bendover**

R9 PC8 ABLE TO BEND OVER

**DISPLAY INSTRUCTIONS:**

DISPLAY QUESTION TEXT "able" AS BOLD UNDERLINED TEXT.

**QUESTION TEXT:**

[In the last month {were you/was SP} able to... ] bend over without holding on to anyone or anything?

**CODES**

- |   |            |
|---|------------|
| 1 | YES        |
| 2 | NO         |
|   | REFUSED    |
|   | DON'T KNOW |

---

**PC9**

**pc9hvobovrhd**

R9 PC9 HEAVY OBJECT ABOVE HEAD

**DISPLAY INSTRUCTIONS:**

DISPLAY TEXT "able" IN BOLD UNDERLINED TEXT.

**QUESTION TEXT:**

[In the last month, {were you/was SP} able to... ] put a heavy book or other object on a shelf above {your/his/her} head?

**CODES**

- |   |            |      |
|---|------------|------|
| 1 | YES        | PC11 |
| 2 | NO         |      |
|   | REFUSED    |      |
|   | DON'T KNOW |      |

---

**PC10**

**pc9rechovrhd**

R9 PC10 ABLE TO REACH OVERHEAD

**DISPLAY INSTRUCTIONS:**

DISPLAY TEXT "able" AS BOLD UNDERLINED TEXT.

**QUESTION TEXT:**

[In the last month, {were you/was SP} able to... ] reach up over {your/his/her} head without holding on to anyone or anything?

**CODES**

- |   |            |
|---|------------|
| 1 | YES        |
| 2 | NO         |
|   | REFUSED    |
|   | DON'T KNOW |

---

**PC11**

**pc9opnjarwhd**

R9 PC11 OPEN SEALED JAR W HANDS

**DISPLAY INSTRUCTIONS:**

DISPLAY TEXT "able" AS BOLD UNDERLINED TEXT.

**QUESTION TEXT:**

[In the last month, {were you/was SP} able to... ] open a sealed jar using just {your/his/her} hands?

**CODES**

- |   |         |            |
|---|---------|------------|
| 1 | YES     | SECTION CP |
| 2 | NO      |            |
|   | REFUSED |            |

DON'T KNOW

---

**PC12**

**pc9grspsmobj**

R9 PC12 ABLE GRASP SMALL OBJECTS

**DISPLAY INSTRUCTIONS:**

DISPLAY "able" IN BOLD UNDERLINED TEXT.

**QUESTION TEXT:**

[In the last month, {were you/was SP} able to ... ] use {your/his/her} fingers to grasp or handle small objects?

**CODES**

- |   |            |
|---|------------|
| 1 | YES        |
| 2 | NO         |
|   | REFUSED    |
|   | DON'T KNOW |

**PROGRAMMER INSTRUCTIONS:**

Go to Section CP – Cognition (Proxy)

---

## NHATS Round 9

Section CP [COGNITION (PROXY)]

Sequence: 16

BOX CP1PRE

BOX CP1PRE

NOT ON FILE

If DECEASED flag = 1 (YES) and NOTALERT flag = 1 (YES), go to Section DM - Duration of Mobility Accommodations.

Else if DECEASED flag = 1 (YES), go to CP1.

Else if PROXY flag = 1 (YES), go to CP1PRE.

Otherwise, go to Section CG Cognition (SP).

CP1PRE

CP1PRE

NOT ON FILE

### QUESTION TEXT:

Part of this study is concerned with people's memory and ability to think about things.

PRESS 1 AND ENTER TO CONTINUE

CP1

cp9memrygood

R9 CP1 HOW GOOD MEMRY AT PRESNT

### DISPLAY INSTRUCTIONS:

If DECEASED flag = 1 (YES), display "Next, how would you rate {SP}'s memory in the month before {he/she} died" and "was".

Otherwise, display "First, how would you rate {SP}'s memory at the present time".

DISPLAY "at the present time" IN BOLD UNDERLINED TEXT.

### QUESTION TEXT:

{First, how would you rate {SP}'s memory at the present time/Next, how would you rate {SP}'s memory in the month before {he/she} died}? Would you say it {is/was} excellent, very good, good, fair, or poor?

### CODES

- |   |            |
|---|------------|
| 1 | EXCELLENT  |
| 2 | VERY GOOD  |
| 3 | GOOD       |
| 4 | FAIR       |
| 5 | POOR       |
|   | REFUSED    |
|   | DON'T KNOW |

BOX CP2

BOX CP2

NOT ON FILE

If DECEASED flag = 1 (YES), go to Section MO - Mobility.

Else if the PERSON ROSTER MEMBER flagged as the CURRENT INT PROXY was flagged as the LAST INT PROXY, go to BOX CP3.

Else if IS9 = 30-37, or 92 (proxy is not a relative), go to CP2.

Otherwise, go to BOX CP3.

CP2

cp9knownspyr

R9 CP2 KNOWN SP 4 AT LEAST A YR

### DISPLAY INSTRUCTIONS:

Spell out month in question text (for example, display "March" rather than "3")

### QUESTION TEXT:

Have you known {SP} for at least 1 year, that is since {CURRENT MONTH, YEAR - 1 year}?



**CODES**

1	YES
2	NO
	REFUSED
	DON'T KNOW

**BOX CP3****BOX CP3**

NOT ON FILE

If any of LAST INT CP3{a-h} = 3 (DEMENTIA, ALZHEIMERS REPORTED BY PROXY), go to CP4.

Otherwise, go to CP3.

**CP3PRE****CP3PRE**

NOT ON FILE

**DISPLAY INSTRUCTIONS:**

If the PERSON ROSTER MEMBER flagged as PROXY was flagged as LAST INT PROXY, display "in the last year".

Else if CP2 = 1 (known at least 1 year) or IS9 = 2-29, 91 (proxy is relative), display "in the last several years". Otherwise, display "since you have known {him/her}".

**QUESTION TEXT:**

Now, I'd like to ask some questions about whether you have noticed any changes in {SP} {in the last year/in the last several years/since you have known {him/her}} due to thinking or memory problems.

PRESS 1 AND ENTER TO CONTINUE

**CP3****cp9chgthink1**

R9 CP3A SP DIFF REMEMBER DATE

**cp9chgthink2**

R9 CP3B SP REPEATS SELF

**cp9chgthink3**

R9 CP3C SP DIFF REMEMBER APPT

**cp9chgthink4**

R9 CP3D SP CHNG INTRST ACT HOB

**cp9chgthink5**

R9 CP3E SP DIFF WITH MONEY MGMT

**cp9chgthink6**

R9 CP3F SP DIFF LEARNG USE TOOL

**cp9chgthink7**

R9 CP3G SP PRBLMS WITH JDGMT

**cp9chgthink8**

R9 CP3H SP DLY PRBLMS W THNK MEM

**cp9dad8dem**

R9 D DEMENTIA REPORTED IN PRIOR  
AD8

**DISPLAY INSTRUCTIONS:**

Use "Same Question Stem" display.

If the PERSON ROSTER MEMBER flagged as CURRENT INT proxy was flagged as LAST INT proxy, display "in the last year".

Else If CP2 = 1 (known at least 1 year) or IS9 = 2-29, 91 (proxy is relative), display "in the last several years". Otherwise, display "since you have known {him/her}".

Display the current response item text as a fill in the "IF NEEDED" statement.

If at CP3a, do not display question text in brackets.

Otherwise, display question text in brackets.

If at CP3a, display "first"

If at CP3b-CP3g, display "next"

If at CP3h, display "last"

**QUESTION TEXT:**

{{}}I'll read some statements about {him/her}. If there has been a change {in the last year/in the last several years/since you have known {him/her}} caused by {his/her} thinking or memory problems, please say "Yes." Otherwise say "No."{{}}

The {first/next/last} item is....

{variable text [a-h]}

IF NEEDED: Has there been a change caused by a thinking or memory problem in {variable text [a-h]}?

RESPONSE [1] a. remembering the month or year

RESPONSE [2] b. repeating questions, stories, or statements

RESPONSE [3] c. amount of difficulty remembering appointments

RESPONSE [4] d. amount of interest in hobbies or activities

RESPONSE [5] e. amount of difficulty handling money matters like balancing a checkbook or paying bills

RESPONSE [6] f. amount of trouble learning how to use a tool, appliance or gadget, for example a TV remote control or microwave

RESPONSE [7] g. problems with judgment, for example falling for scams or buying inappropriate gifts

RESPONSE [8] h. daily problems with thinking or memory

**CODES**

- |   |  |
|---|--|
| 1 | YES, A CHANGE                          |
| 2 | NO, NO CHANGE                          |
| 3 | DEMENTIA/ALZHEIMER'S REPORTED BY PROXY |
|   | REFUSED                                |
|   | DON'T KNOW                             |

**PROGRAMMER INSTRUCTIONS:**

Array the responses and variable text columns in the panel.

Display 'variable text' in the a-h sequence until all rows have been displayed

**CP4**

**cp9memcogpr1**

R9 CP4A LOST IN FAMILIAR ENVIRON

**cp9memcogpr2**

R9 CP4B SP WANDERD OFF NO RETRN

**cp9memcogpr3**

R9 CP4C SP ABLE LEFT ALONE 1 HR

**cp9memcogpr4**

R9 CP4D SP HEARS SEES THNGS

**DISPLAY INSTRUCTIONS:**

Use "Same Question Stem" display

If at CP4a, do not display question text in brackets

Otherwise display question text in brackets

**QUESTION TEXT:**

{{}} I have a few other questions. In the last year... {{}}

{variable text [a-d]}

RESPONSE[1] a. did {he/she} ever get lost in a familiar environment?

RESPONSE[2] b. did {he/she} ever wander off and not return by {himself/herself}?

RESPONSE[3] c. was {he/she} able to be left alone for an hour or so?

RESPONSE[4] d. did {he/she} hear or see things that were not really there?

**CODES**

- |   |         |
|---|---------|
| 1 | YES     |
| 2 | NO      |
|   | REFUSED |

DON'T KNOW

**PROGRAMMER INSTRUCTIONS:**

Array the responses and variable text columns in the panel

Display "variable text" in the a-d sequence until all rows have been displayed

GO TO SECTION CG - COGNITION (SP)

---

Derived Variables From Items in CP Section	
--	--

cp9dad8dem	R9 D DEMENTIA REPORTED IN PRIOR AD8
------------	-------------------------------------

## NHATS Round 9

Section CG [COGNITION (SP)]

Sequence: 17

**BOX CG1PRE** **BOX CG1PRE** NOT ON FILE

If PROXY flag = 1 (yes), go to CG1APRE.

Otherwise go to CG2PRE.

**CG1APRE** **CG1APRE** NOT ON FILE

### QUESTION TEXT:

There are a few questions that I would like to ask {SP} so that the study can better understand memory in people {his/her} age. Some may be hard to answer, but it is important to the study that we ask these.

PRESS 1 AND ENTER TO CONTINUE

**CG1A** **cg9speaktoSP** R9 CG1A SPEAK TO SP ASK QUES

### QUESTION TEXT:

May I speak to {SP} and ask {him/her} a few questions?

### CODES

1	YES	
2	NO	CG1D

**CG1B** **CG1B** NOT ON FILE

### QUESTION TEXT:

IF SP IS NOT IN THE ROOM, ASK PROXY TO HAVE SP JOIN YOU

IF/WHEN SP IS IN THE ROOM, PRESS 1 AND ENTER TO CONTINUE

**CG1C** **cg9quesremem** R9 CG1C START W QUES ABOUT MEMRY

### QUESTION TEXT:

I will start with a question about memory. Does that sound OK?

### CODES

1	YES	CG6PRE
2	NO	
	REFUSED	
	DON'T KNOW	

<b>CG1D</b>	<b>cg9reascano1</b>	R9 CG1D SP CANT ANS DEMENTIA
	<b>cg9reascano2</b>	R9 CG1D SP CANT ANS UNABLE SPEAK
	<b>cg9reascano3</b>	R9 CG1D SP CANT ANS UNABLE HEAR
	<b>cg9reascano4</b>	R9 CG1D SP CANT ANS SP REFUSD

<b>cg9reascano5</b>	R9 CG1D CANT ANS PROXY REFUSED
<b>cg9reascano6</b>	R9 CG1D SP CANT ANS NOT PRESENT
<b>cg9reascano7</b>	R9 CG1D SP CANT ANS SP TOO ILL
<b>cg9reascano8</b>	R9 CG1D SP CANT ANS LANG BARRIER
<b>cg9reascano9</b>	R9 CG1D SP CANT ANS OTHR SPECIFY

**QUESTION TEXT:**

What is the main reason you feel (you/he/she) cannot answer questions about memory?

SELECT ALL THAT APPLY

**CODES**

1	SP HAS DEMENTIA/ALZHEIMER'S/ NOT ABLE	GO TO MO
2	SP IS UNABLE TO SPEAK	GO TO MO
3	SP IS UNABLE TO HEAR	GO TO MO
4	SP REFUSED	GO TO MO
5	PROXY REFUSED	GO TO MO
6	SP NOT PRESENT	GO TO MO
7	SP TOO ILL	GO TO MO
8	SP LANGUAGE BARRIER	GO TO MO
91	OTHER (SPECIFY)	

**CG1E**

**CG1E**

NOT ON FILE

**QUESTION TEXT:**

SPECIFY THE OTHER REASON SP CANNOT ANSWER QUESTIONS ABOUT MEMORY

**ENTER TEXT**

Length

255

**PROGRAMMER INSTRUCTIONS:**

Go to Section MO Mobility.

**CG2PRE**

**CG2PRE**

NOT ON FILE

**QUESTION TEXT:**

The next few questions are about people's memory and ability to think about things. It is important for the study to better understand memory in people as they age.

PRESS 1 AND ENTER TO CONTINUE

**CG2**

**cg9ratememry**

R9 CG2 RATE YOUR MEMORY

**DISPLAY INSTRUCTIONS:**

Display "at the present time" in bold underlined text.

**QUESTION TEXT:**

First, how would you rate your memory at the present time? Would you say it is excellent, very good, good, fair, or poor?

**CODES**

- |   |            |
|---|------------|
| 1 | EXCELLENT  |
| 2 | VERY GOOD  |
| 3 | GOOD       |
| 4 | FAIR       |
| 5 | POOR       |
|   | REFUSED    |
|   | DON'T KNOW |

---

**BOX CG3**

**BOX CG3**

NOT ON FILE

If CG2 =1 (excellent) or 2 (very good), go to CG4  
Otherwise go to CG3.

---

**CG3**

**cg9ofmemprob**

R9 CG3 OFTN MEMRY PROBS INTERFER

**QUESTION TEXT:**

SHOW CARD CG1

In the last month, how often did memory problems interfere with your daily activities? Would you say every day, most days, some days, rarely, or never?

**CODES**

- |   |                              |
|---|------------------------------|
| 1 | EVERY DAY (7 DAYS A WEEK)    |
| 2 | MOST DAYS (5-6 DAYS A WEEK)  |
| 3 | SOMEDAYS (2-4 DAYS A WEEK)   |
| 4 | RARELY (ONCE A WEEK OR LESS) |
| 5 | NEVER                        |
|   | REFUSED                      |
|   | DON'T KNOW                   |

---

**CG4**

**cg9memcom1yr**

R9 CG4 MEMRY COMPARD TO 1 YR AGO

**DISPLAY INSTRUCTIONS:**

Display "1 year ago" in bold underlined text.

**QUESTION TEXT:**

SHOW CARD CG2

Compared to 1 year ago, would you say your memory is much better now, better now, about the same, worse now, or much worse now than it was then?

**CODES**

- |   |             |
|---|-------------|
| 1 | MUCH BETTER |
| 2 | BETTER      |
| 3 | SAME        |
| 4 | WORSE       |
| 5 | MUCH WORSE  |
|   | REFUSED     |
|   | DON'T KNOW  |

---

**CG6PRE**

**CG6PRE**

NOT ON FILE

**QUESTION TEXT:**

We're interested in how memory actually works. We find that even people with very good memories seem to forget some things from time to time. The next questions are a little different, but are often asked on studies about memory.

PRESS 1 AND ENTER TO CONTINUE

**CG6A**

**cg9todaydat1**

R9 CG6Aa TODAY'S DATE CORRECT MNTH

**cg9todaydat2**

R9 CG6Ab TODAY'S DATE CORRECT DAY

**cg9todaydat3**

R9 CG6Ac TODAY'S DATE CORRECT YR

**cg9todaydat5**

R9 CG6Ad USED AID FOR MTH DAY YEAR

**DISPLAY INSTRUCTIONS:**

Use "Same Question Stem" display.

If at CG6a, do not display question text in brackets. Otherwise, display question text in brackets.  
 Spell out month in question text and also as a numeric date as indicated in interviewer question text.  
 If at CG6a, display "IF SP DID NOT ALREADY MENTION THE MONTH, PROBE: What is the month?"  
 If at CG6b, display "IF SP DID NOT ALREADY MENTION THE DAY, PROBE: What is the day?"  
 If at CG6c, display "IF SP DID NOT ALREADY MENTION THE YEAR, PROBE: What is the year?"

Display "month", "day" and "year" in each of the probes in bold underlined text.

For display of "TODAY'S DATE IS:" display TODAY'S date.

Display "MONTH", "DAY", and "YEAR" in bold underlined text.

**QUESTION TEXT:**

{{Without looking at a calendar or watch, please tell me today's date.}}

TODAY'S DATE IS: {MONTH DAY, YEAR} {(mm/dd/yyyy)}  
 {IF SP DID NOT ALREADY MENTION THE MONTH, PROBE: What is the month?}  
 {IF SP DID NOT ALREADY MENTION THE DAY, PROBE: What is the day?}  
 {IF SP DID NOT ALREADY MENTION THE YEAR, PROBE: What is the year?}

CODE NO (2) FOR DON'T KNOW RESPONSES

RESPONSE [1] a. DID SP SAY THE CORRECT MONTH?  
 RESPONSE [2] b. DID SP SAY THE CORRECT DAY?  
 RESPONSE [3] c. DID SP SAY THE CORRECT YEAR?  
 RESPONSE [4] d. DID SP LOOK AT A CALENDAR, NEWSPAPER, WATCH, OR OTHER AID FOR THE DATE?

**CODES**

- |   |               |
|---|---------------|
| 1 | YES           |
| 2 | NO/DON'T KNOW |
|   | REFUSED       |

**PROGRAMMER INSTRUCTIONS:**

Disallow RF for response [4]d.

**CG6B**

**cg9todaydat4**

R9 CG6Ba TODAY'S DATE CORRECT DOW

**cg9todaydat6**

R9 CG6Bb USED AID FOR DAY OF WEEK

**DISPLAY INSTRUCTIONS:**

For display of "TODAY IS:" display day of the week for TODAY's date.

Display "DAY OF THE WEEK" in bold underlined text.

**QUESTION TEXT:**

Without looking at a calendar or watch, please tell me what day of the week it is.

TODAY IS: {DAY OF THE WEEK}.

CODE NO (2) FOR DON'T KNOW RESPONSES.

RESPONSE [1] a. DID SP SAY THE CORRECT DAY OF THE WEEK?

RESPONSE [2] b. DID SP LOOK AT A CALENDAR, NEWSPAPER, WATCH, OR OTHER AID FOR THE DAY OF THE WEEK?

**CODES**

- |   |               |
|---|---------------|
| 1 | YES           |
| 2 | NO/DON'T KNOW |
|   | REFUSED       |

\*In round 4, cg4todaydat4 and cg4todaydat5 were mislabeled

**PROGRAMMER INSTRUCTIONS:**

Disallow RF for response [2]d.

---

**BOX CG7**

**BOX CG7**

NOT ON FILE

If PROXY flag =1 and (CG6Aa-CG6Ad and CG6Ba-CG6Bb =2 (NO/DON'T KNOW) or REFUSED, go Section MO Mobility.  
Otherwise, go to CG7PRE.

---

**CG7PRE**

**cg9prewrdrcl**

R9 CG7PRE INTRO TO WORD RECALL

**QUESTION TEXT:**

Now I will read a set of 10 words and ask you to recall as many as you can. We have purposely made the list long so that it will be difficult for anyone to recall all the words. Most people recall just a few. Please listen carefully as I read the set of words because I cannot repeat them. When I finish, I will ask you to recall aloud as many of the words as you can, in any order. Is this clear?

IF SP ASKS TO WRITE DOWN WORDS, SAY: We want you to try to recall the words without any help.

REPEAT INSTRUCTIONS ABOVE AS NEEDED FOR SP TO UNDERSTAND ACTIVITY BEFORE CONTINUING

**CODES**

- |   |                        |     |
|---|------------------------|-----|
| 1 | CONTINUE WITH ACTIVITY |     |
| 2 | SP REFUSES ACTIVITY    | CG9 |

---

**CG7**

**cg9dwrldlstnm**

R9 D WHICH WORD LIST ASSIGNED

**DISPLAY INSTRUCTIONS:**

If WORD RECALL LIST 3rd ADMIN = 1 (from preload), display words from word list 1.

Else if WORD RECALL LIST 3rd ADMIN = 2(from preload), display words from word list 2.

Else if WORD RECALL LIST 3rd ADMIN = 3(from preload), display words from word list 3.

Display one word from list 1, 2, or 3 one at a time every 2 seconds using Blaise timer application.

Display words in font size 36 in the middle of the screen.

Display interviewer instruction at the top of the screen in regular font size.

{variable text [1-3]}



[LIST 1]

Hotel  
River  
Tree  
Skin  
Gold  
Market  
Paper  
Child  
King  
Book

[LIST 2]

Woman  
Rock  
Blood  
Corner  
Shoes  
Letter  
Girl  
House  
Valley  
Engine

[LIST 3]

Water  
Church  
Doctor  
Palace  
Fire  
Garden  
Sea  
Village  
Baby  
Table

**QUESTION TEXT:**

READ THE WORDS DISPLAYED AT A SLOW, STEADY RATE AS THEY COME UP ON THE SCREEN.  
APPROXIMATELY 1 WORD EVERY 2 SECONDS

PRESS 1 AND ENTER TO CONTINUE

**PROGRAMMER INSTRUCTIONS:**

After the last word, automatically advance screen to CG8.

---

**CG7A**

**CG7A**

NOT ON FILE

**QUESTION TEXT:**

AFTER LIST HAS ENDED, TYPE 1 AND ENTER TO CONTINUE.

---

**CG8**

**cg9wrdsrca1**

R9 CG8 1 TELL WORDS U CAN RECALL

**cg9wrdsrca2**

R9 CG8 2 TELL WORDS U CAN RECALL

**cg9wrdsrca3**

R9 CG8 3 TELL WORDS U CAN RECALL

**cg9wrdsrca4**

R9 CG8 4 TELL WORDS U CAN RECALL

**cg9wrdsrca5**

R9 CG8 5 TELL WORDS U CAN RECALL

cg9wrdsrca16	R9 CG8 6 TELL WORDS U CAN RECALL
cg9wrdsrca17	R9 CG8 7 TELL WORDS U CAN RECALL
cg9wrdsrca18	R9 CG8 8 TELL WORDS U CAN RECALL
cg9wrdsrca19	R9 CG8 9 TELL WORDS U CAN RECALL
cg9wrdsrca10	R9 CG8 10 TELLWORDS U CAN RECALL
cg9dwrdimmrc	R9 D SCORE IMMEDIATE WORD RECALL
cg9dwrдинone	R9 D IMMEDIATE RECALL NONE
cg9dwrdirref	R9 D IMMEDIATE RECALL REFUSED

**DISPLAY INSTRUCTIONS:**

Display word list that was presented in CG7 for this administration.

Display response codes 91 and 92 response categories in a column beside the word list.

**QUESTION TEXT:**

Now please tell me the words you can recall.

AFTER 10 SECONDS OF SILENCE, PROBE ONCE: Are there any (other) words you remember?

STOP ACTIVITY AFTER ANOTHER 10 SECONDS OF SILENCE OR IF SP SAYS DONE

SELECT ALL THAT APPLY

{variable text [1-3]}

[LIST 1]

Hotel

River

Tree

Skin

Gold

Market

Paper

Child

King

Book

[LIST 2]

Woman

Rock

Blood

Corner

Shoes

Letter

Girl

House

Valley

Engine

[LIST 3]

Water

Church

Doctor

Palace

Fire

Garden

Sea

Village

Baby  
Table

91. NO WORDS REMEMBERED  
92. REFUSED

**PROGRAMMER INSTRUCTIONS:**

If 91 (NO WORDS REMEMBERED) selected and any codes 1-10 or 92 selected, display error message  
“INCONSISTENT ANSWER. NO WORDS REMEMBERED CANNOT BE SELECTED WITH ANY OTHER CATEGORY” when leaving  
the screen.

If 91 or 92 selected, go to CG9.

---

**CG8A**

**cg9wrdsntlst**

R9 CG8A WORDS NOT ON LIST

**DISPLAY INSTRUCTIONS:**

Display “not” in underlined text.

**QUESTION TEXT:**

DID SP SAY ANY WORDS THAT WERE NOT ON THE LIST?

**CODES**

1	YES	
2	NO	CG9

---

**CG8B**

**cg9numnotlst**

R9 CG8B NUM WORDS NOT ON LIST

**DISPLAY INSTRUCTIONS:**

Display “not” in underlined text.

**QUESTION TEXT:**

HOW MANY WORDS DID SP SAY THAT WERE NOT ON THE LIST?

ENTER NUMBER  
RANGE 1-10

**ENTER NUMBER**

Range

1 to 10

---

**CG9**

**cg9probrecal**

R9 CG9 SP HAD DIFF HEARING WORDS

**cg9probrecal2**

R9 CG9 INTERRUPTION AS LIST READ

**cg9probrecal3**

R9 CG9 PROB WORD RECALL SPECIFY

**cg9probrecal4**

R9 CG9 WD RECALL NO PROB OCCURRD

**cg9probrecal5**

R9 CG9 SP REFUSED WORD RECALL

**QUESTION TEXT:**

DID SP HAVE ANY PROBLEMS DURING THE WORD RECALL TASK?

SELECT ALL THAT APPLY

**CODES**

1	DIFFICULTY HEARING ANY OF THE WORDS	CG10
2	INTERRUPTION OCCURRED WHILE LIST WAS	CG10

	BEING READ	
91	OTHER PROBLEM (SPECIFY)	
92	NO PROBLEMS OCCURRED	CG10
97	SP REFUSED WORD RECALL TASK	CG10

**PROGRAMMER INSTRUCTIONS:**

Disallow RF for response [2]d.

---

<b>CG9A</b>	<b>CG9A</b>	NOT ON FILE
-------------	-------------	-------------

**QUESTION TEXT:**

SPECIFY THE TYPE OF PROBLEM EXPERIENCED DURING WORD RECALL TASK

**ENTER TEXT**

Length 255

---

<b>CG10</b>	<b>cg9dclkdraw</b>	R9 D SCORE OF CLOCK DRAWING TEST
	<b>cg9dclkimgcl</b>	R9 D IMAGE CLARITY CLOCK DRAWING

**DISPLAY INSTRUCTIONS:**

Display “blank” in bold underlined text.

Display “REPEAT INSTRUCTIONS IF NEEDED” in bold underlined text.

**QUESTION TEXT:**

SET STOPWATCH FOR 2 MINUTES IN COUNTDOWN MODE

HAND SP A BLANK SHEET OF PAPER AND AN ERASABLE PEN

IF NEEDED, MAKE SURE SP HAS A WRITING SURFACE. THEN SAY:

Please draw a clock on this piece of paper.

Start by drawing a large circle.

Put all the numbers in the circle and set the hands to show 11:10 (10 past 11).

START STOPWATCH

REPEAT INSTRUCTIONS IF NEEDED.

STOP ACTIVITY WHEN 2 MINS IS UP OR BEFORE IF SP SAYS DONE

PRESS 1 AND ENTER TO CONTINUE

---

<b>CG10A</b>	<b>cg9atdrwclck</b>	R9 CG10A ATTEMPT CLOCK DRAWIG
--------------	---------------------	-------------------------------

**QUESTION TEXT:**

INDICATE WHETHER SP ATTEMPTED CLOCK DRAWING

IF SP ATTEMPTED CLOCK DRAWING, AFFIX SP ID LABEL ON THE LOWER LEFT HAND CORNER OF CLOCK DRAWING SHEET

**CODES**

1	SP ATTEMPTED CLOCK DRAWING
2	SP DID NOT ATTEMPT CLOCK DRAWING

---

<b>CG13</b>	<b>cg9presidna1</b>	R9 CG13A PRES LAST NAME CORRECT
	<b>cg9presidna2</b>	R9 CG13B PRES LAST NAME INCORRECT
	<b>cg9presidna3</b>	R9 CG13C PRES FIRST NAME CORRECT
	<b>cg9presidna4</b>	R9 CG13D PRES FIRST NAME INCORRECT

**DISPLAY INSTRUCTIONS:**

Display "FIRST", "LAST", "first", and "last" in underlined text.

**QUESTION TEXT:**

Next, who is the President of the United States right now?

CORRECT ANSWER IS DONALD TRUMP

IF ONLY FIRST NAME GIVEN, ASK: Do you know his last name?

IF ONLY LAST NAME GIVEN, ASK: Do you know his first name?

SELECT ALL THAT APPLY

**CODES**

- |   |                                      |
|---|--------------------------------------|
| 1 | LAST NAME CORRECT                    |
| 2 | LAST NAME NOT CORRECT/DK LAST NAME   |
| 3 | FIRST NAME CORRECT                   |
| 4 | FIRST NAME NOT CORRECT/DK FIRST NAME |
- REFUSED

**PROGRAMMER INSTRUCTIONS:**

If (RF is not selected) and (codes 1 or 2) and (codes 3 or 4) are not selected, display error message "INCOMPLETE ANSWER. A RESPONSE TO BOTH THE FIRST NAME AND THE LAST NAME MUST BE SELECTED.

If codes 1 and 2 are selected, display error message "INCONSISTENT ANSWER. LAST NAME CANNOT BE BOTH CORRECT AND NOT CORRECT OR UNKNOWN".

If codes 3 and 4 are selected, display error message "INCONSISTENT ANSWER. FIRST NAME CANNOT BE BOTH CORRECT AND NOT CORRECT OR UNKNOWN".

---

<b>CG14</b>	<b>cg9vpname1</b>	R9 CG14A VP LAST NAME CORRECT
	<b>cg9vpname2</b>	R9 CG14B VP LAST NAME INCORRECT
	<b>cg9vpname3</b>	R9 CG14C VP FIRST NAME CORRECT
	<b>cg9vpname4</b>	R9 CG14D VP FIRST NAME INCORRECT

**DISPLAY INSTRUCTIONS:**

Display "FIRST", "LAST", "first", and "last" in underlined text.

**QUESTION TEXT:**

Who is the Vice President?

CORRECT ANSWER IS MIKE (MICHAEL) PENCE

IF ONLY FIRST NAME GIVEN, ASK: Do you know his last name?

IF ONLY LAST NAME GIVEN, ASK: Do you know his first name?

SELECT ALL THAT APPLY

**CODES**

1	LAST NAME CORRECT
2	LAST NAME NOT CORRECT/DK LAST NAME
3	FIRST NAME CORRECT
4	FIRST NAME NOT CORRECT/DK FIRST NAME
	REFUSED

**PROGRAMMER INSTRUCTIONS:**

If (RF is not selected) and (codes 1 or 2) and (codes 3 or 4) are not selected, display error message  
"INCOMPLETE ANSWER. A RESPONSE TO BOTH THE FIRST NAME AND THE LAST NAME MUST BE SELECTED."

If codes 1 and 2 are selected, display error message "INCONSISTENT ANSWER. LAST NAME CANNOT BE BOTH  
CORRECT AND NOT CORRECT OR UNKNOWN".

If codes 3 and 4 are selected, display error message "INCONSISTENT ANSWER. FIRST NAME CANNOT BE  
BOTH CORRECT AND NOT CORRECT OR UNKNOWN".

**BOX CG15****BOX CG15****NOT ON FILE**

IF CG7PRE = 2 (SP REFUSES ACTIVITY), GO TO SECTION MO - MOBILITY  
ELSE GO TO CG15

**CG15**

<b>cg9wrdsdcal1</b>	R9 CG15 1 DELAYED WORD RECALL
<b>cg9wrdsdcal2</b>	R9 CG15 2 DELAYED WORD RECALL
<b>cg9wrdsdcal3</b>	R9 CG15 3 DELAYED WORD RECALL
<b>cg9wrdsdcal4</b>	R9 CG15 4 DELAYED WORD RECALL
<b>cg9wrdsdcal5</b>	R9 CG15 5 DELAYED WORD RECALL
<b>cg9wrdsdcal6</b>	R9 CG15 6 DELAYED WORD RECALL
<b>cg9wrdsdcal7</b>	R9 CG15 7 DELAYED WORD RECALL
<b>cg9wrdsdcal8</b>	R9 CG15 8 DELAYED WORD RECALL
<b>cg9wrdsdcal9</b>	R9 CG15 9 DELAYED WORD RECALL
<b>cg9wrdsdcal10</b>	R9 CG15 10 DELAYED WORD RECALL
<b>cg9dwrddlyrc</b>	R9 D SCORE DELAYED WORD RECALL
<b>cg9dwrddnone</b>	R9 D DELAYED RECALL NONE
<b>cg9dwrddrref</b>	R9 D DELAYED RECALL REFUSED

**DISPLAY INSTRUCTIONS:**

Display word list that was presented in CG7.

Display response codes 91 and 92 response categories in a column beside the word list.

**QUESTION TEXT:**

A little while ago, I read you a list of 10 words and you repeated the ones you could remember. Please tell me  
any of the words that you remember now.

AFTER 10 SECONDS OF SILENCE, PROBE ONCE: Are there any (other) words you remember?

STOP ACTIVITY AFTER ANOTHER 10 SECONDS OF SILENCE OR IF SP SAYS DONE

SELECT ALL THAT APPLY

{variable text [1-3]}

[LIST 1]

Hotel  
River  
Tree  
Skin  
Gold  
Market  
Paper  
Child  
King  
Book

[LIST 2]  
Woman  
Rock  
Blood  
Corner  
Shoes  
Letter  
Girl  
House  
Valley  
Engine

[LIST 3]  
Water  
Church  
Doctor  
Palace  
Fire  
Garden  
Sea  
Village  
Baby  
Table

91. NO WORDS REMEMBERED  
92. REFUSED

**PROGRAMMER INSTRUCTIONS:**

If 91 (NO WORDS REMEMBERED) selected and any codes 1-10 or 92 selected, display error message  
“INCONSISTENT ANSWER. NO WORDS REMEMBERED CANNOT BE SELECTED WITH ANY OTHER CATEGORY” when leaving  
the screen.

---

**CG15A**

**CG15A**

NOT ON FILE

**QUESTION TEXT:**

AFTER LIST HAS ENDED, TYPE 1 AND ENTER TO CONTINUE

**PROGRAMMER INSTRUCTIONS:**

If CG15 = 91 or 92, go to Section MO – Mobility.

---

**CG16**

**cg9wrndnotlst**

R9 CG16 WORDS NOT ON LIST

**DISPLAY INSTRUCTIONS:**

Display “not” in underlined text.

**QUESTION TEXT:**

DID SP SAY ANY WORDS THAT WERE NOT ON THE LIST?

**CODES**

1 YES  
2 NO

SECTION MO

**CG17**

**cg9numwrddnot**

R9 CG17 NUM OF WORDS NOT ON LIST

**DISPLAY INSTRUCTIONS:**

Display “not” in underlined text.

**QUESTION TEXT:**

HOW MANY WORDS DID SP SAY THAT WERE NOT ON THE LIST?

ENTER NUMBER

RANGE 1-10

ENTER NUMBER

Range

1 to 10

**Derived Variables from Items in CG Section**

cg9dwrdrcl	R9 D WORD1 IMMEDIATE RECALL
cg9dwrdrcl	R9 D WORD2 IMMEDIATE RECALL
cg9dwrdrcl	R9 D WORD3 IMMEDIATE RECALL
cg9dwrdrcl	R9 D WORD4 IMMEDIATE RECALL
cg9dwrdrcl	R9 D WORD5 IMMEDIATE RECALL
cg9dwrdrcl	R9 D WORD6 IMMEDIATE RECALL
cg9dwrdrcl	R9 D WORD7 IMMEDIATE RECALL
cg9dwrdrcl	R9 D WORD8 IMMEDIATE RECALL
cg9dwrdrcl	R9 D WORD9 IMMEDIATE RECALL
cg9dwrdrcl	R9 D WORD10 IMMEDIATE RECALL
cg9dwrdrnrc	R9 D WORD DELAYED RECALL [See CG8]
cg9dwrdrnone	R9 D IMMEDIATE RECALL NONE [See CG8]
cg9dwrdrref	R9 D IMMEDIATE RECALL REFUSED [See CG8]
cg9dwrdr1dly	R9 D WORD1 DELAYED RECALL
cg9dwrdr2dly	R9 D WORD2 DELAYED RECALL
cg9dwrdr3dly	R9 D WORD3 DELAYED RECALL
cg9dwrdr4dly	R9 D WORD4 DELAYED RECALL
cg9dwrdr5dly	R9 D WORD5 DELAYED RECALL
cg9dwrdr6dly	R9 D WORD6 DELAYED RECALL
cg9dwrdr7dly	R9 D WORD7 DELAYED RECALL



<b>cg9dwr8dly</b>	R9 D WORD8 DELAYED RECALL
<b>cg9dwr9dly</b>	R9 D WORD9 DELAYED RECALL
<b>cg9dwr10dly</b>	R9 D WORD10 DELAYED RECALL
<b>cg9wrddlyrc</b>	R9 D SCORE DELAYED WORD RECALL [See CG15]
<b>cg9wrddnone</b>	R9 D DELAYED RECALL NONE [See CG15]
<b>cg9wrddrref</b>	R9 D DELAYED RECALL REFUSED [See CG15]

## NHATS Round 9

Section MO [MOBILITY]

Sequence: 18

MO1PRE

MO1PRE

NOT ON FILE

### DISPLAY INSTRUCTIONS:

If DECEASED flag = 1 (YES), display "going outside".  
Otherwise, display "leaving {your/SP's} {home/building} to go outside".  
If STRUCTURE flag = 2 (MULTI-UNIT), display "building".  
Otherwise, display "home".

### QUESTION TEXT:

Now we're going to ask about {leaving {your/SP's} {home/building} to go outside/going outside}.

PRESS 1 AND ENTER TO CONTINUE

MO1

mo9outoft

R9 MO1 OFTEN GO OUTSIDE

### DISPLAY INSTRUCTIONS:

If DECEASED flag = 1 (YES), display "of {his/her} life".  
Otherwise, display "leave {your/his/her} {home/building} to".

### QUESTION TEXT:

SHOW CARD MO1

In the last month {of {his/her} life}, how often did {you/SP} {leave {your/his/her} {home/building} to} go outside? Would you say every day, most days, some days, rarely, or never?

### CODES

- 1 EVERY DAY (7 DAYS A WEEK)
- 2 MOST DAYS (5-6 DAYS A WEEK)
- 3 SOME DAYS (2-4 DAYS A WEEK)
- 4 RARELY (ONCE A WEEK OR LESS)
- 5 NEVER  
REFUSED  
DON'T KNOW

### PROGRAMMERS INSTRUCTIONS:

If MO1 = 5 (NEVER) SET DIDNTLEAVE FLAG TO 1 (YES)

BOX MO2

BOX MO2

NOT ON FILE

If DECEASED flag = 1 (YES) and MO1 = 5 (NEVER), go to MO12.  
Else if DECEASED flag = 1 (YES), go to MO6.  
Else if MO1 = 5 (NEVER), go to MO10.

Else if CANE FLAG=1 (YES), go to MO2.  
Otherwise, go to BOX MO3.

MO2

mo9outcane

R9 MO2 CANE USED OUTSIDE

### QUESTION TEXT:

SHOW CARD MO2

In the last month, when {you/SP} left {your/his/her} {home/building} to go outside, how often did {you/he/she} use {your/his/her} cane? Would you say every time, most times, sometimes, rarely, or never?

**CODES**

- |   |            |
|---|------------|
| 1 | EVERY TIME |
| 2 | MOST TIMES |
| 3 | SOMETIMES  |
| 4 | RARELY     |
| 5 | NEVER      |
|   | REFUSED    |
|   | DON'T KNOW |

**BOX MO3****BOX MO3**

NOT ON FILE

IF WALKER FLAG=1 (YES), GO TO MO3  
ELSE GO TO BOX MO4

**MO3****mo9outwalkr**

R9 MO3 WALKER USED OUTSIDE

**QUESTION TEXT:**

SHOW CARD MO2

In the last month, when {you/SP} left {your/his/her}{home/building} to go outside, how often did {you/he/she} use {your/his/her} walker? Would you say every time, most times, sometimes, rarely, or never?

**CODES**

- |   |            |
|---|------------|
| 1 | EVERY TIME |
| 2 | MOST TIMES |
| 3 | SOMETIMES  |
| 4 | RARELY     |
| 5 | NEVER      |
|   | REFUSED    |
|   | DON'T KNOW |

**BOX MO4****BOX MO4**

NOT ON FILE

If WHEELCHAIR flag = 1 (yes), go to MO4.  
Otherwise, go to BOX MO5.

**MO4****mo9outwlchr**

R9 MO4 WHEELCHAIR USED OUTSIDE

**QUESTION TEXT:**

SHOW CARD MO2

In the last month, when {you/SP} left {your/his/her}{home/building} to go outside, how often did {you/he/she} use {your/his/her} wheelchair? Would you say every time, most times, sometimes, rarely, or never?

**CODES**

- |   |            |
|---|------------|
| 1 | EVERY TIME |
| 2 | MOST TIMES |
| 3 | SOMETIMES  |
| 4 | RARELY     |
| 5 | NEVER      |
|   | REFUSED    |

DON'T KNOW

---

**BOX MO5**

**BOX MO5**

NOT ON FILE

If SCOOTER flag = 1 (yes), go to MO5.  
Otherwise, go to MO6.

---

**MO5**

**mo9outsctr**

R9 MO5 SCOOTER USED OUTSIDE

**QUESTION TEXT:**

SHOW CARD MO2

In the last month, when {you/SP} left {your/his/her} {home/building} to go outside, how often did {you/he/she} use {your/his/her} scooter? Would you say every time, most times, sometimes, rarely, or never?

**CODES**

1	EVERY TIME
2	MOST TIMES
3	SOMETIMES
4	RARELY
5	NEVER
	REFUSED
	DON'T KNOW

---

**MO6**

**mo9outhlp**

R9 MO6 HELP GO OUTSIDE

**DISPLAY INSTRUCTIONS:**

If FACILITY flag = 1 (YES), display "a staff person from the place where {you live/{he/she} {lives/lived}},".

If DECEASED flag = 1 (YES), display "of {his/her} life" and "lived".

Otherwise, display "lives" and "leave {your/his/her} {home/building} to".

**QUESTION TEXT:**

In the last month {of {his/her} life}, did anyone ever help {you/SP} {leave {your/his/her} {home/building} to} go outside?

IF NEEDED: This includes family, friends, {a staff person from the place where {you live/{he/she} {lives/lived}}, or someone paid to help {you/him/her}.

**CODES**

1	YES
2	NO
	REFUSED
	DON'T KNOW

---

**BOX MO6A**

**BOX MO6A**

NOT ON FILE

If DECEASED flag = 1 (YES) and MO6 = 2 (NO), RF, or DK, go to BOX MO12.  
Else if MO6 = 2 (NO), RF, or DK, go to MO8.  
Otherwise, go to MO6A.

---

**MO6A**

**op9outhlp**

R9 MO6A HELPS SP GO OUTSIDE

**op9relatnshp**

R9 RELASHIP TO SP UPDATE AND NEW

**DISPLAY INSTRUCTIONS:**

Display HELPER RELATIONSHIP CODE LIST.

Display person roster with FIRST NAME, LAST NAME, and RELATIONSHIP TO SP. Allow entry for FIRST NAME, LAST NAME, and RELATIONSHIP TO SP fields.

If DECEASED flag = 1 (YES), display "lived".

Otherwise, display "lives" and "(leave {your/his/her} {home/building} to)".

If FACILITY flag = 1 (YES), display "a staff person from the place where {you live/{he/she} {lives/lived}},)".

If FACILITY flag=1 (YES) or RETIREMENT COMMUNITY flag=1(YES), display SERVICE/SOMEONE FROM THE PLACE SP LIVES/DIED on the roster.

Display "first" and "last" in underlined text.

**QUESTION TEXT:**

Who helped {you/SP} do that ({leave {your/his/her} {home/building} to} go outside)?

IF NEEDED: This includes family, friends, {a staff person from the place where {you live/{he/she} {lives/lived}},} or someone paid to help {you/{him/her}}.

PROBE: Anyone else?

SELECT ALL THAT APPLY

IF PERSON NAMED IS NOT ON THE ROSTER, PRESS CTRL/P TO ADD A PERSON

MO6b. [What is (his/her) first name?] CONFIRM SPELLING

MO6c. [What is (his/her) last name?] CONFIRM SPELLING

MO6d. [What is (his/her) relationship to {you/SP}?] PRESS F1 FOR HELP SCREEN

**CODES**

2	SPOUSE/PARTNER
3	DAUGHTER
4	SON
5	DAUGHTER-IN-LAW
6	SON-IN-LAW
7	STEPDAUGHTER
8	STEPSON
9	SISTER
10	BROTHER
11	SISTER-IN-LAW
12	BROTHER-IN-LAW
13	MOTHER
14	STEPMOTHER
15	MOTHER-IN-LAW
16	FATHER
17	STEPFATHER
18	FATHER-IN-LAW
19	GRANDDAUGHTER
20	GRANDSON
21	NIECE
22	NEPHEW
23	AUNT
24	UNCLE
25	COUSIN
26	STEPDAUGHTER'S SON/DAUGHTER
27	STEPSON'S SON/DAUGHTER

28	DAUGHTER-IN-LAW'S SON/DAUGHTER
29	SON-IN-LAW'S SON/DAUGHTER
30	BOARDER/RENTER
31	PAID AIDE/HOUSEKEEPER/EMPLOYEE
32	ROOMMATE
33	EX-WIFE/EX-HUSBAND
34	BOYFRIEND/GIRLFRIEND
35	NEIGHBOR
36	FRIEND
37	SOMEONE/SERVICE AT THE PLACE SP LIVES/LIVED
38	CO-WORKER
39	MINISTER, PRIEST, OR OTHER CLERGY
40	PSYCHIATRIST, PSYCHOLOGIST, COUNSELOR, OR THERAPIST
91	OTHER RELATIVE
92	OTHER NONRELATIVE

**PROGRAMMER INSTRUCTIONS:**

For each roster selection/addition at MO6, set HELPSGOOUTSIDE flag = 1 (yes).  
If DECEASED flag = 1 (YES), go to BOX MO12.

---

<b>MO7</b>	<b>mo9outslf</b>	R9 MO7 LEFT BY YOURSELF
------------	------------------	-------------------------

**DISPLAY INSTRUCTIONS:**

DISPLAY "{by {yourself/himself/herself}" IN BOLD UNDERLINED TEXT

**QUESTION TEXT:**

SHOW CARD MO3

In the last month, when {you/SP} left {your/his/her} {home/building} to go outside, how often did {you/he/she} do this by {yourself/himself/herself}? Would you say every time, most times, sometimes, rarely, or never?

**CODES**

1	MOST TIMES	
2	SOMETIMES	
3	RARELY	
4	NEVER	MO9
	REFUSED	
	DON'T KNOW	

---

<b>MO8</b>	<b>mo9outdif</b>	R9 MO8 HOW DIFFICULT
------------	------------------	----------------------

**DISPLAY INSTRUCTIONS:**

DISPLAY "by {yourself/himself/herself}" IN BOLD UNDERLINED TEXT

If MO2 = 1,2,3, or 4 (uses cane when leaving building or MO3 = 1,2,3, or 4 (uses walker when leaving building) or MO4 = 1,2,3, or 4 (uses wheelchair when leaving building) or MO5 = 1,2,3, or 4 (uses scooter when leaving building), display "when {you/SP} used {your/his/her} {cane/walker/wheelchair/scooter}".

If MO2 = 1,2,3, or 4 (uses cane when leaving building), display "cane".

If MO3 = 1,2,3, or 4 (uses walker when leaving building), display "walker".

If MO4 = 1,2,3, or 4 (uses wheelchair when leaving building), display "wheelchair".

If MO5 = 1,2,3, or 4 (uses scooter when leaving building), display "scooter".

If more than one (MO2, MO3, MO4, MO5) = 1,2,3, or 4 (used inside), insert "or" between the names of the devices.

**QUESTION TEXT:**

In the last month, {when {you/SP} used {your/his/her} {cane / walker / wheelchair / scooter}}, how much difficulty did {you/{he/she}} have leaving {your/his/her} {home/building} to go outside by

{yourself/himself/herself}? Would you say none, a little, some, or a lot?

**CODES**

- |   |            |
|---|------------|
| 1 | NONE       |
| 2 | A LITTLE   |
| 3 | SOME       |
| 4 | A LOT      |
|   | REFUSED    |
|   | DON'T KNOW |

---

**MO9**

**mo9outyrgo**

R9 MO9 HOW OFTEN LEAVE

**DISPLAY INSTRUCTIONS:**

DISPLAY "a year ago" IN BOLD UNDERLINED TEXT

**QUESTION TEXT:**

Compared to a year ago, {do you/does SP} now leave {your/his/her} {home/building} more often, less often or about the same?

**CODES**

- |   |                |
|---|----------------|
| 1 | MORE OFTEN     |
| 2 | LESS OFTEN     |
| 3 | ABOUT THE SAME |
|   | REFUSED        |
|   | DON'T KNOW     |

---

**BOX MO10**

**BOX MO10**

NOT ON FILE

If MO6 = 2 (no help to go outside) and MO8 = 1 (no difficulty going outside by self), go to MO11PRE.

Otherwise, go to MO10.

---

**MO10**

**mo9outwout**

R9 MO10 STAYED IN NO HELP

**DISPLAY INSTRUCTIONS:**

DISPLAY "by {yourself/himself/herself} IN BOLD UNDERLINED TEXT

If MO1 = 5 (never left building) or MO7 = 4 (never left building by self), display "no one was there to help {you/him/her} go out".

Otherwise display "{you/he/she} had difficulty going out by {yourself/himself/herself}"..

**QUESTION TEXT:**

In the last month, did {you/SP} ever have to stay in {your/his/her} {home/building} because {no one was there to help {you/him/her} go out/ {you/he/she} had difficulty going out by {yourself/himself/herself}}?

**CODES**

- |   |            |
|---|------------|
| 1 | YES        |
| 2 | NO         |
|   | REFUSED    |
|   | DON'T KNOW |

---

**MO11PRE**

**MO11PRE**

NOT ON FILE

**DISPLAY INSTRUCTIONS:**

If STRUCTURE flag = 2 (multi-unit), display "or building".

**QUESTION TEXT:**

These next few questions are about getting around inside {your/SP's} home {or building}.

PRESS 1 AND ENTER TO CONTINUE

**BOX MO11****BOX MO11**

NOT ON FILE

If STRUCTURE flag = 2 (multi-unit), go to MO11  
Otherwise, go to BOX MO12.

**MO11****mo9oftgoarea**

R9 MO11 HOW OFTEN GO OTHER AREAS

**DISPLAY INSTRUCTIONS:**

If FACILITY flag = 1 (yes), display "{apartment/room/unit/suite/other}".  
Otherwise, display "home".

**QUESTION TEXT:**

SHOW CARD MO1

In the last month, how often did {you /SP} leave {your/his/her} {home/{apartment/room/unit/suite/other}} to go into other areas of the building? Would you say every day, most days, some days, rarely, or never?

**CODES**

- 1 EVERY DAY (7 DAYS A WEEK)
- 2 MOST DAYS (5-6 DAYS A WEEK)
- 3 SOME DAYS (2-4 DAYS A WEEK)
- 4 RARELY (ONCE A WEEK OR LESS)
- 5 NEVER
- REFUSED
- DON'T KNOW

**BOX MO12****BOX MO12**

NOT ON FILE

If DECEASED flag = 1 (YES) and MO1 = 5 (NEVER LEFT HOME), go to MO12.  
Else if DECEASED flag = 1 (YES), go to MO18.

Else if STRUCTURE flag = 2 (multi-unit) and MO1 = 5 (never leave building) and MO11 = 5 (never go to other parts of building), go to MO12.

Else if [STRUCTURE flag = 1 (single home) or STRUCTURE flag = 3 (Other)] and MO1 = 5 (never leave home), go to MO12.

Otherwise, go to BOX MO13.

**MO12****mo9oflvlslepr**

R9 MO12 HOW OFTN LEAVE BEDROOM

**DISPLAY INSTRUCTIONS:**

If DECEASED flag = 1 (YES), display "of {his/her} life" and "slept".  
Otherwise, display "sleeps".

**QUESTION TEXT:**

SHOW CARD MO1

In the last month {of {his/her} life}, how often did {you/SP} leave the room where {you sleep/{he/she} sleeps/slept}}? Would you say every day, most days, some days, rarely, or never?

**CODES**



- 1 EVERY DAY (7 DAYS A WEEK)
  - 2 MOST DAYS (5-6 DAYS A WEEK)
  - 3 SOME DAYS (2-4 DAYS A WEEK)
  - 4 RARELY (ONCE A WEEK OR LESS)
  - 5 NEVER
- REFUSED  
DON'T KNOW

**PROGRAMMER INSTRUCTIONS:**

If MO12 =5 (never leaves room), set DIDN'T LEAVE ROOM SLEEPS flag = 1 (yes).

---

**BOX MO13**

**BOX MO13**

NOT ON FILE

If DECEASED flag = 1 (YES), and Mo12 = 5 (NEVER), go to MO25.  
Else if DECEASED = 1 (YES), go to MO18.  
Else if MO12 = 5 (NEVER), go to MO23.  
Else if CANE flag = 1 (YES), go to MO13.  
Otherwise, go to BOX MO14.

---

**MO13**

**mo9insdcane**

R9 MO13 OFTEN USED CANE INSIDE

**QUESTION TEXT:**

SHOW CARD MO2

In the last month, when {you/SP} left {your/his/her} {home/building} to go outside, how often did {you/he/she} use {your/his/her} cane? Would you say every time, most times, sometimes, rarely, or never?

**CODES**

- 1 EVERY TIME
  - 2 MOST TIMES
  - 3 SOMETIMES
  - 4 RARELY
  - 5 NEVER
- REFUSED  
DON'T KNOW

---

**BOX MO14**

**BOX MO14**

NOT ON FILE

If WALKER flag = 1 (yes), go to MO14.  
Otherwise, go to BOX MO15.

---

**MO14**

**mo9insdwalkr**

R9 MO14 OFTEN USED WALKER INSIDE

**QUESTION TEXT:**

SHOW CARD MO2

In the last month, when {you/SP} left {your/his/her} {home/building} to go outside, how often did {you/he/she} use {your/his/her} walker? Would you say every time, most times, sometimes, rarely, or never?

**CODES**

- 1 EVERY TIME
- 2 MOST TIMES
- 3 SOMETIMES
- 4 RARELY
- 5 NEVER

REFUSED  
DON'T KNOW

---

**BOX MO15****BOX MO15**

NOT ON FILE

If WHEELCHAIR HOME flag = 1 (yes), go to MO15.  
Otherwise, go to BOX MO16.

---

**MO15****mo9insdwlchr**

R9 MO15 OFT USD WHEELCHAR INSIDE

**DISPLAY INSTRUCTIONS:**

If STRUCTURE flag = 2 (multi-unit), display “or building”.

**QUESTION TEXT:**

SHOW CARD MO2

In the last month, when {you/SP} went around inside {your/his/her} home {or building}, how often did {you/he/she} use {your/his/her} wheelchair? Would you say every time, most times, sometimes, rarely, or never?

**CODES**

- 1 EVERY TIME
- 2 MOST TIMES
- 3 SOMETIMES
- 4 RARELY
- 5 NEVER
- REFUSED
- DON'T KNOW

---

**BOX MO16****BOX MO16**

NOT ON FILE

If SCOOTER HOME flag = 1 (yes), go to MO16.  
Otherwise, go to MO17.

---

**MO16****mo9insdsctr**

R9 MO16 OFTEN USD SCOOTER INSIDE

**DISPLAY INSTRUCTIONS:**

If STRUCTURE flag = 2 (multi-unit), display “or building”.

**QUESTION TEXT:**

SHOW CARD MO2

In the last month, when {you/SP} went around inside {your/his/her} home {or building}, how often did {you/he/she} use {your/his/her} scooter? Would you say every time, most times, sometimes, rarely, or never?

**CODES**

- 1 EVERY TIME
- 2 MOST TIMES
- 3 SOMETIMES
- 4 RARELY
- 5 NEVER
- REFUSED
- DON'T KNOW

---

**MO17****mo9oftholdwl**

R9 MO17 OFTEN HOLD WALLS INSIDE

**DISPLAY INSTRUCTIONS:**

If STRUCTURE flag = 2 (multi-unit), display "or building".

**QUESTION TEXT:**

SHOW CARD MO2

In the last month, when {you/SP} went around inside {your/his/her} home {or building}, how often did {you/he/she} hold onto walls or furniture? Would you say every time, most times, sometimes, rarely, or never?

**CODES**

- |   |            |
|---|------------|
| 1 | EVERY TIME |
| 2 | MOST TIMES |
| 3 | SOMETIMES  |
| 4 | RARELY     |
| 5 | NEVER      |
|   | REFUSED    |
|   | DON'T KNOW |

---

**MO18****mo9insdhl**

R9 MO18 GOT HELP INSIDE

**DISPLAY INSTRUCTIONS:**

If DECEASED flag = 1 (YES), display "of {his/her} life" and "lived".  
Otherwise, display "lives" and "{your/his/her} home {or building}".

If STRUCTURE flag = 2 (multi-unit), display "or building".

If FACILITY flag = 1 (YES), display "a staff person from the place where {you live/{he/she} {lives/lived}},".

**QUESTION TEXT:**

In the last month {of {his/her} life}, did anyone ever help {you/SP} get around inside {{your/his/her} home {or building}}?

IF NEEDED: This includes family, friends, {a staff person from the place where {you live/{he/she} {lives/lived}}, or someone paid to help {you/{him/her}}.

**CODES**

- |   |            |
|---|------------|
| 1 | YES        |
| 2 | NO         |
|   | REFUSED    |
|   | DON'T KNOW |

---

**BOX MO19A****BOX MO19A**

NOT ON FILE

If DECEASED flag = 1 (YES) and MO18 = 2 (NO), RF, or DK, go to MO25.  
Else if MO18 = 2 (NO), RF, or DK, go to MO21.  
Otherwise, go to MO19A.

---

**MO19A****op9insdhl**

R9 MO19A HELPS SP INSIDE HOUSE

**op9relatnshp**

R9 RELASHIP TO SP UPDATE AND NEW

**DISPLAY INSTRUCTIONS:**

Display HELPER RELATIONSHIP CODE LIST.

If DECEASED flag = 1 (YES), display "lived".  
Otherwise, display "lives" and "{your/SP's} home {or building}".

If FACILITY flag = 1 (YES), display "a staff person from the place where {you live/{he/she} {lives/lived}},".

If STRUCTURE flag = 2 (multi-unit), display "or building".

Display person roster with FIRST NAME, LAST NAME, and RELATIONSHIP TO SP. Allow entry for FIRST NAME, LAST NAME, and RELATIONSHIP TO SP fields.

If FACILITY flag=1(YES) or RETIREMENT COMMUNITY flag=1(YES), display SERVICE/SOMEONE FROM THE PLACE SP LIVES/DIED on the person roster.

Display "first" and "last" in underlined text

#### QUESTION TEXT:

Who helped with that (getting around inside {{your/SP's} home {or building}})?

IF NEEDED: This includes family, friends, {a staff person from the place where {you live/{he/she} {lives/lived}}}, or someone paid to help {you/{him/her}}.

PROBE: Anyone else?

SELECT ALL THAT APPLY

IF PERSON NAMED IS NOT ON THE ROSTER, PRESS CTRL/P TO ADD A PERSON

MO19b. [What is (his/her) first name?] CONFIRM SPELLING

MO19c. [What is (his/her) last name?] CONFIRM SPELLING

MO19d. [What is {his/her} relationship to {you/SP}?] PRESS F1 FOR HELP SCREEN

#### CODES

2	SPOUSE/PARTNER
3	DAUGHTER
4	SON
5	DAUGHTER-IN-LAW
6	SON-IN-LAW
7	STEPDAUGHTER
8	STEPSON
9	SISTER
10	BROTHER
11	SISTER-IN-LAW
12	BROTHER-IN-LAW
13	MOTHER
14	STEPMOTHER
15	MOTHER-IN-LAW
16	FATHER
17	STEPFATHER
18	FATHER-IN-LAW
19	GRANDDAUGHTER
20	GRANDSON
21	NIECE
22	NEPHEW
23	AUNT
24	UNCLE
25	COUSIN
26	STEPDAUGHTER'S SON/DAUGHTER
27	STEPSON'S SON/DAUGHTER

28	DAUGHTER-IN-LAW'S SON/DAUGHTER
29	SON-IN-LAW'S SON/DAUGHTER
30	BOARDER/RENTER
31	PAID AIDE/HOUSEKEEPER/EMPLOYEE
32	ROOMMATE
33	EX-WIFE/EX-HUSBAND
34	BOYFRIEND/GIRLFRIEND
35	NEIGHBOR
36	FRIEND
37	SOMEONE/SERVICE AT THE PLACE SP LIVES/LIVED
38	CO-WORKER
39	MINISTER, PRIEST, OR OTHER CLERGY
40	PSYCHIATRIST, PSYCHOLOGIST, COUNSELOR, OR THERAPIST
91	OTHER RELATIVE
92	OTHER NONRELATIVE

**PROGRAMMER INSTRUCTIONS:**

For each roster selection/addition at MO19, set HELPSAROUNDINSIDE flag = 1 (yes).

**BOX MO20**

**BOX MO20**

**NOT ON FILE**

If DECEASED FLAG=1 (YES), go to MO25.  
Otherwise, go to MO20.

**MO20**

**mo9insdslf**

**R9 MO20 HOW OFTEN BY YOURSELF**

**DISPLAY INSTRUCTIONS:**

DISPLAY "by {yourself/himself/herself}" IN BOLD UNDERLINED TEXT

If STRUCTURE flag = 2 (multi-unit), display "or building,".  
Otherwise, display only the comma after "home"

**QUESTION TEXT:**

SHOW CARD MO3

In the last month, when {you/SP} went around inside {your/his/her} home {,/or building,} how often did {you/he/she} do this by {yourself/himself/herself}? Would you say most times, sometimes, rarely, or never?

**CODES**

1	EVERY TIME
2	MOST TIMES
3	SOMETIMES
4	RARELY
	NEVER
	REFUSED
	DON'T KNOW

MO22

**MO21**

**mo9insddif**

**R9 MO21 HOW DIFF GET ARD W DEVICE**

**DISPLAY INSTRUCTIONS:**

DISPLAY "by {yourself/himself/herself}" IN BOLD UNDERLINED TEXT

If MO13 = 1,2,3, or 4 (used cane inside) or MO14 = 1,2,3, or 4 (used walker inside) or MO15 = 1,2,3, or 4 (used wheelchair inside) or MO16 = 1,2,3, or 4 (used scooter inside), display "when {you/SP} used {your/his/her} {cane/walker/wheelchair/scooter}."

If MO13 = 1,2,3, or 4 (used cane inside), display “cane”.

If MO14 = 1,2,3, or 4 (used walker inside), display “walker”.

If MO15 = 1,2,3, or 4 (used wheelchair inside), display “wheelchair”.

If MO16 = 1,2,3, or 4 (used scooter inside), display “scooter”.

If more than one (MO13, MO14, MO15, MO16) = 1,2,3, or 4 (used inside), insert “or” between the names of the devices.

If STRUCTURE flag = 2 (multi-unit), display “or building”.

**QUESTION TEXT:**

In the last month, {when {you/SP} used {your/his/her} {cane/walker/wheelchair/scooter}}, how much difficulty did {you/SP} have getting around inside {your/his/her} home {or building} by {yourself/himself/herself}? Would you say none, a little, some, or a lot?

**CODES**

- |   |            |
|---|------------|
| 1 | NONE       |
| 2 | A LITTLE   |
| 3 | SOME       |
| 4 | A LOT      |
|   | REFUSED    |
|   | DON'T KNOW |

---

**MO22**

**mo9insdyrgo**

R9 MO22 HOW OFTEN COMPRED YR AGO

**DISPLAY INSTRUCTIONS:**

If STRUCTURE flag = 2 (multi-unit), display “or building”.

DISPLAY "a year ago" IN BOLD UNDERLINED TEXT

**QUESTION TEXT:**

Compared to a year ago, {do you/does SP} now leave {your/his/her} home {or building} more often, less often or about the same?

**CODES**

- |   |                |
|---|----------------|
| 1 | MORE OFTEN     |
| 2 | LESS OFTEN     |
| 3 | ABOUT THE SAME |
|   | REFUSED        |
|   | DON'T KNOW     |

---

**BOX MO23**

**BOX MO23**

NOT ON FILE

If MO18 = 2 (did not get help getting around inside) and MO21= 1 (no difficulty getting around inside), go to MO24PRE.  
Otherwise, go to MO23.

---

**MO23**

**mo9insdwout**

R9 MO23 PLACES INSIDE DID NOT GO

**DISPLAY INSTRUCTIONS:**

DISPLAY "by {yourself/himself/herself}" IN BOLD UNDERLINED TEXT

If STRUCTURE flag = 2 (multi-unit), display “or building”.

If MO20 = 4 (never went around inside by self) or MO12 = 5 (never left room where slept), display “no one was there to help {you/him/her}”.

Otherwise display "it was too difficult to go there by {yourself/himself/herself}".

**QUESTION TEXT:**

In the last month, were there any places in {your/SP's} home {or building} that {you/he/she} did not go because {no one was there to help {you/him/her}/it was too difficult to go there by yourself/himself/herself}?

**CODES**

- 1 YES
- 2 NO
- REFUSED
- DON'T KNOW

**MO24PRE****MO24PRE**

NOT ON FILE

**QUESTION TEXT:**

These next few questions are about getting in and out of bed.

PRESS 1 AND ENTER TO CONTINUE

**BOX MO24****BOX MO24**

NOT ON FILE

If CANE flag = 1 (yes) or WALKER flag = 1 (yes), go to MO24.  
Otherwise, go to MO25.

**MO24****mo9beddev**

R9 MO24 OUT OF BED USED DEVICE

**DISPLAY INSTRUCTIONS:**

If CANE flag = 1 (yes) and WALKER flag is null, display "cane".  
If CANE flag = 1 (yes) and WALKER flag = 1 (yes), display "cane or walker".  
If CANE flag is null and WALKER flag = 1 (yes), display "walker".

**QUESTION TEXT:**

SHOW CARD MO2

In the last month, when {you/SP} got out of bed, how often did {you/he/she} use {your/his/her} {cane / walker / cane or walker} to help? Would you say every time, most times, sometimes, rarely, or never?

**CODES**

- 1 EVERY TIME
- 2 MOST TIMES
- 3 SOMETIMES
- 4 RARELY
- 5 NEVER
- REFUSED
- DON'T KNOW

**MO25****mo9bedhlp**

R9 MO25 GOT HELP OUT OF BED

**DISPLAY INSTRUCTIONS:**

If FACILITY flag = 1 (yes), display "a staff person from the place where {you live/{he/she} {lives/lived}}".

If DECEASED flag = 1 (YES), display "of {his/her} life" and "lived".  
Otherwise, display "lives".

**QUESTION TEXT:**

In the last month {of {his/her} life}, did anyone ever help {you/SP} get out of bed?

IF NEEDED: This includes family, friends, {a staff person from the place where {you live/{he/she} {lives/lived}}}, or someone paid to help {you/him/her}

**CODES**

- |   |            |
|---|------------|
| 1 | YES        |
| 2 | NO         |
|   | REFUSED    |
|   | DON'T KNOW |

**BOX MO25A****BOX MO25A****NOT ON FILE**

If DECEASED flag = 1 (YES) and MO25 = 2 (NO), RF, or DK, go to Section DM - Duration of Mobility Accommodations.

Else if MO25 = 2 (NO), RF, or DK, go to MO27.

Otherwise, go to MO25A.

**MO25A****op9bedhlp**

R9 MO25A HELPS SP OUT OF BED

**op9relatnshp**

R9 RELASHIP TO SP UPDATE AND NEW

**DISPLAY INSTRUCTIONS:**

Display HELPER RELATIONSHIP CODES.

Display PERSON ROSTER with FIRST NAME, LAST NAME, and RELATIONSHIP TO SP. Allow entry for FIRST NAME, LAST NAME, and RELATIONSHIP TO SP fields.

If FACILITY flag=1(YES) or RETIREMENT COMMUNITY flag=1(YES), display SERVICE/SOMEONE FROM THE PLACE SP LIVES/DIED on the PERSON ROSTER.

Display "first" and "last" in underlined text

**QUESTION TEXT:**

Who helped {you/SP} do that (get out of bed)?  
PROBE: Anyone else?

SELECT ALL THAT APPLY

IF PERSON NAMED IS NOT ON THE ROSTER, PRESS CTRL/P TO ADD A PERSON.

MO25b. [What is (his/her) first name?] CONFIRM SPELLING

MO25c. [What is (his/her) last name?] CONFIRM SPELLING

MO25d. [What is (his/her) relationship to {you/SP}?] PRESS F1 FOR HELP SCREEN

**CODES**

- |    |                 |
|----|-----------------|
| 2  | SPOUSE/PARTNER  |
| 3  | DAUGHTER        |
| 4  | SON             |
| 5  | DAUGHTER-IN-LAW |
| 6  | SON-IN-LAW      |
| 7  | STEPDAUGHTER    |
| 8  | STEPSON         |
| 9  | SISTER          |
| 10 | BROTHER         |



11	SISTER-IN-LAW
12	BROTHER-IN-LAW
13	MOTHER
14	STEPMOTHER
15	MOTHER-IN-LAW
16	FATHER
17	STEPFATHER
18	FATHER-IN-LAW
19	GRANDDAUGHTER
20	GRANDSON
21	NIECE
22	NEPHEW
23	AUNT
24	UNCLE
25	COUSIN
26	STEPDAUGHTER'S SON/DAUGHTER
27	STEPSON'S SON/DAUGHTER
28	DAUGHTER-IN-LAW'S SON/DAUGHTER
29	SON-IN-LAW'S SON/DAUGHTER
30	BOARDER/RENTER
31	PAID AIDE/HOUSEKEEPER/EMPLOYEE
32	ROOMMATE
33	EX-WIFE/EX-HUSBAND
34	BOYFRIEND/GIRLFRIEND
35	NEIGHBOR
36	FRIEND
37	SOMEONE/SERVICE AT THE PLACE SP LIVES/LIVED
38	CO-WORKER
39	MINISTER, PRIEST, OR OTHER CLERGY
40	PSYCHIATRIST, PSYCHOLOGIST, COUNSELOR, OR THERAPIST
91	OTHER RELATIVE
92	OTHER NONRELATIVE

**PROGRAMMER INSTRUCTIONS:**

For each roster selection/addition at MO25, set HELPSOUTOFBED flag = 1 (yes).

---

**BOX MO26**

**BOX MO26**

**NOT ON FILE**

If DECEASED flag = 1 (YES), go to Section DM - Duration of Mobility Accommodations.

Otherwise, go to MO26.

---

**MO26**

**mo9bedslf**

**R9 MO26 OFT GOT OUT BED BY SLF**

**DISPLAY INSTRUCTIONS:**

DISPLAY "by {yourself/himself/herself}" IN BOLD UNDERLINED TEXT

**QUESTION TEXT:**

SHOW CARD MO3

In the last month, when {you/SP} got out of bed, how often did {you/he/she} do this by {yourself/himself/herself}? Would you say most times, sometimes, rarely, or never?

**CODES**

1	MOST TIMES
2	SOMETIMES

3	RARELY	
4	NEVER	MO28
	REFUSED	
	DON'T KNOW	

## MO27

mo9beddif

R9 MO27 DIFF GET OUT BED BY SELF

### DISPLAY INSTRUCTIONS:

DISPLAY "by {yourself/himself/herself}" IN BOLD UNDERLINED TEXT

If MO24 = 1,2,3, or 4 (used cane or walker to get out of bed), display "when {you/SP} used {your/his/her} {cane/walker/cane or walker}".

If CANE flag = 1 (yes) and WALKER flag is null, display "cane".

If CANE flag = 1 (yes) and WALKER flag = 1 (yes), display "cane or walker".

If CANE flag is null and WALKER flag = 1 (yes), display "walker".

### QUESTION TEXT:

In the last month, {when {you/SP} used {your/his/her} {cane/walker/cane or walker}} how much difficulty did {you/he/she} have getting out of bed by {yourself/himself/herself}? Would you say none, a little, some, or a lot?

### CODES

1	NONE
2	A LITTLE
3	SOME
4	A LOT
	REFUSED
	DON'T KNOW

## BOX MO28

BOX MO28

NOT ON FILE

If MO25 = 2 (no help getting out of bed) and MO27 = 1 (no difficulty getting out of bed), go to Section DM, Duration of Mobility Accommodations.

Otherwise, go to MO28

## MO28

mo9bedwout

R9 MO28 OFTEN HAD TO STAY IN BED

### DISPLAY INSTRUCTIONS:

DISPLAY "by {yourself/himself/herself}" IN BOLD UNDERLINED TEXT

If MO26 = 4 (never got out of bed by self), display "no one was there to help {you/him/her}".

Otherwise display "it was too difficult to get out of bed by {yourself/himself/herself}".

### QUESTION TEXT:

In the last month, did {you/SP} ever have to stay in bed because {no one was there to help {you/him/her}/it was too difficult to get out of bed by {yourself/himself/herself}}?

### CODES

1	YES
2	NO
	REFUSED
	DON'T KNOW

### PROGRAMMER INSTRUCTIONS:

Go to Section DM – Duration of Mobility Accommodations.

---

Derived Variables from Items in MO Section	
<b>mo9doutsfdf</b>	R9 D GO OUTSIDE SELF
<b>mo9doutdevi</b>	R9 D GO OUTSIDE USING DEVICES
<b>mo9douthelp</b>	R9 D GO OUTSIDE USING HELP
<b>mo9dinsdsfdf</b>	R9 D MOVE INSIDE SELF
<b>mo9dinsddevi</b>	R9 D MOVE INSIDE WITH DEVICES
<b>mo9dinsdhelp</b>	R9 D MOVE INSIDE WITH HELP
<b>mo9dbedsfdf</b>	R9 D GET OUT OF BED
<b>mo9dbeddevi</b>	R9 D DEVICE USE 2 GET OUT OF BED
<b>mo9dbedhelp</b>	R9 D HELP TO GET OUT OF BED

Flag Variables Set in MO Section	
<b>fl9didntleav</b>	R9 F MO SP DID NOT LEAVE HOME
<b>fl9ntlvrmslp</b>	R9 F MO SP DID NOT LEAVE BEDROOM

## NHATS Round 9

Section DM [DURATION OF MOBILITY ACCOMMODATIONS]

Sequence: 19

BOX DM1

BOX DM1

NOT ON FILE

If DECEASED flag = 1 (YES) and (LAST INT Status = 64 or 61), go to Section SC – Self-Care Activities.  
Else if (LAST INT Status=64), go to Section DT – Driving & Transportation.

Else if DECEASED flag=1 (YES) and [Combined MONTH OF DEATH and YEAR OF DEATH= Combined LAST INT interview month and LAST INT interview year or the month after the LAST INT interview month and LAST INT interview year (LAST INT interview month+1) or Month of Death=DK or RF], go to Section SC – Self-Care Activities.

Else if [LAST INT MO6, MO18, and MO25 <>1 (YES)] and [CURRENT INT MO6, MO18, or MO25 = 1 (YES)], go to DM3C.  
Else if [LAST INT MO6, MO18, or MO25 = 1 (YES)] and [CURRENT INT MO6, MO18, and MO25 <>1 (YES)], go to DM3D.  
Else if [LAST INT MO6, MO18, OR MO25 = 1 (YES)] and [CURRENT INT MO6, MO18, OR MO25 = 1 (YES)], go to DM3E.

Otherwise, go to DM1.

DM1

dm9helpmobil

R9 DM1 GET HELP WITH MOBILITY

### DISPLAY INSTRUCTIONS:

IF DECEASED flag = 1 (YES), display "Between" and "and {MONTH AND YEAR OF DEATH}" and "inside, or going outside".

Otherwise, display "Since" and "{your/his/her} home {or building}, or {leaving {your/his/her} home/leaving {your/his/her} building}".

If STRUCTURE flag = 2 (MULTI-UNIT), display "or building", and "leaving {your/his/her} building".  
Otherwise, display "leaving {your/his/her} home".

Display "year" in bold underlined text.

### QUESTION TEXT:

{Between/Since}{LAST INT MONTH AND YEAR} {and {MONTH AND YEAR OF DEATH}}, did {you/SP} ever get help with getting out of bed, getting around {inside, or going outside} {your/his/her} home {or building}, or {leaving {your/his/her} home/leaving {your/his/her} building}?

### CODES

1	YES	
2	NO	BOX DM4
	REFUSED	BOX DM4
	DON'T KNOW	BOX DM4

DM3C

dm9helpstmo

R9 DM3C MONTH MOBIL HELP STARTED

### DISPLAY INSTRUCTIONS:

If DECEASED flag = 1 (YES), display "of {his/her} life".

If DM1 = 1 (YES), do not display the first sentence and display "any of these activities".

Otherwise, display question intro according to the following instructions:

If CURRENT INT MO25 = 1 (YES), display "getting out of bed".

If CURRENT INT MO18 = 1 (YES) and DECEASED flag = 1 (YES), display "getting around inside".

Otherwise if CURRENT INT MO18 = 1 (YES), display "getting around {your/his/her} home {or building}".

If CURRENT INT MO6 = 1 (YES) and DECEASED flag = 1 (YES), display "going outside".

Otherwise if CURRENT INT MO6 = 1 (YES), display "leaving {your/his/her} home/leaving {your/his/her} building".

If more than one activity displayed, display "and" between each one, and "any of these activities".  
Otherwise, if only one activity displayed, display "that".

If STRUCTURE flag = 2 (MULTI-UNIT), display "or building", and "leaving {your/his/her} building".

Display "first" in bold underlined text.

Display "MONTH" in bold underlined text.

**QUESTION TEXT:**

{In the last month {of {his/her} life} {you/SP} got help with {getting out of bed} {{getting around {your/his/her} home {or building}}/ {{leaving {your/his/her} home/leaving {your/his/her} building }} {{getting around inside} {going outside}}, and at the time of the last interview in {LAST INT MONTH AND YEAR}, {you were/SP was} not getting this help.}

In what month and year since {LAST INT MONTH AND YEAR}, did {you/SP} first get help with {that/any of these activities}?

ENTER MONTH

IF LAST INTERVIEW INFORMATION IS INCORRECT, ENTER 90

**ENTER NUMBER**

Range	1 to 12
REFUSED	BOX DM3D
DON'T KNOW	BOX DM3D

**PROGRAMMER INSTRUCTIONS:**

Hard range: 1-12 and 90

If DM3c=90, go to BOX DM4

---

**DM3C1**

**dm9helpstyr**

R9 DM3C1 YEAR MOBIL HELP STARTED

**DISPLAY INSTRUCTIONS:**

Display "4-DIGIT YEAR" in underlined text.

**QUESTION TEXT:**

[In what month and year since {LAST INT MONTH AND YEAR}, did {you/SP} first get help with {that/any of these activities}?]

ENTER 4-DIGIT YEAR

**ENTER NUMBER**

REFUSED  
DON'T KNOW

**PROGRAMMER INSTRUCTIONS**

Soft Range: CURRENT YEAR-1 to CURRENT YEAR

Hard Range: R1 INT YEAR to CURRENT YEAR

Combined month and year cannot be before date of last interview. If date is before date of last interview, display error message #15.

---

**BOX DM3D**

**BOX DM3D**

NOT ON FILE

If [LAST INT MO6, MO18, and MO25 = 2 (NO), RF, or DK] and [CURRENT INT MO6, MO18, or MO25 = 1 (YES)], go to BOX DM4.

Otherwise, go to DM3D.

---

**DM3D****dm9helpendmo**

R9 DM3D MONTH MOBIL HELP ENDED

**DISPLAY INSTRUCTIONS:**

If DECEASED flag = 1 (YES), display "of {his/her} life".

If DM1 = 1 (YES), do not display the first sentence and display "any of these activities".

Otherwise display question intro according to the following instructions:

If LAST INT MO25 = 1 (YES), display "getting out of bed".

If LAST INT MO18 = 1 (YES) and DECEASED flag = 1 (YES), display "getting around inside". Otherwise if LAST INT MO18 = 1 (YES), display "getting around {your/his/her} home {or building}".

If LAST INT MO6 = 1 (YES) and DECEASED flag = 1 (YES), display "going outside". Otherwise if LAST INT MO6 = 1 (YES), display "leaving {your/his/her} home/leaving {your/his/her} building".

If more than one activity displayed, display "and" between each one and "any of these activities". Otherwise, if only one activity displayed, display "that".

If STRUCTURE flag = 2 (MULTI-UNIT), display "or building", and "leaving {your/his/her} building".

Display "last" in the phrase "last get help" in bold underlined text.

Display "MONTH" in underlined text.

**QUESTION TEXT:**

{At the time of the last interview in {LAST INT MONTH AND YEAR}, {you/SP} got help with {getting out of bed} {{getting around {your/his/her} home {or building}} {{leaving {your/his/her} home/leaving {your/his/her} building}}/{getting around inside} {going outside}}, and in the last month {of{his/her} life} {you were/SP was} not getting this help.}

In what month since {LAST INT MONTH AND YEAR}, did {you/SP} last get help with {that/any of these activities}?

**ENTER NUMBER**

RANGE

1 to 12

REFUSED

BOX DM4

DON'T KNOW

BOX DM4

**PROGRAMMER INSTRUCTIONS:**

Hard range: 1-12 and 90

If DM3c=90, go to BOX DM4

---

**DM3D1****dm9helpendyr**

R9 DM3D1 YEAR MOBIL HELP ENDED

**DISPLAY INSTRUCTIONS:**

Display "4-DIGIT YEAR" in underlined text.

**QUESTION TEXT:**

[In what month and year since {LAST INT MONTH AND YEAR}, did {you/SP} last get help with {that/any of these activities}?

ENTER 4-DIGIT YEAR

**ENTER NUMBER**

REFUSED

DON'T KNOW

**PROGRAMMER INSTRUCTIONS:**

Soft Range: CURRENT YEAR-1 to CURRENT YEAR

Hard Range: R1 INT MONTH to CURRENT YEAR

Combined month and year cannot be before date of last interview. If date is before date of last interview, display error message #15.

Go to BOX DM4.

---

**DM3E**

**dm9nohelp**

R9 DM3E NO MOBIL HELP MTH PLUS

**DISPLAY INSTRUCTIONS:**

If DECEASED flag = 1 (YES), display "of {his/her} life" and "Between {LAST INT MONTH AND YEAR} and {MONTH AND YEAR DIED}".

Otherwise, display "Since {LAST INT MONTH AND YEAR}".

If LAST INT MO25 = 1 (YES), display "getting out of bed".

If LAST INT MO18 = 1 (YES), and DECEASED flag = 1 (YES), display "getting around inside". Otherwise if LAST INT MO18 = 1 (YES), display "getting around {your/his/her} home {or building}".

If LAST INT MO6 = 1 (YES) and DECEASED flag = 1 (YES), display "going outside". Otherwise if LAST INT MO6 = 1 (YES), display "leaving {your/his/her} home/leaving {your/his/her}

building".

If more than one activity displayed, display "and" between each one.

If STRUCTURE flag = 2 (MULT-UNIT), display "or building" and "leaving {your/his/her} building".

**QUESTION TEXT:**

In the last month {of his/her} life} {you/SP} got help with {getting out of bed} {{getting around {your/his/her} home {or building}} {leaving {your/his/her} home/leaving {your/his/her} building}}/{getting around inside} {going outside}}, and at the time of the last interview in {LAST INT MONTH AND YEAR} {you were/{he/she} was} also getting help like this.

{Between {LAST INT MONTH AND YEAR} and {MONTH AND YEAR DIED}}/Since {LAST INT MONTH AND YEAR}}, did {you/he/she} go without help like this for a month or more?

**CODES**

1	YES	
2	NO	BOX DM4
90	LAST INTERVIEW INFORMATION	BOX DM4
	INCORRECT	BOX DM4
	REFUSED	BOX DM4
	DON'T KNOW	

---

**DM3F**

**dm9nohelpmos**

R9 DM3F MONTHS OF NO MOBIL HELP

**QUESTION TEXT:**

For about how many months altogether did {you/SP} go without help like this?

**ENTER NUMBER**

Range	1 to 24
REFUSED	
DON'T KNOW	

---

**BOX DM4**

**BOX DM4**

NOT ON FILE

If [LAST INT CANE flag, WALKER flag, WHEELCHAIR flag, and SCOOTER flag <> 1 (YES)] and [CURRENT

INT CANE flag, WALKER flag, WHEELCHAIR flag, or SCOOTER flag = 1 (YES)], go to DM6C.

If [LAST INT CANE flag, WALKER flag, WHEELCHAIR flag or SCOOTER flag = 1 (YES)], and [CURRENT INT CANE flag, WALKER flag, WHEELCHAIR flag, and SCOOTER flag <> 1 (YES)], go to DM6D.

If [LAST INT CANE flag, WALKER flag, WHEELCHAIR flag, or SCOOTER flag = 1 (YES)] and [CURRENT INT CANE flag, WALKER flag, WHEELCHAIR flag, or SCOOTER flag = 1 (YES)], go to DM6E.

Otherwise, go to DM4.

---

## DM4

dm9lstyr cane

R9 DM4 IN LST YR USE CANE WALKER

### DISPLAY INSTRUCTIONS:

If DECEASED flag = 1 (YES), display "Between" and "{LAST INT MONTH AND YEAR}" and "and {MONTH AND YEAR OF DEATH}".

Otherwise, display "Since" and "{LAST INT MONTH AND YEAR}".

### QUESTION TEXT:

In the last year/Between/Since {LAST INT MONTH AND YEAR} {and {MONTH and YEAR of DEATH}}, did {you/SP} ever use a cane, walker, wheelchair, or scooter?

### CODES

1	YES	
2	NO	BOX DM7
	REFUSED	BOX DM7
	DON'T KNOW	BOX DM7

---

## DM6C

dm9devstmo

R9 DM6C MONTH DEVICE USE STARTED

### DISPLAY INSTRUCTIONS:

If DECEASED flag = 1 (YES), display "of {his/her} life".

If DM4 = 1 (YES), do not display first sentence and display "any of these devices".

Otherwise, display question text according to the following directions:

If CURRENT INT CANE flag = 1 (YES), display "a cane".

If CURRENT INT WALKER flag = 1 (YES), display "a walker".

If CURRENT INT WHEELCHAIR flag = 1 (YES), display "a wheelchair".

If CURRENT INT SCOOTER flag = 1 (YES), display "a scooter".

If more than one device displayed, display "and" between each one and "these devices." Otherwise, if only one device displayed, display "this device".

If more than one device displayed, display "any of these devices". Otherwise, if only one device displayed, display name of device.

Display "first" in bold underlined text.

Display "MONTH" in underlined text.

### QUESTION TEXT:

{In the last month {of {his/her} life}, {you/SP} used {a cane} {a walker} {a wheelchair} {a scooter} and at the time of the last interview in {LAST INT MONTH AND YEAR}, {you were/{he/she} was} not using {this device/these devices}.}

In what month and year since {LAST INT MONTH AND YEAR} did {you/SP} first use {{a cane/a walker/ a wheelchair/ a scooter}/any of these devices}?



ENTER MONTH

IF LAST INTERVIEW INFORMATION IS INCORRECT, ENTER 90

**ENTER NUMBER**

Range  
REFUSED  
DON'T KNOW

1 to 12  
BOX DM6D  
BOX DM6D

**PROGRAMMER INSTRUCTIONS:**

Hard range: 1-12 and 90

If DM6C=90, go to BOX DM7

---

**DM6C1**

**dm9devstyr**

R9 DM6C1 YEAR DEVICE USE STARTED

**DISPLAY INSTRUCTIONS:**

Display "4-DIGIT YEAR" in underlined text.

**QUESTION TEXT:**

[In what month and year since {LAST INT MONTH AND YEAR} did {you/SP} first use {{a cane/a walker/ a wheelchair/ a scooter}/any of these devices}?]

ENTER 4-DIGIT YEAR

**ENTER NUMBER**

REFUSED  
DON'T KNOW

**PROGRAMMER INSTRUCTIONS:**

Soft Range: CURRENT YEAR-1 to CURRENT YEAR

Hard Range: R1 INT MONTH to CURRENT YEAR

Combined month and year cannot be before date of last interview. If date is before date of last interview, display error message #15.

Go to BOX DM4.

---

**BOX DM6D**

**BOX DM6D**

NOT ON FILE

If [LAST INT CANE flag, WALKER flag, WHEELCHAIR flag, and SCOOTER flag <> 1 (YES)] and [CURRENT INT CANE flag, WALKER flag, WHEELCHAIR flag, or SCOOTER flag = 1 (YES)], go to BOX DM7.

Otherwise, go to DM6D.

---

**DM6D**

**dm9devendmo**

R9 DM6D MONTH DEVICE USE ENDED

**DISPLAY INSTRUCTIONS:**

If DECEASED flag = 1 (YES), display "of {his/her} life".

If DM4 = 1 (YES), do not display first sentence and display "any of these devices".

Otherwise display question intro according to the following instructions:

If LAST INT CANE flag = 1 (YES), display "a cane".

If LAST INT WALKER flag = 1 (YES), display "a walker".

If LAST INT WHEELCHAIR flag = 1 (YES), display "a wheelchair".

If LAST INT SCOOTER flag = 1 (YES), display "a scooter".

If more than one device displayed, display "and" between each one and "any of these devices".

Otherwise, if only one device displayed, display "this device".

Display "last" in the phrase "last use" in bold underlined text.

Display "MONTH" in underlined text.

**QUESTION TEXT:**

{At the time of the last interview in {LAST INT MONTH AND YEAR}, {you/SP} used {a cane} {a walker} {a wheelchair} {a scooter} and in the last month {of {his/her} life}, {you were/{he/she} was} not using {this device/these devices}.}

In what month and year since {LAST INT MONTH AND YEAR} did {you/SP} last use {this device/any of these devices}?

ENTER MONTH

IF LAST INTERVIEW INFORMATION IS INCORRECT, ENTER 90

**ENTER NUMBER**

Range	1 to 12
REFUSED	BOX DM7
DON'T KNOW	BOX DM7

**PROGRAMMER INSTRUCTIONS:**

Hard range: 1-12 and 90

If DM6D=90, go to BOX DM7

---

**DM6D1**

**dm9devendyr**

R9 DM6D1 YEAR DEVICE USE ENDED

**DISPLAY INSTRUCTIONS:**

Display "4-DIGIT YEAR" in underlined text.

**QUESTION TEXT:**

[In what month and year since {LAST INT MONTH AND YEAR} did {you/SP} first use {{a cane/a walker/ a wheelchair/ a scooter}/any of these devices}?]

ENTER 4-DIGIT YEAR

**ENTER NUMBER**

REFUSED  
DON'T KNOW

**PROGRAMMER INSTRUCTIONS:**

Soft Range: CURRENT YEAR-1 to CURRENT YEAR

Hard Range: R1 INT MONTH to CURRENT YEAR

Combined month and year cannot be before date of last interview. If date is before date of last interview, display error message #15.

Go to BOX DM7.

---

**DM6E**

**dm9nodev**

R9 DM6E NO DEVICE MONTH PLUS

**DISPLAY INSTRUCTIONS:**

If DECEASED flag = 1 (YES), display "of {his/her} life".

For both sentences:

If more than one device displayed, display "and" between each one.

First sentence fill:

If CURRENT INT CANE flag = 1 (YES), display "a cane".

If CURRENT INT WALKER flag = 1 (YES), display "a walker".

If CURRENT INT WHEELCHAIR flag = 1 (YES), display a "wheelchair".

If CURRENT INT SCOOTER flag = 1 (YES), display "a scooter".

Second sentence fill:

If LAST INT CANE flag = 1 (YES), display "a cane".

If LAST INT WALKER flag = 1 (YES), display "a walker".

If LAST INT WHEELCHAIR flag = 1 (YES), display "a wheelchair".

If LAST INT SCOOTER flag = 1 (YES), display "a scooter."

#### QUESTION TEXT:

In the last month {of {his/her} life}, {you/SP} used {a cane} {a walker} {a wheelchair} {a scooter}. At the time of the last interview in {LAST INT MONTH AND YEAR}, {you were/{he/she} was} using {a cane} {a walker} {a wheelchair} {a scooter}.

Since {LAST INT MONTH AND YEAR}, did {you/SP} go without using any devices for a month or more?

#### CODES

1	YES	
2	NO	BOX DM7
90	LAST INTERVIEW INFORMATION	BOX DM7
	INCORRECT	BOX DM7
	REFUSED	BOX DM7
	DON'T KNOW	

#### DM6F

dm9nodevmos

R9 DM6F MONTHS OF NO DEVICE

#### QUESTION TEXT:

For about how many months altogether did {you/SP} go without using any devices?

#### ENTER NUMBER

Range 1 to 24  
REFUSED  
DON'T KNOW

#### BOX DM7

BOX DM7

NOT ON FILE

If DECEASED flag = 1 (YES), go to Section SC - Self-Care Activities.  
Otherwise, go to Section DT - Driving and Transportation.

#### Derived Variables from Items in DM Section

dmds9dintvl	R9 D MONTHS BETWEEN LAST INT AND EITHER CURRENT INT OR DATE OF DEATH
dm9dmohlp	R9 D MONTHS OF MOBILITY HELP
dm9dmodev	R9 D MONTHS OF MOBILITY DEVICE HELP
dm9dmohlpgr	R9 D MOBILITY HELP GROUP
dm9dmodevgr	R9 D MOBILITY DEVICE GROUP
dm9flag	R9 D SPECIAL CASES DM SECTION ROUTE

## NHATS Round 9

Section DT [DRIVING AND TRANSPORTATION]

Sequence: 20

BOX DT1PRE BOX DT1PRE NOT ON FILE

If R1 NEVERDROVE flag = 1 (YES) and if DIDN'T LEAVE flag = 1 (YES), go to Section HA - Household Activities.

Otherwise, go to DT1PRE.

DT1PRE DT1PRE NOT ON FILE

### QUESTION TEXT:

The next few questions are about how {you get/SP gets} places.

PRESS 1 AND ENTER TO CONTINUE.

BOX DT1A BOX DT1A NOT ON FILE

If NEWSAMPLE flag = 1 (YES) and if DIDN'T LEAVE flag = 1 (YES), go to DT2.

Else if NEWSAMPLE flag = 1 (YES), go to DT1.

Else if R1 NEVERDROVE flag = 1 (YES), go to DT4.

Otherwise, go to DT1A.

DT1A dt9driveyr R9 DT1A DRIVE IN LAST YEAR

### QUESTION TEXT:

Since the time of the last interview in {LAST INT MONTH AND YEAR} did {you/SP}} ever drive {yourself/himself/herself} places?

### CODES

1	YES	
2	NO/NO LONGER DRIVE	DT4
	REFUSED	DT4
	DON'T KNOW	DT4

### PROGRAMMER INSTRUCTIONS:

If DT1A = 1 (YES), set DROVEINLASTYEAR flag = 1 (YES).

DT1 dt9oftdrive R9 DT1 HOW OFTEN DRIVE PLACES

### DISPLAY INSTRUCTIONS:

DISPLAY TEXT "In the last month" IN BOLD UNDERLINED TEXT

### QUESTION TEXT:

SHOWCARD DT1

In the last month, how often did {you/SP} drive {yourself/himself/herself} places? Would you say every day, most days, some days, rarely, or never?.

### CODES

1	EVERY DAY (7 DAYS A WEEK)
2	MOST DAYS (5-6 DAYS A WEEK)

3	SOME DAYS (2-4 DAYS A WEEK)	
4	RARELY (ONCE A WEEK OR LESS)	
5	NEVER	DT4
	REFUSED	DT4
	DON'T KNOW	DT4

**PROGRAMMER INSTRUCTIONS:**

If DT1 = 1, 2, 3, or 4, set DRIVES flag = 1 (YES).

**BOX DT3PRE**

**BOX DT3PRE**

**NOT ON FILE**

**QUESTION TEXT:**

If NEWSAMPLE flag = 1 (YES) and ((the difference between TODAY'S DATE and date combination in DT2a1 and DT2a2 is less than or equal to 12 months) OR (number of months in DT2b is less than or equal to 12) or (the difference between SP's current age and the age at DT2d is less than or equal to 1) or DRIVES flag = 1 (YES)), set DROVEINLASTYEAR flag = 1 (YES).

Else if NEWSAMPLE flag = 1 (YES) and DT2 = 7 (NEVER DROVE) set R1 NEVERDROVE flag = 1 (YES).

If DIDN'TLEAVE flag = 1 (YES), go to Section HA – HOUSEHOLD ACTIVITIES.

Else if DRIVES flag = 1 (YES), go to DT3PRE.

Otherwise, go to DT4.

**DT3PRE**

**DT3PRE**

**NOT ON FILE**

**QUESTION TEXT:**

Now I have some questions about driving situations people sometimes avoid.

PRESS 1 AND ENTER TO CONTINUE.

**DT3**

**dt9avoidriv1**

R9 DT3A AVOID DRIVING AT NIGHT

**dt9avoidriv2**

R9 DT3B AVOID DRIVING ALONE

**dt9avoidriv3**

R9 DT3C AVOID DRIVING HIGHWAYS

**dt9avoidriv4**

R9 DT3D AVOID DRIVING BAD WEATHR

**DISPLAY INSTRUCTIONS:**

If at DT3a, do not display question text in brackets.

Otherwise, display question text in brackets.

Display response option 7. NO RAIN OR BAD WEATHER for DT3D only.

Use "Same Question Stem" display

**QUESTION TEXT:**

{{In the last month, did {you/SP} ever avoid driving{{}}

{variable text [a-d]}

RESPONSE 1[a] at night?

RESPONSE 2[b] alone?

RESPONSE 3[c] on busy roads or highways?

RESPONSE 4[d] in the rain or other bad weather?

**CODES**

1	YES
2	NO

7 NO, NO RAIN OR BAD WEATHER  
REFUSED  
DON'T KNOW

**PROGRAMMER INSTRUCTIONS:**

Array the responses and variable text columns in the panel.

Display 'variable text' in the a-d sequence until all rows have been displayed.

<b>DT4</b>	<b>dt9getoplc1</b>	R9 DT4A SP WALKED GOT PLACES
	<b>dt9getoplc2</b>	R9 DT4B GOT RIDE FAM FRIEND PD
	<b>dt9getoplc3</b>	R9 DT4C VANSHUTTLE PROV BY PLACE
	<b>dt9getoplc4</b>	R9 DT4D VAN SHUTTLE FOR SENIORS
	<b>dt9getoplc5</b>	R9 DT4E SP TOOK PUBLIC TRANSPRT
	<b>dt9getoplc6</b>	R9 DT4F SP TOOK TAXI GOT PLACES
	<b>dt9getoplc7</b>	R9 DT4G GOT PLACES OTHR SPECIFY

**DISPLAY INSTRUCTIONS:**

If at DT4a, do not display question text in brackets.

Otherwise, display question text in brackets.

Display "else" if DRIVES flag = 1 (yes).

For variable text [a], if WHEELCHAIR flag = 1 (yes) or SCOOTER flag = 1 (yes), display "or use {your/his/her}".

If WHEELCHAIR flag = 1 (yes), display "wheelchair".

If SCOOTER flag = 1 (yes), display "scooter".

If WHEELCHAIR flag = 1 (yes) and SCOOTER flag = 1 (yes), display "wheelchair or scooter".

If FACILITY flag = 1 (yes) or RETIREMENTCOMMUNITY flag = 1(yes), display item c and for variable text [d] display, "not provided by the place {you live/{he/she} lives}"

**QUESTION TEXT:**

{[]In the last month, how {else} did {you/SP} get to places outside {your/his/her}{home/building}? Did {you/he/she}{[]}

{variable text [a-g]}

RESPONSE 1 [a] walk {or use {your/his/her}} {wheelchair/ scooter/ wheelchair or scooter}?

RESPONSE 2 [b] get a ride from a family member, friend, or someone paid to help?

{RESPONSE 3 [c] use a van or shuttle service provided by the place {you live/{he/she} lives}?}

RESPONSE 4 [d] use a van or shuttle service for seniors or people with disabilities {not provided by the place {you live/{he/she} lives}}?

RESPONSE 5 [e] take public transportation (the bus, subway, or train)?

RESPONSE 6 [f] take a taxi?

RESPONSE 7 [g] use any other way to get places?

**CODES**

1 YES  
2 NO  
REFUSED  
DON'T KNOW

**PROGRAMMER INSTRUCTIONS:**

Array the responses and variable text columns in the panel.

Display 'variable text' in the a-d sequence until all rows have been displayed.

If DT4g = 1 (yes other ways), go to DT4H.

Otherwise, go to BOX DT5A.

---

**DT4H****DT4H****NOT ON FILE**

---

**QUESTION TEXT:**

SPECIFY OTHER WAY OF GETTING AROUND

**ENTER TEXT**

Length

25

---

**BOX DT5A****BOX DT5A****NOT ON FILE**

---

If DT4b = 1 (yes, ride from family, friend, or someone paid to help), go to DT5A.  
Otherwise, go to Section HA - Household Activities.-

---

**DT5A****op9tkplhlp1****R9 DT5A TAKES SP PLACES MOST****op9relatnshp****R9 RELASHIP TO SP UPDATE AND NEW****DISPLAY INSTRUCTIONS:**

Display HELPER RELATIONSHIP CODES.

Display PERSON ROSTER with FIRST NAME, LAST NAME, and RELATIONSHIP TO SP. Allow entry for FIRST NAME, LAST NAME, and RELATIONSHIP TO SP fields.

Display "first" and "last" in underlined text.

**QUESTION TEXT:**

In the last month, which family member, friend, or someone paid to help took {you/SP} places most often?

IF PERSON NAMED IS NOT ON THE ROSTER, PRESS CTRL/P TO ADD A PERSON

DT5b. [What is (his/her) first name?] CONFIRM SPELLING

DT5c. [What is (his/her) last name?] CONFIRM SPELLING

DT5d. [What is (his/her) relationship to {you/SP}?] PRESS F1 FOR HELP SCREEN

**CODES**

- |    |                 |
|----|-----------------|
| 2  | SPOUSE/PARTNER  |
| 3  | DAUGHTER        |
| 4  | SON             |
| 5  | DAUGHTER-IN-LAW |
| 6  | SON-IN-LAW      |
| 7  | STEPDAUGHTER    |
| 8  | STEPSON         |
| 9  | SISTER          |
| 10 | BROTHER         |
| 11 | SISTER-IN-LAW   |
| 12 | BROTHER-IN-LAW  |
| 13 | MOTHER          |
| 14 | STEPMOTHER      |
| 15 | MOTHER-IN-LAW   |
| 16 | FATHER          |
| 17 | STEPFATHER      |

18	FATHER-IN-LAW
19	GRANDDAUGHTER
20	GRANDSON
21	NIECE
22	NEPHEW
23	AUNT
24	UNCLE
25	COUSIN
26	STEPDAUGHTER'S SON/DAUGHTER
27	STEPSON'S SON/DAUGHTER
28	DAUGHTER-IN-LAW'S SON/DAUGHTER
29	SON-IN-LAW'S SON/DAUGHTER
30	BOARDER/RENTER
31	PAID AIDE/HOUSEKEEPER/EMPLOYEE
32	ROOMMATE
33	EX-WIFE/EX-HUSBAND
34	BOYFRIEND/GIRLFRIEND
35	NEIGHBOR
36	FRIEND
37	SOMEONE/SERVICE AT THE PLACE SP LIVES/LIVED
38	CO-WORKER
39	MINISTER, PRIEST, OR OTHER CLERGY
40	PSYCHIATRIST, PSYCHOLOGIST, COUNSELOR, OR THERAPIST
91	OTHER RELATIVE
92	OTHER NONRELATIVE

**PROGRAMMER INSTRUCTIONS:**

For roster selection/addition at DT5A, set TOOK PLACES MOST OFTEN flag = 1 (yes).

Allow only one person to be selected/added to the roster for DT5A.

---

<b>DT6</b>	<b>dt9otfrfamtk</b>	R9 DT6 ANTH FND FAM MEM TOOK YOU
------------	---------------------	----------------------------------

**QUESTION TEXT:**

Was there another friend or family member who took {you/SP} places in the last month?

**CODES**

1	YES	
2	NO	Section HA
	REFUSED	Section HA
	DON'T KNOW	Section HA

---

<b>DT7A</b>	<b>op9tkplhlp2</b>	R9 DT7A TAKES SP PLACES OTH
	<b>op9relatnshp</b>	R9 RELASHIP TO SP UPDATE AND NEW

**DISPLAY INSTRUCTIONS:**

Display HELPER RELATIONSHIP CODES.

Display PERSON ROSTER with FIRST NAME, LAST NAME, and RELATIONSHIP TO SP. Allow entry for FIRST NAME, LAST NAME, and RELATIONSHIP TO SP fields.

Display "first" and "last" in underlined text.

**QUESTION TEXT:**

Who was that (friend or family member who took {you/SP} places in the last month)?

IF PERSON NAMED IS NOT ON THE ROSTER, PRESS CTRL/P TO ADD A PERSON



DT7b. [What is (his/her) first name?] CONFIRM SPELLING

DT7c. [What is (his/her) last name?] CONFIRM SPELLING

DT7d. [What is (his/her) relationship to {you/SP}?] PRESS F1 FOR HELP SCREEN

#### **CODES**

2	SPOUSE/PARTNER
3	DAUGHTER
4	SON
5	DAUGHTER-IN-LAW
6	SON-IN-LAW
7	STEPDAUGHTER
8	STEPSON
9	SISTER
10	BROTHER
11	SISTER-IN-LAW
12	BROTHER-IN-LAW
13	MOTHER
14	STEPMOTHER
15	MOTHER-IN-LAW
16	FATHER
17	STEPFATHER
18	FATHER-IN-LAW
19	GRANDDAUGHTER
20	GRANDSON
21	NIECE
22	NEPHEW
23	AUNT
24	UNCLE
25	COUSIN
26	STEPDAUGHTER'S SON/DAUGHTER
27	STEPSON'S SON/DAUGHTER
28	DAUGHTER-IN-LAW'S SON/DAUGHTER
29	SON-IN-LAW'S SON/DAUGHTER
30	BOARDER/RENTER
31	PAID AIDE/HOUSEKEEPER/EMPLOYEE
32	ROOMMATE
33	EX-WIFE/EX-HUSBAND
34	BOYFRIEND/GIRLFRIEND
35	NEIGHBOR
36	FRIEND
37	SOMEONE/SERVICE AT THE PLACE SP LIVES/LIVED
38	CO-WORKER
39	MINISTER, PRIEST, OR OTHER CLERGY
40	PSYCHIATRIST, PSYCHOLOGIST, COUNSELOR, OR THERAPIST
91	OTHER RELATIVE
92	OTHER NONRELATIVE

#### **PROGRAMMER INSTRUCTIONS:**

Allow one roster selection/addition. Set TOOK PLACES flag = 1 (yes) for selection/addition.  
Do not allow person selected/added at DT5A to be selected at DT7A.

If selection of person with TOOK PLACES MOST OFTEN flag=1(YES), display message "PERSON ALREADY SELECTED FOR TAKING SP PLACES MOST OFTEN. SELECT/ADD A DIFFERENT PERSON ON ROSTER"

---

**Flag Variables Set in DT Section**

<b>fl5</b> dneverdrv	R5 F DT SP NEVER DROVE WHEN ADDED
<b>fl9</b> drives	R9 F DT SP DRIVES CAR
<b>fl9</b> drvlstyr	R9 F DT SP DROVE CAR IN PAST YR

---

## NHATS Round 9

Section      HA      [HOUSEHOLD ACTIVITIES]

Sequence: 21

---

HA1PRE

HA1PRE

NOT ON FILE

**QUESTION TEXT:**

Next I have a few questions about chores around {your/SP's}{home/apartment/ room/unit/suite/other} and how they got done in the last month.

PRESS 1 AND ENTER TO CONTINUE

---

HA1

ha9laun

R9 HA1 HOW LAUNDRY GOT DONE

**DISPLAY INSTRUCTIONS:**

Display HA1, HA1A, HA2, HA2A on same screen.  
Display "in the last month" in bold underlined text.

If PROXY flag is null, display "1a".  
If PROXY flag = 1 (yes), display "1b".

**QUESTION TEXT:**

SHOW CARD HA{1a/1b}

Let's start with {your/SP's} laundry. By laundry we mean cleaning {your/{his/her}} clothing, sheets, and towels.

Which answer best describes how {your/SP's} laundry got done in the last month? Did {you/{he/she}} always do this by {yourself/himself/herself}, always do it together with someone else, did someone else always do it for {you/{him/her}}, or did it vary?

**CODES**

1	ALWAYS DID IT BY SELF	HA2
2	ALWAYS DID IT TOGETHER WITH SOMEONE ELSE	HA2
3	SOMEONE ELSE ALWAYS DID IT	HA3A
4	IT VARIED (MORE THAN ONE WAY)	
5	NOT DONE IN LAST MONTH	HA4
	REFUSED	HA5
	DON'T KNOW	HA5

---

HA1A

ha9launslf

R9 HA1A DO LAUNDRY YOURSELF

**DISPLAY INSTRUCTIONS:**

Display "by {yourself/himself/herself}" in bold underlined text

**QUESTION TEXT:**

In the last month, did {you/SP} ever do {your/{his/her}} laundry by {yourself/himself/herself}?

**CODES**

1	YES
2	NO
	REFUSED
	DON'T KNOW

---

<b>HA2</b>	<b>ha9whrmachi1</b>	R9 HA2 WASH MACHINE IN HOME
	<b>ha9whrmachi2</b>	R9 HA2 WASH MACHIN IN BUILDING
	<b>ha9whrmachi3</b>	R9 HA2 WASH MACHIN LAUNDROMAT
	<b>ha9whrmachi4</b>	R9 HA2 WASH MACHIN SINK IN HOME
	<b>ha9whrmachi5</b>	R9 HA2 WASH MACH SINK IN BUILDNG
	<b>ha9whrmachi6</b>	R9 HA2 WASH MACHIN OTHR SPECIFY

**DISPLAY INSTRUCTIONS:**

If FACILITY flag = 1 or STRUCTURE = 2 (multi-unit), display “or building”.  
If FACILITY flag = 1 or STRUCTURE = 2 (multi-unit), display responses 2 and 5.

**QUESTION TEXT:**

In the last month, when {you/SP} did {your/{his/her}} laundry, where did {you/{he/she}} do that? Did {you/{he/she}} use a machine in {your/{his/her}} home {or building}, at a Laundromat, or what?

SELECT ALL THAT APPLY

<b>CODES</b>	<b>Code All That Apply</b>	
1	MACHINE IN HOME	BOX HA3A
2	{MACHINE ELSEWHERE IN BUILDING}	BOX HA3A
3	LAUNDROMAT	BOX HA3A
4	SINK IN HOME	BOX HA3A
5	{SINK ELSEWHERE IN BUILDING}	BOX HA3A
91	OTHER (SPECIFY)	
	REFUSED	BOX HA3A
	DON'T KNOW	BOX HA3A

<b>HA2A</b>	<b>HA2A</b>	NOT ON FILE
-------------	-------------	-------------

**QUESTION TEXT:**

SPECIFY WHERE {SP} DID LAUNDRY.

**ENTER TEXT**

Length 50

<b>BOX HA3A</b>	<b>BOX HA3A</b>	NOT ON FILE
-----------------	-----------------	-------------

If HA1 = 1 (always by self), go to HA5.  
Otherwise, go to HA3a.

<b>HA3A</b>	<b>op9launhlp</b>	R9 HA3A HELPS SP WITH LAUNDRY
	<b>op9relatnshp</b>	R9 RELASHIP TO SP UPDATE AND NEW

**DISPLAY INSTRUCTIONS:**

Display HELPER RELATIONSHIP CODES.

If FACILITY flag = 1 (YES), display “a staff person from the place where {you live/{he/she} lives}.”

Display PERSON ROSTER with FIRST NAME, LAST NAME, and RELATIONSHIP TO SP. Allow entry for FIRST NAME, LAST NAME, and RELATIONSHIP TO SP fields.

If FACILITY flag = 1 (YES) or RETIREMENTCOMMUNITY flag = 1 (YES), display SERVICE/SOMEONE FROM THE PLACE SP LIVES/DIED on the PERSON ROSTER.

If HA1 = 2 (always with someone else) display “when {you/SP} did {your/{his/her}} laundry, who did that with {you/him/her}”.

If HA1 = 3 (someone else always did), display “who did {your/SP’s} laundry for {you/{him/her}}”.

If HA1 = 4 (varied) display “who did {your/SP’s} laundry with {you/{him/her}} or for {you/{him/her}}”.

Display "first" and "last" in underlined text.

#### QUESTION TEXT:

In the last month, {when {you/SP} did {your/{his/her}} laundry, who did that with {you/{him/her}}/who did {your/SP’s} laundry for {you/{him/her}}/who did {your/SP’s} laundry with {you/{him/her}} or for {you/{him/her}}?}

IF NEEDED: This includes family, friends, { a staff person from the place where {you live/{he/she} lives},} or someone paid to help {you/{him/her}}.

PROBE: Anyone else?

SELECT ALL THAT APPLY

IF PERSON NAMED IS NOT ON THE ROSTER, PRESS CTRL/P TO ADD A PERSON

HA3b. [What is (his/her) first name?] CONFIRM SPELLING

HA3c. [What is (his/her) last name?] CONFIRM SPELLING

HA3d. [What is (his/her) relationship to {you/SP}?] PRESS F1 FOR HELP SCREEN

#### CODES

2	SPOUSE/PARTNER
3	DAUGHTER
4	SON
5	DAUGHTER-IN-LAW
6	SON-IN-LAW
7	STEPDAUGHTER
8	STEPSON
9	SISTER
10	BROTHER
11	SISTER-IN-LAW
12	BROTHER-IN-LAW
13	MOTHER
14	STEPMOTHER
15	MOTHER-IN-LAW
16	FATHER
17	STEPFATHER
18	FATHER-IN-LAW
19	GRANDDAUGHTER
20	GRANDSON
21	NIECE
22	NEPHEW
23	AUNT
24	UNCLE
25	COUSIN
26	STEPDAUGHTER’S SON/DAUGHTER
27	STEPSON’S SON/DAUGHTER
28	DAUGHTER-IN-LAW’S SON/DAUGHTER
29	SON-IN-LAW’S SON/DAUGHTER

30	BOARDER/RENTER
31	PAID AIDE/HOUSEKEEPER/EMPLOYEE
32	ROOMMATE
33	EX-WIFE/EX-HUSBAND
34	BOYFRIEND/GIRLFRIEND
35	NEIGHBOR
36	FRIEND
37	SOMEONE/SERVICE AT THE PLACE SP LIVES/LIVED
38	CO-WORKER
39	MINISTER, PRIEST, OR OTHER CLERGY
40	PSYCHIATRIST, PSYCHOLOGIST, COUNSELOR, OR THERAPIST
91	OTHER RELATIVE
92	OTHER NONRELATIVE

**PROGRAMMER INSTRUCTIONS:**

For each roster selection/addition at HA3, set HELPEDWITHLAUNDRY flag = 1 (yes).

**BOX HA4**

**BOX HA4**

**NOT ON FILE**

If HA1 = 2 (always with someone else) and HELPEDWITHLAUNDRY flag = 1 (YES) for SERVICE/SOMEONE FROM THE PLACE SP LIVES, go to HA6.

If HA1 = 3 (someone else always did) and HELPEDWITHLAUNDRY flag = 1 (YES) for SERVICE/SOMEONE FROM THE PLACE SP LIVES, go to BOX HA7.

If HA1 = 4 (varied) and HELPEDWITHLAUNDRY flag = 1 (YES) for SERVICE/SOMEONE FROM THE PLACE SP LIVES, go to BOX HA5.

Otherwise go to HA4.

**HA4**

**ha9dlaunreas**

**R9 D LAUNDRY REASN WITH BY OTHERS**

**DISPLAY INSTRUCTIONS:**

If HA1 = 2 (always with someone else), display "with".

If HA1 = 3 (someone else always did), display "for".

If HA1 = 4 (varied), display "with or for".

If HA1 = 5 (not done in last month), use null display for first sentence.

Display "HEALTH OR FUNCTIONING" and "OTHER REASON" in underlined text.

Display responses in two side-by-side columns, with "HEALTH AND FUNCTIONING" and "OTHER REASON" as column headers. Display the remaining text for CODE 1 and CODE 2 as lists below each of the corresponding column headers.

**QUESTION TEXT:**

{What is the reason someone else did {your/SP's} laundry {with/for/with or for} {you/{him/her}}?} Was that because of {your/SP's} health or functioning or some other reason?

SELECT ALL THAT APPLY

**CODES**

- |   |  |
|---|--|
| 1 | HEALTH OR FUNCTIONING INCLUDES: AGE,<br>MEMORY, VISION, HEALTH CONDITION/DISEASE<br>NAMES, SURGERY, UNABLE TO DRIVE  |
| 2 | OTHER REASON INCLUDES: SHARED ACTIVITY,<br>ALWAYS DONE THIS WAY, SOMEONE ELSE<br>WANTED TO DO IT, PAY SOMEONE, DOESN'T LIKE<br>TO DO IT<br>REFUSED<br>DON'T KNOW |

**PROGRAMMER INSTRUCTIONS:**

If HA4 = (HEALTH OR FUNCTIONING), set, HEALTHREASONHELPWITHLAUNDRY flag = 1 (yes).

**BOX HA5****BOX HA5**

NOT ON FILE

If HA1a = 1 (yes by self), go to HA5.  
 If HA1 = 2 (always with someone else) or HA1a ≠ 1 (didn't do by self), go to HA6.  
 [If HA1 = 3 (someone else always did) or HA1 = 5 (not done in last month)] and  
 HEALTHREASONHELPWITHLAUNDRY flag = 1 (yes), go to BOX HA7.  
 Otherwise, go to HA20PRE.

**HA5****ha9laundif**

R9 HA5 DIFF DOING LAUNDRY BY SELF

**DISPLAY INSTRUCTIONS:**

Display "by {yourself/himself/herself}" in bold underlined text.

**QUESTION TEXT:**

In the last month, how much difficulty did {you/SP} have doing laundry by {yourself/himself/herself}.  
 Would you say none, a little, some, or a lot?

**CODES**

- |   |            |
|---|------------|
| 1 | NONE       |
| 2 | A LITTLE   |
| 3 | SOME       |
| 4 | A LOT      |
|   | REFUSED    |
|   | DON'T KNOW |

**HA6****ha9launoft**

R9 HA6 HOW OFTEN DO LAUNDRY

**DISPLAY INSTRUCTIONS:**

Display "a year ago" in bold underlined text.

**QUESTION TEXT:**

Compared to a year ago, {do you/does SP} do {your/{his/her}} laundry more often, less often, or about the same?

**CODES**

- |   |            |
|---|------------|
| 1 | MORE OFTEN |
| 2 | LESS OFTEN |
| 3 | SAME       |
|   | REFUSED    |
|   | DON'T KNOW |

**BOX HA7****BOX HA7**

NOT ON FILE

If [HA1 = 1 (always by self) or HA1 = 4 (varied)] and [HA5 = 2 (a little difficulty) or HA5 = 3 (some difficulty) or HA5 = 4 (a lot of difficulty)], go to HA7.  
 If [HA1 = 2 (always with someone else) or HA1 = 3 (someone else always did) or HA1 = 4 (varied) or HA1 = 5 (not done in last month)] and [HEALTHREASONHELPWITHLAUNDRY flag = 1 (yes) or HELPEDWITHLAUNDRY flag = 1 (YES) for SERVICE/SOMEONE FROM PLACE SP LIVES], go to HA7.

Otherwise, go to HA2oPRE

---

**HA7**

**ha9launwout**

R9 HA7 EVER GO WOUT CLEAN LAUNDR

**DISPLAY INSTRUCTIONS:**

If HA1= 1 (always did by self) or 5 (not done in last month) or HA1a = 1 (yes by self), display “it was too difficult to do by {yourself/himself/herself}”.

Otherwise, display “no one was there to help or do that for {you/{him/her}}”.

Display "in the last month" in underlined text.

**QUESTION TEXT:**

In the last month, did {you/SP} ever go without clean laundry because {it was too difficult to do by {yourself/himself/herself} / no one was there to help or do that for {you/him/her}}?

**CODES**

- |   |            |
|---|------------|
| 1 | YES        |
| 2 | NO         |
|   | REFUSED    |
|   | DON'T KNOW |

---

**HA2oPRE**

**HA2oPRE**

NOT ON FILE

**QUESTION TEXT:**

The next few questions are about shopping for groceries or personal items.

IF NEEDED: By personal items, we mean things like toiletries that you can buy at the grocery or drug store.

PRESS 1 AND ENTER TO CONTINUE

---

**HA2o**

**ha9shop**

R9 HA2o HOW YOUR SHOPPING DONE

**DISPLAY INSTRUCTIONS:**

If PROXY flag is null, display “1a”.

If PROXY flag = 1 (yes), display “1b”.

Display "in the last month" in bold underlined text.

**QUESTION TEXT:**

SHOW CARD HA{1a/1b}

Which answer best describes how {your/SP's} shopping got done in the last month? Did {you/{he/she}} always do this by {yourself/himself/herself}, always do it together with someone else, did someone else always do it for {you/{him/her}}, or did it vary?

**CODES**

- |   |  |       |
|---|--|-------|
| 1 | ALWAYS DID IT BY SELF                    | HA22  |
| 2 | ALWAYS DID IT TOGETHER WITH SOMEONE ELSE | HA22  |
| 3 | SOMEONE ELSE ALWAYS DID IT               | HA25A |
| 4 | IT VARIED (MORE THAN ONE WAY)            |       |
| 5 | NOT DONE IN LAST MONTH                   | HA26  |
|   | REFUSED                                  | HA27  |
|   | DON'T KNOW                               | HA27  |



---

**HA20A****ha9shopslf**

R9 HA20A EVER SHOP BY YOURSELF

**DISPLAY INSTRUCTIONS:**

Display "by {yourself/himself/herself}" in bold underlined text.

**QUESTION TEXT:**

In the last month, did {you/SP} ever do {your/{his/her}} shopping by {yourself/himself/herself}?

**CODES**

- |   |            |
|---|------------|
| 1 | YES        |
| 2 | NO         |
|   | REFUSED    |
|   | DON'T KNOW |

---

**HA22****ha9howpaygr1**

R9 HA22 PAY GROC PERS ITMS CASH

**ha9howpaygr2**

R9 HA22 PAY GROC PERS ITMS CHCK

**ha9howpaygr3**

R9 HA22 PAY GROC PERS ITMS DEBIT

**ha9howpaygr4**

R9 HA22 PAY GROC PERS CREDIT

**ha9howpaygr5**

R9 HA22 PAY GROC PERS FOOD STMP

**ha9howpaygr6**

R9 HA22 PAY GROC PERS SMON ELS

**ha9howpaygr7**

R9 HA22 PAY GROC PERS OTHR SPEC

**QUESTION TEXT:**

SHOW CARD HA2

In the last month, when {you/SP} shopped for groceries or other personal items, did {you/{he/she}} pay for them with cash, check, debit card, credit card, or some other way?

SELECT ALL THAT APPLY

**CODES**

- |    |                    |
|----|--------------------|
| 1  | CASH               |
| 2  | CHECK              |
| 3  | DEBIT OR GIFT CARD |
| 4  | CREDIT CARD        |
| 5  | FOOD STAMPS        |
| 6  | SOMEONE ELSE PAYS  |
| 91 | OTHER              |
|    | REFUSED            |
|    | DON'T KNOW         |

---

**HA23****ha9howgtstr1**

R9 HA23 DROVE TO THE STORE

**ha9howgtstr2**

R9 HA23 FAM FRND PD HLP DROVE

**ha9howgtstr3**

R9 HA23 VAN PLACE SP LIVES DROVE

**ha9howgtstr4**

R9 HA23 VAN 4 DIS SENIORS DROVE

**ha9howgtstr5**

R9 HA23 PUBLIC TRANSPORT 2 STORE

ha9howgtstr6

R9 HA23 SP TOOK TAXI 2 THE STORE

ha9howgtstr7

R9 HA23 SP WALKED TO THE STORE

ha9howgtstr8

R9 HA23 OTHR SPECIFY TO STORE

**DISPLAY INSTRUCTIONS:**

If DT1 = 1 (drives every day), 2 (drives most days), 3 (drives some days) or 4 (rarely) OR DROVEINLASTYEAR flag = 1 (yes), display "drive," and response 1.

If FACILITY flag = 1 (yes), display "use a service provided by the place where {you live/{he/she} lives},".

If FACILITY flag = 1 (yes) or RETIREMENTCOMMUNITY flag = 1 (YES), display response 3 and for response 4, "not provided by the place SP lives".

DISPLAY "In the last year" IN BOLD UNDERLINED TEXT

**QUESTION TEXT:**

SHOW CARD HA3

In the last year, how did {you/SP} get to the store to shop for groceries or personal items? Did {you/{he/she}} {drive,} get a ride from a family member or friend, {use a service provided by the place where {you live/{he/she} lives},} or what?

SELECT ALL THAT APPLY

**CODES**

1	{DROVE}	HA24A
2	GOT A RIDE FROM A FAMILY MEMBER OR FRIEND OR SOMEONE PAID TO HELP	HA24A
3	{USED A VAN OR SHUTTLE SERVICE PROVIDED BY THE PLACE SP LIVES}	HA24A
4	{USED A VAN OR SHUTTLE SERVICE FOR PEOPLE WITH DISABILITIES OR SENIORS {(NOT PROVIDED BY THE PLACE SP LIVES)}	HA24A
5	TOOK PUBLIC TRANSPORTATION (THE BUS, SUBWAY, TRAIN, OR TRAM)	HA24A
6	TOOK A TAXI	HA24A
7	WALKED	HA24A
91	OTHER (SPECIFY)	
	REFUSED	HA24A
	DON'T KNOW	HA24A

---

**HA23A**

**HA23A**

NOT ON FILE

**QUESTION TEXT:**

SPECIFY HOW GOT TO STORE.

**ENTER TEXT**

Length

50

---

**HA24A**

ha9shopcart

R9 HA24A EVER USE MOTORIZED CART

**DISPLAY INSTRUCTIONS:**

Display "in the last month" in bold underlined text.

**QUESTION TEXT:**

In the last month, when {you/SP} went to the store to shop did {you/{he/she}} ever use a motorized cart?

**CODES**

- |   |            |
|---|------------|
| 1 | YES        |
| 2 | NO         |
|   | REFUSED    |
|   | DON'T KNOW |

**HA24B****ha9shoplean**

R9 HA24B EVER LEAN ON SHOP CART

**DISPLAY INSTRUCTIONS:**

Display "in the last month" in bold underlined text.

**QUESTION TEXT:**

In the last month, when {you/SP} went to the store to shop did {you/{he/she}} ever lean on the shopping cart to help {you/{him/her}} get around the store?

**CODES**

- |   |            |
|---|------------|
| 1 | YES        |
| 2 | NO         |
|   | REFUSED    |
|   | DON'T KNOW |

**BOX HA25A****BOX HA25A**

NOT ON FILE

If HA20 = 1 (always by self) go to HA27.  
Otherwise, go to HA25A.

**HA25A****op9shophlp**

R9 HA25A HELPS SP WITH SHOPPING

**op9relatnshp**

R9 RELASHIP TO SP UPDATE AND NEW

**DISPLAY INSTRUCTIONS:**

Display HELPER RELATIONSHIP CODES.

Display PERSON ROSTER with FIRST NAME, LAST NAME, and RELATIONSHIP TO SP. Allow entry for FIRST NAME, LAST NAME, and RELATIONSHIP TO SP fields.

If FACILITY flag = 1 (YES), display "a staff person from the place where {you live/{he/she} lives}."

If FACILITY flag = 1 (YES) or RETIREMENTCOMMUNITY flag = 1 (YES), display SERVICE/SOMEONE FROM THE PLACE SP LIVES/DIED on the PERSON ROSTER.

If HA20 = 2 (always with someone else), display "when {you/SP} shopped for groceries or personal items, who did that with {you/{him/her}}".

If HA20 = 3 (someone else always did), display "who shopped for groceries or personal items for {you/SP}."

If HA20 = 4 (varied), display "who shopped for groceries or personal items with {you/SP} or for {you/{him/her}}".

Display "first" and "last" in underlined text.

**QUESTION TEXT:**

In the last month, {when {you/SP} shopped for groceries or personal items, who did that with {you/{him/her}} / who shopped for groceries or personal items for {you/SP} / who shopped for groceries

or personal items with {you/SP} or for you/{him/her}}?

IF NEEDED: This includes family, friends, { a staff person from the place where {you live/{he/she} lives}, } or someone paid to help {you/{him/her}}.

PROBE: Anyone else? SELECT ALL THAT APPLY

IF PERSON NAMED IS NOT ON THE ROSTER, PRESS CTRL/P TO ADD A PERSON.

HA25b. [What is (his/her) first name?] CONFIRM SPELLING

HA25c. [What is (his/her) last name?] CONFIRM SPELLING

HA25d. [What is (his/her) relationship to {you/SP}?] PRESS F1 FOR HELP SCREEN

#### **CODES**

2	SPOUSE/PARTNER
3	DAUGHTER
4	SON
5	DAUGHTER-IN-LAW
6	SON-IN-LAW
7	STEPDAUGHTER
8	STEPSON
9	SISTER
10	BROTHER
11	SISTER-IN-LAW
12	BROTHER-IN-LAW
13	MOTHER
14	STEPMOTHER
15	MOTHER-IN-LAW
16	FATHER
17	STEPFATHER
18	FATHER-IN-LAW
19	GRANDDAUGHTER
20	GRANDSON
21	NIECE
22	NEPHEW
23	AUNT
24	UNCLE
25	COUSIN
26	STEPDAUGHTER'S SON/DAUGHTER
27	STEPSON'S SON/DAUGHTER
28	DAUGHTER-IN-LAW'S SON/DAUGHTER
29	SON-IN-LAW'S SON/DAUGHTER
30	BOARDER/RENTER
31	PAID AIDE/HOUSEKEEPER/EMPLOYEE
32	ROOMMATE
33	EX-WIFE/EX-HUSBAND
34	BOYFRIEND/GIRLFRIEND
35	NEIGHBOR
36	FRIEND
37	SOMEONE/SERVICE AT THE PLACE SP LIVES/LIVED
38	CO-WORKER
39	MINISTER, PRIEST, OR OTHER CLERGY
40	PSYCHIATRIST, PSYCHOLOGIST, COUNSELOR, OR THERAPIST
91	OTHER RELATIVE
92	OTHER NONRELATIVE

#### **PROGRAMMER INSTRUCTIONS:**

For each roster selection/addition at HA25, set HELPEDWITHSHOPPING flag = 1 (yes).

---

**BOX HA26****BOX HA26****NOT ON FILE**

If HA20 = 2 (always with someone else) and HELPEDWITHSHOPPING flag = 1 (YES) for SERVICE/SOMEONE FROM PLACE SP LIVES, go to HA28.

If HA20 = 3 (someone else always did) and HELPEDWITHSHOPPING flag = 1 (YES) for SERVICE/SOMEONE FROM PLACE SP LIVES, go to BOX HA29.

If HA20 = 4 (varied) and HELPEDWITHSHOPPING flag = 1 (YES) for SERVICE/SOMEONE FROM PLACE SP LIVES, go to BOX HA27.

Otherwise go to HA26

---

**HA26****ha9dshopreas****R9 D SHOP REASN WITH BY OTHERS****DISPLAY INSTRUCTIONS:**

If HA20 = 2 (always with someone else), display "with". If

HA20 = 3 (someone else always did), display "for".

If HA20 = 4 (varied), display "with or for".

If HA20 = 5 (not done in last month), use null display for first sentence.

Display "HEALTH OR FUNCTIONING" and "OTHER REASON" in underlined text.

Display responses in two side-by-side columns with "HEALTH AND FUNCTIONING" and "OTHER REASON" as the column headers. Display the remaining text for CODE 1 and CODE 2 as lists below each of the corresponding column headers.

**QUESTION TEXT:**

{What is the reason someone else shopped for groceries or personal items {with/for/with or for} {you/SP}?} Was that because of {your/SP's} health or functioning or some other reason?

SELECT ALL THAT APPLY

**CODES****Code All That Apply****1**

HEALTH OR FUNCTIONING INCLUDES: AGE,  
MEMORY, VISION, HEALTH CONDITION/DISEASE  
NAMES, SURGERY, UNABLE TO DRIVE

**2**

OTHER REASON INCLUDES: SHARED ACTIVITY,  
ALWAYS DONE THIS WAY, SOMEONE ELSE  
WANTED TO DO IT, PAY SOMEONE, DOESN'T  
LIKE TO DO IT

REFUSED

BOX HA27

DON'T KNOW

BOX HA27

**PROGRAMMER INSTRUCTIONS:**

If HA26 = 1 (HEALTH OR FUNCTIONING), set HEALTHREASONHELPWITH SHOPPING flag = 1 (yes).

---

**BOX HA27****BOX HA27****NOT ON FILE**

If HA20a = 1 (yes by self), go to HA27.

If HA20 = 2 (always with someone else) or HA20a ≠ 1 (didn't do by self), go to HA28.

If [HA20 = 3 (someone else always did) or HA20 = 5 (not done in last month)] and HEALTHREASONHELPWITHSHOPPING flag = 1 (yes), go to BOX HA29.

Otherwise, go to HA30PRE.

**HA27****ha9shopdif**

R9 HA27 DIFF SHOPPING BY SELF

**DISPLAY INSTRUCTIONS:**

Display "by {yourself/himself/herself}" in bold underlined text.

**QUESTION TEXT:**

In the last month, how much difficulty did {you/SP} have shopping for groceries or personal items by {yourself/himself/herself}? Would you say none, a little, some, or a lot?

**CODES**

- |   |            |
|---|------------|
| 1 | NONE       |
| 2 | A LITTLE   |
| 3 | SOME       |
| 4 | A LOT      |
|   | REFUSED    |
|   | DON'T KNOW |

**HA28****ha9shopoft**

R9 HA28 HOW OFT SHOP GROCERIES

**DISPLAY INSTRUCTIONS:**

Display "a year ago" in bold underlined text.

**QUESTION TEXT:**

Compared to a year ago, {do you/does SP} shop for groceries or personal items more often, less often, or about the same?

**CODES**

- |   |            |
|---|------------|
| 1 | MORE OFTEN |
| 2 | LESS OFTEN |
| 3 | SAME       |
|   | REFUSED    |
|   | DON'T KNOW |

**BOX HA29****BOX HA29**

NOT ON FILE

If [HA20 = 1 (always by self) or HA20 = 4 (varied)] and [HA27 = 2 (a little) or HA27 = 3 (some) or HA27 = 4 (a lot)], go to HA29.

If [HA20 = 2 (always with someone else) or HA20 = 3 (someone else always did) or HA20 = 4 (varied) or HA20 = 5 (not done in last month)] and [HEALTHREASONHELPWITHSHOPPING flag = 1 (yes) or HELPEDWITHSHOPPING flag = 1 (YES) for SERVICE/SOMONE FROM PLACE SP LIVES, go to HA29.

Otherwise go to HA30PRE.

**HA29****ha9shopwout**

R9 HA29 EVER GO WITHOUT GROCRIES

**DISPLAY INSTRUCTIONS:**

If HA20=1 (always by self) or 5 (not done in last month), or HA20a = 1 (yes by self), display "it was too difficult to shop by {yourself/himself/herself}".

If HA20=2 (always with someone else) or 3 (someone else always did), display "no one was there to help or shop for {you/{him/her}}?"

Display "in the last month" in underlined text.

**QUESTION TEXT:**

In the last month, did {you/SP} ever go without groceries or personal items because {it was too difficult to shop by {yourself/himself/herself} / no one was there to help or shop for {you/{him/her}}}

**CODES**

- |   |            |
|---|------------|
| 1 | YES        |
| 2 | NO         |
|   | REFUSED    |
|   | DON'T KNOW |

---

**HA30PRE**

**HA30PRE**

NOT ON FILE

**QUESTION TEXT:**

Now let's turn to making hot meals.

PRESS 1 AND ENTER TO CONTINUE

---

**HA30**

**ha9meal**

R9 HA30 HOW HOT MEALS GET MADE

**DISPLAY INSTRUCTIONS:**

If PROXY flag is null, display "1a".

If PROXY flag = 1 (yes), display "1b".

Display "in the last month" in bold underlined text.

**QUESTION TEXT:**

SHOW CARD HA{1a/1b}

Which answer best describes how {your/SP's} hot meals got made in the last month? Did {you/{he/she}} always make them by {yourself/himself/herself}, always make them together with someone else, did someone else always make them for {you/{her/him}}, or did it vary?

**CODES**

- |   |  |       |
|---|--|-------|
| 1 | ALWAYS DID IT BY SELF                    | HA30B |
| 2 | ALWAYS DID IT TOGETHER WITH SOMEONE ELSE | HA30B |
| 3 | SOMEONE ELSE ALWAYS DID IT               | HA30B |
| 4 | IT VARIED (MORE THAN ONE WAY)            |       |
| 5 | NOT DONE IN LAST MONTH                   | HA33  |
|   | REFUSED                                  | HA34  |
|   | DON'T KNOW                               | HA34  |

---

**HA30A**

**ha9mealslf**

R9 HA30A MAKE HOT MEALS YOURSELF

**DISPLAY INSTRUCTIONS:**

Display "by {yourself/himself/herself}" in bold underlined text.

**QUESTION TEXT:**

In the last month, did {you/SP} ever make {your/{his/her}} hot meals by {yourself/himself/herself}?

**CODES**

- |   |            |
|---|------------|
| 1 | YES        |
| 2 | NO         |
|   | REFUSED    |
|   | DON'T KNOW |
-

**HA30B****ha9restamels**

R9 HA30B OFTN HAV RESTARNT MEALS

**DISPLAY INSTRUCTIONS:**

If FACILITY flag = 1 (yes), display “Do not include meals provided as a service by the place {you live/{he/she} lives}.”

**QUESTION TEXT:**

SHOW CARD HA4

In the last month, when {you/SP} had hot meals, how often were they restaurant meals, including eat-in, take-out, or delivered meals? {Do not include meals provided as a service by the place {you live/{he/she} lives}.} Was it every time {you/{he/she}} had a hot meal, most times, sometimes, rarely, or never?

**CODES**

- |   |            |
|---|------------|
| 1 | EVERY TIME |
| 2 | MOST TIMES |
| 3 | SOMETIMES  |
| 4 | RARELY     |
| 5 | NEVER      |
|   | REFUSED    |
|   | DON'T KNOW |

**HA30C****ha9mealwheel**

R9 HA30C OFTN GET MEALS ON WHEEL

**QUESTION TEXT:**

SHOW CARD HA4

In the last month, when {you/SP} had hot meals, how often were they from Meals on Wheels or other food assistance programs? Was it every time {you/{he/she}} had a hot meal, most times, sometimes, rarely, or never?

**CODES**

- |   |            |
|---|------------|
| 1 | EVERY TIME |
| 2 | MOST TIMES |
| 3 | SOMETIMES  |
| 4 | RARELY     |
| 5 | NEVER      |
|   | REFUSED    |
|   | DON'T KNOW |

**BOX HA31****BOX HA31**

NOT ON FILE

If HA30 = 3 (SOMEONE ELSE ALWAYS DID IT), go to HA32A.  
Else if HA14 = 1 (has microwave), go to HA31.  
Otherwise, go to BOX HA32A.

**HA31****ha9oftmicrow**

R9 HA31 OFTEN USE THE MICROWAVE

**QUESTION TEXT:**

SHOW CARD HA4

In the last month, when {you/SP} made hot meals did {you/{he/she}} use the microwave oven every time, most times, sometimes, rarely, or never?

**CODES**

- |   |            |
|---|------------|
| 1 | EVERY TIME |
| 2 | MOST TIMES |
| 3 | SOMETIMES  |



- 4 RARELY  
5 NEVER  
REFUSED  
DON'T KNOW

## BOX HA32A

## BOX HA3A

## NOT ON FILE

If HA30 = 1 (always did by self) go to HA34.  
Otherwise, go to HA32A.

## HA32A

## op9mealhlp

R9 HA32A HELPS SP WITH MEALS

## op9relatnshp

R9 RELASHIP TO SP UPDATE AND NEW

### DISPLAY INSTRUCTIONS:

Display HELPER RELATIONSHIP CODES.

Display PERSON ROSTER with FIRST NAME, LAST NAME, and RELATIONSHIP TO SP. Allow entry for FIRST NAME, LAST NAME, and RELATIONSHIP TO SP fields.

If FACILITY flag = 1 (YES), display "a staff person from the place where {you live/{he/she} lives}."

If FACILITY flag = 1 (YES) or RETIREMENTCOMMUNITY flag = 1 (YES), display SERVICE/SOMEONE FROM THE PLACE SP LIVES/DIED on the PERSON ROSTER.

Display RESTAURANT/TAKE OUT SERVICES and MEALS ON WHEELS on the person roster.

If HA30 = 2 (always with someone else), display "when {you/SP} made hot meals, who did that with {you/{him/her}}".

If HA30 = 3 (someone else always did), display "who made hot meals for {you/SP}".

If HA30 = 4 (varied), display "who made hot meals with {you/SP} or for {you/{him/her}}".

Display "first" and "last" in underlined text.

### QUESTION TEXT:

In the last month, {when {you/SP} made hot meals, who did that with {you/{him/her}} / who made hot meals for {you/SP} / who made hot meals with {you/SP} or for {you/{him/her}}?}

IF NEEDED: This includes family, friends, { a staff person from the place where {you live/{he/she} lives}, or someone paid to help {you/{him/her}}.

PROBE: Anyone else?

SELECT ALL THAT APPLY

IF PERSON NAMED IS NOT ON THE ROSTER, PRESS CTRL/P TO ADD A PERSON.

HA32b. [What is (his/her) first name?] CONFIRM SPELLING

HA32c. [What is (his/her) last name?] CONFIRM SPELLING

HA32d. [What is (his/her) relationship to {you/SP}?] PRESS F1 FOR HELP SCREEN

### CODES

- 2 SPOUSE/PARTNER  
3 DAUGHTER  
4 SON  
5 DAUGHTER-IN-LAW  
6 SON-IN-LAW  
7 STEPDAUGHTER  
8 STEPSON  
9 SISTER  
10 BROTHER

11	SISTER-IN-LAW
12	BROTHER-IN-LAW
13	MOTHER
14	STEPMOTHER
15	MOTHER-IN-LAW
16	FATHER
17	STEPFATHER
18	FATHER-IN-LAW
19	GRANDDAUGHTER
20	GRANDSON
21	NIECE
22	NEPHEW
23	AUNT
24	UNCLE
25	COUSIN
26	STEPDAUGHTER'S SON/DAUGHTER
27	STEPSON'S SON/DAUGHTER
28	DAUGHTER-IN-LAW'S SON/DAUGHTER
29	SON-IN-LAW'S SON/DAUGHTER
30	BOARDER/RENTER
31	PAID AIDE/HOUSEKEEPER/EMPLOYEE
32	ROOMMATE
33	EX-WIFE/EX-HUSBAND
34	BOYFRIEND/GIRLFRIEND
35	NEIGHBOR
36	FRIEND
37	SOMEONE/SERVICE AT THE PLACE SP LIVES/LIVED
38	CO-WORKER
39	MINISTER, PRIEST, OR OTHER CLERGY
40	PSYCHIATRIST, PSYCHOLOGIST, COUNSELOR, OR THERAPIST
91	OTHER RELATIVE
92	OTHER NONRELATIVE

**PROGRAMMER INSTRUCTIONS:**

For each roster selection/addition at HA25, set HELPEDWITHMEALS flag = 1 (yes).

**BOX HA33**

**BOX HA33**

**NOT ON FILE**

If HA30 = 2 (always with someone else) and HELPEDWITHMEALS flag= 1 (YES) for SERVICE/SOMEONE FROM PLACE SP LIVES, go to HA35.

If HA30 = 3 (someone else always did) and HELPEDWITHMEALS flag= 1 (YES) for SERVICE/SOMEONE FROM PLACE SP LIVES, go to BOX HA36.

If HA30 = 4 (varied) and HELPEDWITHMEALS flag= 1 (YES) for SERVICE/SOMEONE FROM PLACE SP LIVES, go to BOX HA34.

Otherwise go to HA33

**HA33**

**ha9dmealreas**

**R9 D MEALS REASN WITH BY OTHERS**

**DISPLAY INSTRUCTIONS:**

If HA30 = 2 (always with someone else), display "with".

If HA30 = 3 (someone else always did), display "for".

If HA30 = 4 (varied), display "with or for".

If HA30 = 5 (none made in last month), do not display first sentence.

Display "HEALTH OR FUNCTIONING" and "OTHER REASON" in underlined text.

Display responses in two side-by-side columns with "HEALTH AND FUNCTIONING" and "OTHER REASON" as column headers. Display the remaining text for CODE 1 and CODE 2 as lists below the corresponding column headers.

**QUESTION TEXT:**

{What is the reason someone else made hot meals {with/for/with or for} {you/SP}?} Was that because of {your/SP's} health or functioning or some other reason?

SELECT ALL THAT APPLY

**CODES**

**Code All That Apply**

- |   |   |          |
|---|---|----------|
| 1 | HEALTH OR FUNCTIONING INCLUDES: AGE,<br>MEMORY, VISION, HEALTH CONDITION/DISEASE<br>NAMES, SURGERRY, UNABLE TO DRIVE                    |          |
| 2 | OTHER REASON INCLUDES: SHARED ACTIVITY,<br>ALWAYS DONE THIS WAY, SOMEONE ELSE<br>WANTED TO DO IT, PAY SOMEONE, DOESN'T<br>LIKE TO DO IT |          |
|   | REFUSED   | BOX HA34 |
|   | DON'T KNOW  | BOX HA34 |

**PROGRAMMER INSTRUCTIONS:**

If HA33 = 1 (HEALTH OR FUNCTIONING), set HEALTHREASONHELPWITHMEALS flag = 1 (yes).

---

**BOX HA34**

**BOX HA34**

NOT ON FILE

If HA30a = 1 (yes by self), go to HA34.

If HA30 = 2 (always with someone else) or HA30a ≠ 1 (didn't do by self), go to HA35.

If [HA30 = 3 (someone else always did) or HA30 = 5 (not done in last month)] and HEALTHREASONHELPWITHMEALS flag = 1 (yes), go to BOX HA36.

Otherwise, go to HA40PRE.

---

**HA34**

**ha9mealdif**

R9 HA34 DIFICULTY MAK MEALS SELF

**DISPLAY INSTRUCTIONS:**

Display "by {yourself/himself/herself}" in bold underlined text.

**QUESTION TEXT:**

In the last month, how much difficulty did {you/SP} have shopping for groceries or personal items by {yourself/himself/herself}? Would you say none, a little, some, or a lot?

**CODES**

- |   |            |
|---|------------|
| 1 | NONE       |
| 2 | A LITTLE   |
| 3 | SOME       |
| 4 | A LOT      |
|   | REFUSED    |
|   | DON'T KNOW |
-

**DISPLAY INSTRUCTIONS:**

Display "a year ago" in bold underlined text.

**QUESTION TEXT:**

Compared to a year ago, {do you/does SP} make hot meals more often, less often, or about the same?

**CODES**

- |   |            |
|---|------------|
| 1 | MORE OFTEN |
| 2 | LESS OFTEN |
| 3 | SAME       |
|   | REFUSED    |
|   | DON'T KNOW |

**BOX HA36****BOX HA36****NOT ON FILE**

If [HA30 = 1 (always by self) or HA30 = 4 (varied)] and [HA34 = 2 (a little) or HA34 = 3 (some) or HA34 = 4 (a lot)], go to HA36.

If [HA30 = 2 (always with someone else) or HA30 = 3 (some else always did) or HA30 = 4 (varied) or HA30 = 5 (not done in last month)] and [HEALTHREASONHELPWITHMEALS flag = 1 (yes) or HELPEDWITHMEALS flag = 1 (YES) for SERVICE/SOMEONE FROM PLACE SP LIVES] go to HA36.

Otherwise go to HA40PRE.

**HA36****ha9mealwout****R9 HA36 EVER GO WITHOUT HOT MEAL****DISPLAY INSTRUCTIONS:**

If HA30 = 1 (always by self) or 5 (not done in last month) or HA30a = 1 (yes by self), display "it was too difficult to make one by {yourself/himself/herself}".

If HA30 = 2 (always with someone else) or 3 (someone else always did), display "no one was there to help or make one for {you/{him/her}}"?

Display "in the last month" in underlined text.

**QUESTION TEXT:**

In the last month, did {you/SP} ever go without a hot meal because {it was too difficult to make one by {yourself/himself/herself} / no one was there to help or make one for {you/him/her}}?

**CODES**

- |   |            |
|---|------------|
| 1 | YES        |
| 2 | NO         |
|   | REFUSED    |
|   | DON'T KNOW |

**HA40PRE****HA40PRE****NOT ON FILE****QUESTION TEXT:**

Now I have a few questions about everyday money matters like handling bills and banking.

IF NEEDED: By handling bills, we mean writing checks, sending money orders or paying with cash. By banking we mean checking balances, and making transfers, deposits or withdrawals from the bank or ATM.

PRESS 1 AND ENTER TO CONTINUE

---

**HA40****ha9bank**

R9 HA40 HOW BILLS BANKIN HANDLED

**DISPLAY INSTRUCTIONS:**

Display "in the last month" in bold underlined text.

If PROXY flag is null, display "1a".

If PROXY flag = 1 (yes), display "1b".

**QUESTION TEXT:**

SHOW CARD HA{1a/1b}

Which answer best describes how {your/SP's} bills and banking were handled in the last month? Did {you/{he/she}} always do this by {yourself/himself/herself}, always do it together with someone else, did someone else always do it for {you/{him/her}}, or did it vary?

**CODES**

1	ALWAYS DID IT BY SELF	HA44
2	ALWAYS DID IT TOGETHER WITH SOMEONE ELSE	HA42A
3	SOMEONE ELSE ALWAYS DID IT	HA42A
4	IT VARIED (MORE THAN ONE WAY)	
5	NOT DONE IN LAST MONTH	HA43
	REFUSED	HA44
	DON'T KNOW	HA44

---

**HA40A****ha9bankslf**

R9 HA40A HNDL BILLS BNKING YRSLF

**DISPLAY INSTRUCTIONS:**

Display "by {yourself/himself/herself}" in bold underlined text.

**QUESTION TEXT:**

In the last month, did {you/SP} ever handle {your/{his/her}} bills and banking by {yourself/himself/herself}?

**CODES**

1	YES
2	NO
	REFUSED
	DON'T KNOW

---

**HA42A****op9bankhip**

R9 HA42A HELPS SP WITH BANKING

**op9relatnshp**

R9 RELASHIP TO SP UPDATE AND NEW

**DISPLAY INSTRUCTIONS:**

Display HELPER RELATIONSHIP CODES.

Display PERSON ROSTER with FIRST NAME, LAST NAME, and RELATIONSHIP TO SP. Allow entry for FIRST NAME, LAST NAME, and RELATIONSHIP TO SP fields.

If FACILITY flag = 1 (YES), display "a staff person from the place where {you live/{he/she} lives}."

If FACILITY flag = 1 (YES) or RETIREMENTCOMMUNITY flag = YES(yes), display SERVICE/SOMEONE FROM THE PLACE SP LIVES/DIED on the PERSON ROSTER.

If HA40 = 2 (always with someone else), display "when {you/SP} handled bills and banking, who did that with {you/{him/her}}".

If HA40 = 3 (someone else always did), display "who handled bills and banking for {you/SP}".

If HA40 = 4 (varied), display “who handled bills and banking with {you/SP} or for {you/{him/her}}”.

Display "first" and "last" in underlined text.

**QUESTION TEXT:**

In the last month, {when {you/SP} handled bills and banking, who did that with {you/{him/her}} / who handled bills and banking for {you/SP} /who handled bills and banking with {you/SP} or for {you/{him/her}}}

IF NEEDED: This includes family, friends, { a staff person from the place where {you live/{he/she} lives},} or someone paid to help {you/{him/her}}.

PROBE: Anyone else?

SELECT ALL THAT APPLY

IF PERSON NAMED IS NOT ON THE ROSTER, PRESS CTRL/P TO ADD A PERSON.

HA42b. [What is (his/her) first name?] CONFIRM SPELLING

HA42c. [What is (his/her) last name?] CONFIRM SPELLING

HA42d. [What is (his/her) relationship to {you/SP}?] PRESS F1 FOR HELP SCREEN

**CODES**

- |    |                                |
|----|--------------------------------|
| 2  | SPOUSE/PARTNER                 |
| 3  | DAUGHTER                       |
| 4  | SON                            |
| 5  | DAUGHTER-IN-LAW                |
| 6  | SON-IN-LAW                     |
| 7  | STEPDAUGHTER                   |
| 8  | STEPSON                        |
| 9  | SISTER                         |
| 10 | BROTHER                        |
| 11 | SISTER-IN-LAW                  |
| 12 | BROTHER-IN-LAW                 |
| 13 | MOTHER                         |
| 14 | STEPMOTHER                     |
| 15 | MOTHER-IN-LAW                  |
| 16 | FATHER                         |
| 17 | STEPFATHER                     |
| 18 | FATHER-IN-LAW                  |
| 19 | GRANDDAUGHTER                  |
| 20 | GRANDSON                       |
| 21 | NIECE                          |
| 22 | NEPHEW                         |
| 23 | AUNT                           |
| 24 | UNCLE                          |
| 25 | COUSIN                         |
| 26 | STEPDAUGHTER'S SON/DAUGHTER    |
| 27 | STEPSON'S SON/DAUGHTER         |
| 28 | DAUGHTER-IN-LAW'S SON/DAUGHTER |
| 29 | SON-IN-LAW'S SON/DAUGHTER      |
| 30 | BOARDER/RENTER                 |
| 31 | PAID AIDE/HOUSEKEEPER/EMPLOYEE |
| 32 | ROOMMATE                       |
| 33 | EX-WIFE/EX-HUSBAND             |
| 34 | BOYFRIEND/GIRLFRIEND           |
| 35 | NEIGHBOR                       |

36	FRIEND
37	SOMEONE/SERVICE AT THE PLACE SP LIVES/LIVED
38	CO-WORKER
39	MINISTER, PRIEST, OR OTHER CLERGY
40	PSYCHIATRIST, PSYCHOLOGIST, COUNSELOR, OR THERAPIST
91	OTHER RELATIVE
92	OTHER NONRELATIVE

**PROGRAMMER INSTRUCTIONS:**

For each roster selection/addition at HA25, set HELPEDWITHBANKING flag = 1 (yes).

**BOX HA43**

**BOX HA43**

**NOT ON FILE**

If HA40 = 2 (always with someone else) HELPEDWITHBANKING flag = 1 (YES) for SERVICE/SOMEONE FROM PLACE SP LIVES, go to HA45.

If HA40 = 3 (someone else always did) and HELPEDWITHBANKING flag = 1 (YES) for SERVICE/SOMEONE FROM PLACE SP LIVES, go to BOX HA46.

If HA40 = 4 (varied) and HELPEDWITHBANKING flag = 1 (YES) for SERVICE/SOMEONE FROM PLACE SP LIVES, go to BOX HA44.

Otherwise go to HA43.

**HA43**

**ha9dbankreas**

**R9 D BANK BILL REASN WITH BY OTH**

**DISPLAY INSTRUCTIONS:**

If HA40 = 2 (always with someone else), display "with".

If HA40 = 3 (someone else always did), display "for".

If HA40 = 4 (varied), display "with or for".

If HA40 = 5 (not done in last month) do not display first sentence.

Display "HEALTH OR FUNCTIONING" and "OTHER REASON" in underlined text.

Display responses in two side-by-side columns with "HEALTH AND FUNCTIONING" and "OTHER REASON" as column headers. Display the remaining text for CODE 1 and CODE 2 as lists below the corresponding column headers.

**QUESTION TEXT:**

{What is the reason someone else handled bills and banking {with/for/with or for} {you/{him/her}}?} Was that because of {your/{his/her}} health or functioning or some other reason?

SELECT ALL THAT APPLY

**CODES**

**Code All That Apply**

1	HEALTH OR FUNCTIONING INCLUDES: AGE, MEMORY, VISION, HEALTH CONDITION/DISEASE NAMES, SURGERRY, UNABLE TO DRIVE	
2	OTHER REASON INCLUDES: SHARED ACTIVITY, ALWAYS DONE THIS WAY, SOMEONE ELSE WANTED TO DO IT, PAY SOMEONE, DOESN'T LIKE TO DO IT	
	REFUSED	BOX HA44
	DON'T KNOW	BOX HA44

**PROGRAMMER INSTRUCTIONS:**

If HA43 = 1 (HEALTH OR FUNCTIONING), set HEALTHREASONHELPWITHBANKING flag = 1 (yes).

If HA40a = 1 (yes by self), go to HA44.  
 If HA40 = 2 (always with someone else) or HA40a ≠ 1 (didn't do by self), go to HA45.  
  
 If [HA40 = 3 (someone else always did) or HA40 = 5 (not done in last month)] and HEALTHREASONHELPWITHBANKING flag = 1 (yes), go to BOX HA46.  
  
 Otherwise, go to HA50PRE.

**HA44****ha9bankdif**

R9 HA44 DIF HNDL BLLS BNKING SLF

**DISPLAY INSTRUCTIONS:**

Display "by {yourself/himself/herself}" in bold underlined text.

**QUESTION TEXT:**

In the last month, how much difficulty did {you/SP} have handling {your/his/her} bills and banking by {yourself/himself/herself}? Would you say none, a little, some, or a lot?

**CODES**

1	NONE
2	A LITTLE
3	SOME
4	A LOT
	REFUSED
	DON'T KNOW

**HA45****ha9bankoft**

R9 HA45 HOW OFTEN YOU PAY BILLS

**DISPLAY INSTRUCTIONS:**

Display "a year ago" in bold underlined text.

**QUESTION TEXT:**

Compared to a year ago, {do you/does SP} handle {your/his/her} own bills and banking more often, less often, or about the same?

**CODES**

1	MORE OFTEN
2	LESS OFTEN
3	SAME
	REFUSED
	DON'T KNOW

**BOX HA46****BOX HA46**

NOT ON FILE

If [HA40 = 1 (always by self) or HA40 = 4 (varied)] and [HA44 = 2 (a little) or HA44 = 3 (some) or HA44 = 4 (a lot)], go to HA46.  
  
 If [HA40 = 2 (always with someone else) or HA40 = 3 (someone else always did) or HA40 = 4 (varied) or HA40 = 5 (not done in last month)] and [HEALTHREASONHELPWITHBANKING flag = 1 (yes) or HELPEDWITHBANKING flag = 1 (YES) for SERVICE/SOMEONE FROM PLACE SP LIVES], go to HA46.  
  
 Otherwise go to HA50PRE.



**DISPLAY INSTRUCTIONS:**

If HA40=1 (always by self) or 5 (not done in last month) or HA40a = 1 (yes by self), display “it was too difficult to do that by {yourself/himself/herself}”.

If HA40=2 (always with someone else) or 3 (someone else always did), display “no one was there to help or do that for {you/{him/her}}”.

Display "in the last month" in underlined text.

**QUESTION TEXT:**

In the last month, did {you/SP} ever go without handling {your/his/her} bills and banking matters because {it was too difficult to do that by {yourself/himself/herself}/ no one was there to help or do that for {you/{him/her}}?}

**CODES**

- |   |            |
|---|------------|
| 1 | YES        |
| 2 | NO         |
|   | REFUSED    |
|   | DON'T KNOW |

**HA50PRE****HA50PRE**

NOT ON FILE

**QUESTION TEXT:**

Now let's turn to less common money matters, such as opening, closing or cashing in CDs, checking, money market or retirement accounts or applying for loans.

PRESS 1 AND ENTER TO CONTINUE

**HA50****ha9money**

R9 HA50 MONEY MATTERS TO HANDLE

**DISPLAY INSTRUCTIONS:**

Display "in the last year" in underlined text.

**QUESTION TEXT:**

In the last year, did {you/SP} have money matters like these that needed to be handled?

IF NEEDED: Money matters include opening, closing or cashing in CDs, checking, money market or retirement accounts, or applying for loans.

**CODES**

- |   |            |            |
|---|------------|------------|
| 1 | YES        |            |
| 2 | NO         | SECTION SC |
|   | REFUSED    | SECTION SC |
|   | DON'T KNOW | SECTION SC |

**HA51****ha9moneyhlp**

R9 HA51 ANYONE HLP W MONY MATTRS

**DISPLAY INSTRUCTIONS:**

If FACILITY flag = 1 (yes), display “a service provided by the place where {you live/SP lives},”

Display "in the last year" in bold underlined text.

**QUESTION TEXT:**

In the last year, did anyone help {you/SP} or handle these kinds of money matters for {you/{him/her}}? This includes

family, friends, {a service provided by the place where {you live/{he/she} lives},} or someone paid to help {you/{him/her}}.

IF NEEDED: Money matters include opening, closing or cashing in CDs, checking, money market or retirement accounts or applying for loans.

#### CODES

1	YES	
2	NO	SECTION SC
	REFUSED	SECTION SC
	DON'T KNOW	SECTION SC

#### HA52A

op9moneyhlp

R9 HA52A HELPS SP WITH MONEY

op9relatnshp

R9 RELASHIP TO SP UPDATE AND NEW

#### DISPLAY INSTRUCTIONS:

Display HELPER RELATIONSHIP CODES.

Display PERSON ROSTER with FIRST NAME, LAST NAME, and RELATIONSHIP TO SP. Allow entry for FIRST NAME, LAST NAME, and RELATIONSHIP TO SP fields.

If FACILITY flag = 1 (YES), display "a staff person from the place where {you live/{he/she} lives}."

If FACILITY flag = 1 (YES) or RETIREMENTCOMMUNITY flag = 1 (YES), display SERVICE/SOMEONE FROM THE PLACE SP LIVES/DIED on the person roster.

Display "first" and "last" in underlined text.

#### QUESTION TEXT:

Who was that?

IF NEEDED: This includes family, friends, { a staff person from the place where {you live/{he/she} lives},} or someone paid to help {you/{him/her}}.

PROBE: Anyone else?

SELECT ALL THAT APPLY

IF PERSON NAMED IS NOT ON THE ROSTER, PRESS CTRL/P TO ADD A PERSON.

HA52b. [What is (his/her) first name?] CONFIRM SPELLING

HA52c. [What is (his/her) last name?] CONFIRM SPELLING

HA52d. [What is (his/her) relationship to {you/SP?}] PRESS F1 FOR HELP SCREEN

#### CODES

2	SPOUSE/PARTNER
3	DAUGHTER
4	SON
5	DAUGHTER-IN-LAW
6	SON-IN-LAW
7	STEPDAUGHTER
8	STEPSON
9	SISTER
10	BROTHER
11	SISTER-IN-LAW
12	BROTHER-IN-LAW
13	MOTHER
14	STEPMOTHER
15	MOTHER-IN-LAW

16	FATHER
17	STEPFATHER
18	FATHER-IN-LAW
19	GRANDDAUGHTER
20	GRANDSON
21	NIECE
22	NEPHEW
23	AUNT
24	UNCLE
25	COUSIN
26	STEPDAUGHTER'S SON/DAUGHTER
27	STEPSON'S SON/DAUGHTER
28	DAUGHTER-IN-LAW'S SON/DAUGHTER
29	SON-IN-LAW'S SON/DAUGHTER
30	BOARDER/RENTER
31	PAID AIDE/HOUSEKEEPER/EMPLOYEE
32	ROOMMATE
33	EX-WIFE/EX-HUSBAND
34	BOYFRIEND/GIRLFRIEND
35	NEIGHBOR
36	FRIEND
37	SOMEONE/SERVICE AT THE PLACE SP LIVES/LIVED
38	CO-WORKER
39	MINISTER, PRIEST, OR OTHER CLERGY
40	PSYCHIATRIST, PSYCHOLOGIST, COUNSELOR, OR THERAPIST
91	OTHER RELATIVE
92	OTHER NONRELATIVE

**PROGRAMMER INSTRUCTIONS:**

For each roster selection/addition at HA25, set HELPEDWITHMONEYMATTERS flag = 1 (yes).

Go to Section SC – Self-care Activities.

Derived Variables from Items in HA Section	
ha9dlaunsfdf	R9 D LAUNDRY SELF AND DIFF LEVEL
ha9dshopsfdf	R9 D SLF SHOPPING AND DIFF LEVEL
ha9dmealsfdf	R9 D SELF MEALS AND DIFF LEVEL
ha9dbanksfdf	R9 D SELF BANKS AND DIFF LEVEL
ha9dmealwhl	R9 D SP RECEIVES MEALS ON WHEELS
ha9dmealtkot	R9 D SP RECEIVES TAKE OUT MEALS
ha9dlaunreas	R9 D LAUNDRY REASN WITH BY OTHERS (see HA4)
ha9dshopreas	R9 D SHOP REASN WITH BY OTHERS (see HA26)
ha9dmealreas	R9 D MEALS REASN WITH OTHERS (see HA33)
ha9dbankreas	R9 D BANK BILL REASN WITH BY OTH (see HA43)

## NHATS Round 9

Section SC [SELF-CARE ACTIVITIES]

Sequence: 22

SC1PRE

SC1PRE

NOT ON FILE

### DISPLAY INSTRUCTIONS:

If DECEASED flag = 1 (YES), display “SP ate”.  
Otherwise, display “you eat/SP eats”.

Now I have a few questions about how {{you eat/SP eats}}/SP ate}.

PRESS 1 AND ENTER TO CONTINUE

SC1

sc9eatdev

R9 SC1 EVER USE ADAPTED UTENSILS

### DISPLAY INSTRUCTIONS:

Display “adapted” in bold underlined text.

If DECEASED flag = 1 (YES), display “of {his/her} life”.

### QUESTION TEXT:

In the last month {of {his/her} life}, did {you/SP} ever use adapted utensils to help {you/{him/her}} eat or cut {your/{his/her}} food?

IF NEEDED: Adapted utensils include things like easy-to-grip silverware, knives that rock, and plates with high sides.

### CODES

- |   |  |
|---|--|
| 1 | YES  |
| 2 | NO   |
| 7 | ALWAYS FED THROUGH IV OR TUBE<br>REFUSED<br>DON'T KNOW |

BOX SC2

BOX SC2

NOT ON FILE

If SC1 = 7 (FEEDING TUBE), go to SC7PRE.

Else if DECEASED flag = 1 (YES), go to SC3.

Else if SC1 = 1 (YES), go to SC2.

Otherwise, go to SC3.

SC2

sc9eatdevoft

R9 SC2 OFTEN USE ADAPTED UTENSLS

### QUESTION TEXT:

SHOW CARD SC1

Did {you/SP} use adapted utensils every time {you/{he/she}} had a meal, most times, sometimes, or rarely?

### CODES

- |   |            |
|---|------------|
| 1 | EVERY TIME |
| 2 | MOST TIMES |
| 3 | SOMETIMES  |

4 RARELY  
REFUSED  
DON'T KNOW

### SC3

sc9eathlp

R9 SC3 DID ANYONE HELP YOU EAT

#### DISPLAY INSTRUCTIONS:

If FACILITY flag = 1 (YES), display "a staff person from the place where {you live/{he/she} {lives/lived}},".

If DECEASED flag = 1 (YES), display "of {his/her} life" and "lived".

Otherwise, display "lives".

#### QUESTION TEXT:

In the last month {of {his/her} life}, did anyone ever help {you/SP} eat, for instance, by cutting up food or feeding {you/{him/her}}?

IF NEEDED: This includes family, friends, {a staff person from the place where {you live/{he/she} {lives/lived}}, or someone paid to help {you/{him/her}}.

#### CODES

1 YES  
2 NO  
REFUSED  
DON'T KNOW

### BOX SC3A

BOX SC3A

NOT ON FILE

If SC3=1 (YES), go to SC3a.

Else if DECEASED flag=1 (YES), go to SC7PRE.

Otherwise, go to SC5.

### SC3A

op9eathlp

R9 SC3A HELPS SP WITH EATING

op9relatnshp

R9 RELASHIP TO SP UPDATE AND NEW

#### DISPLAY INSTRUCTIONS:

Display HELPER RELATIONSHIP CODES.

Display PERSON ROSTER with FIRST NAME, LAST NAME, and RELATIONSHIP TO SP. Allow entry for FIRST NAME, LAST NAME, and RELATIONSHIP TO SP fields.

If FACILITY flag = 1 (YES) or RETIREMENTCOMMUNITY flag = 1 (YES), display SERVICE/SOMEONE FROM THE PLACE SP LIVES/DIED on the PERSON ROSTER.

Display "first" and "last" in underlined text.

#### QUESTION TEXT:

Who helped {you/SP} eat?

PROBE: Anyone else?

SELECT ALL THAT APPLY

IF PERSON NAMED IS NOT ON THE ROSTER, PRESS CTRL/P TO ADD A PERSON.

SC3b. [What is (his/her) first name?] CONFIRM SPELLING

SC3c. [What is (his/her) last name?] CONFIRM SPELLING

SC3d. [What is (his/her) relationship to {you/SP}?] PRESS F1 FOR HELP SCREEN

**CODES**

2	SPOUSE/PARTNER
3	DAUGHTER
4	SON
5	DAUGHTER-IN-LAW
6	SON-IN-LAW
7	STEPDAUGHTER
8	STEPSON
9	SISTER
10	BROTHER
11	SISTER-IN-LAW
12	BROTHER-IN-LAW
13	MOTHER
14	STEPMOTHER
15	MOTHER-IN-LAW
16	FATHER
17	STEPFATHER
18	FATHER-IN-LAW
19	GRANDDAUGHTER
20	GRANDSON
21	NIECE
22	NEPHEW
23	AUNT
24	UNCLE
25	COUSIN
26	STEPDAUGHTER'S SON/DAUGHTER
27	STEPSON'S SON/DAUGHTER
28	DAUGHTER-IN-LAW'S SON/DAUGHTER
29	SON-IN-LAW'S SON/DAUGHTER
30	BOARDER/RENTER
31	PAID AIDE/HOUSEKEEPER/EMPLOYEE
32	ROOMMATE
33	EX-WIFE/EX-HUSBAND
34	BOYFRIEND/GIRLFRIEND
35	NEIGHBOR
36	FRIEND
37	SOMEONE/SERVICE AT THE PLACE SP LIVES/LIVED
38	CO-WORKER
39	MINISTER, PRIEST, OR OTHER CLERGY
40	PSYCHIATRIST, PSYCHOLOGIST, COUNSELOR, OR THERAPIST
91	OTHER RELATIVE
92	OTHER NONRELATIVE

**PROGRAMMER INSTRUCTIONS:**

For each roster selection/addition at SC3, set HELPSWITHEATING flag = 1 (yes).

**BOX SC4****BOX SC4****NOT ON FILE**

If DECEASED flag=1 (YES), go to SC7PRE.

Otherwise, go to SC4.

**SC4****sc9eatslfoft****R9 SC4 HOW OFTEN EAT BY YOURSELF****DISPLAY INSTRUCTIONS:**

DISPLAY "by {yourself/{himself/herself}} and without help" IN BOLD UNDERLINED TEXT

**QUESTION TEXT:**

SHOW CARD SC2

In the last month when {you/SP} ate, how often did {you/{he/she}} do this by {yourself/{himself/herself}} and without help? Would you say most times, sometimes, rarely, or never?

**CODES**

- |   |            |         |
|---|------------|---------|
| 1 | MOST TIMES |         |
| 2 | SOMETIMES  |         |
| 3 | RARELY     |         |
| 4 | NEVER      | BOX SC6 |
|   | REFUSED    | BOX SC6 |
|   | DON'T KNOW | BOX SC6 |

---

**SC5**

**sc9eatslf dif**

R9 SC5 DIFFICULTY EATING BY SELF

**DISPLAY INSTRUCTIONS:**

If SC1 = 1 (used adapted utensils), display “when {you/SP} used adapted utensils,”.

DISPLAY "by {yourself/{himself/herself}} and without help" IN BOLD UNDERLINED TEXT

**QUESTION TEXT:**

In the last month, {when {you/SP} used adapted utensils,} how much difficulty did {you/{he/she}} have eating by {yourself/{himself/herself}} and without help? Would you say none, a little, some, or a lot?

**CODES**

- |   |            |
|---|------------|
| 1 | NONE       |
| 2 | A LITTLE   |
| 3 | SOME       |
| 4 | A LOT      |
|   | REFUSED    |
|   | DON'T KNOW |

---

**BOX SC6**

**BOXSC6**

NOT ON FILE

If SC3 = 2 (no help with eating) and SC5 = 1 (no difficulty eating), go to SC7PRE.

Otherwise, go to SC6.

---

**SC6**

**sc9eatwout**

R9 SC6 GO WOUT EAT BECSE NO HELP

**DISPLAY INSTRUCTIONS:**

If SC4 = 4 (never ate by self w/out help), display “no one was there to help”

Otherwise, display “it was too difficult to feed {yourself/{himself/herself}}”.

**QUESTION TEXT:**

In the last month, did {you/SP} ever go without eating because {no one was there to help/it was too difficult to feed {yourself/{himself/herself}}?

**CODES**

1	YES
2	NO
	REFUSED
	DON'T KNOW

**SC7PRE****SC7PRE**

NOT ON FILE

**DISPLAY INSTRUCTIONS:**

If DECEASED flag = 1 (YES), display "SP got".  
Otherwise, display "you get/SP gets".

Now I have a few questions about how {{you get/SP gets}}/SP got} cleaned up.

PRESS 1 AND ENTER TO CONTINUE

**SC7****sc9showrbat1**

R9 SC7 SP SHOWERED

**sc9showrbat2**

R9 SC7 SP TOOK BATHS IN A TUB

**sc9showrbat3**

R9 SC7 SP WASHED SOME OTHR WAY

**DISPLAY INSTRUCTIONS:**

If DECEASED flag = 1 (YES), display "of {his/her} life" and "{he/she} took".

Otherwise, display "you take/{he/she} takes".

**QUESTION TEXT:**

In the last month {of {his/her} life}, how did {you/SP} usually clean {yourself/himself/herself} up? By taking a shower, bathing in a tub, or washing up some other way?

IF NEEDED: Do not include whirlpool baths {you take/{he/she} takes}/{he/she} took} for therapy.

SELECT ALL THAT APPLY

**CODES****Code All That Apply**

1	SHOWERED
2	TOOK BATHS IN A TUB
3	WASHED UP SOME OTHER WAY
	REFUSED
	DON'T KNOW

**PROGRAMMER INSTRUCTIONS:**

If SC7 = 1 (showered) and SC7 ≠ 2 (took baths) and SC7 ≠ 3 (washed up), set SHOWERING flag = 1 (yes).  
If SC7 = 2 (took baths) and SC7 ≠ 1 (showered) and SC7 ≠ 3 (washed up), set TAKINGBATHS flag = 1 (yes).  
If SC7 = 3 (washed up) and SC7 ≠ 1 (showered) and SC7 ≠ 2 (took baths), set WASHINGUP flag = 1 (yes).

**BOX SC7A****BOX SC4A**

NOT ON FILE

If DECEASED flag = 1 (YES) and SC7 = 1 (SHOWERED), 2 (BATHS), or 3 (WASH OTHER WAY), go to SC7A.

Else if DECEASED flag <> 1 (YES) and more than one response to SC7, go to SC8.

Else if DECEASED flag <> 1 (YES) and only one response at SC7, go to BOX SC9.

Otherwise, if SC7 = RF or DK, go to SC16PRE.

**SC7A****sc9bdevdec**

R9 SC7A USE BATH DEVICE IN LML



**DISPLAY INSTRUCTIONS:**

If SC7=1 display “showering”.

If SC7=2 display “bathing”.

If SC7=3 display “washing up”.

If more than one answer displayed, separate by “or”.

**QUESTION TEXT:**

In the last month of {his/her} life, did {SP} ever use grab bars or a shower or tub seat when {showering/bathing/washing up}?

IF NEEDED: A grab bar is designed to help you steady yourself. It may be attached to the wall or built into the shower or tub. A shower or tub seat is a chair, stool, or bench used in the shower or bathtub. Some seats are placed in the shower or tub, others are built in.

**CODES**

- |   |            |
|---|------------|
| 1 | YES        |
| 2 | NO         |
|   | REFUSED    |
|   | DON'T KNOW |

**SC8****sc9prfrshbth**

R9 SC8 PREFER SHOWR BATH OR OTHR

**DISPLAY INSTRUCTIONS:**

If SC7 = 1 (showered), display “showering” and response option 1.

If SC7 = 2 (took baths), display “taking baths” and response option 2.

If SC7 = 3 (washed up), display “washing up some other way” and response option 3.

Display “or” between methods of cleaning up.

**QUESTION TEXT:**

In the last month, which did {you/SP} do most often: {showering / taking baths / washing up some other way}?

**CODES**

- |   |                           |
|---|---------------------------|
| 1 | SHOWERING                 |
| 2 | TAKING BATHS              |
| 3 | WASHING UP SOME OTHER WAY |

**PROGRAMMER INSTRUCTIONS:**

If SC8 = 1 (showering), set SHOWERING flag = 1 (yes).

If SC8 = 2 (taking baths), set TAKINGBATHS flag = 1 (yes).

If SC8 = 3 (washing up), set WASHINGUP flag = 1 (yes).

**BOX SC9****BOXSC9**

NOT ON FILE

If BATHGRABBAR = 1 (yes) and [SHOWERING flag = 1 (yes) or TAKINGBATHS flag = 1 (yes)], go to SC9.

Otherwise, go to BOX SC10.

**SC9****sc9scusgrbrs**

R9 SC9 HOW OFTEN USE GRAB BARS

**DISPLAY INSTRUCTIONS:**

If SHOWERING flag = 1 (yes), display “showered”.

If TAKINGBATHS flag = 1 (yes), display “took a bath”.

**QUESTION TEXT:**

SHOW CARD SC3

In the last month, did {you/SP} use grab bars every time {you/{he/she}} {showered/ took a bath}, most times, sometimes, rarely, or never?

IF NEEDED: A grab bar is designed to help you steady yourself. It may be attached to the wall or built into the shower or tub. Do not include towel racks.

**CODES**

- 1 EVERY TIME
- 2 MOST TIMES
- 3 SOMETIMES
- 4 RARELY
- 5 NEVER
- REFUSED
- DON'T KNOW

**BOX SC10****BOXSC10**

NOT ON FILE

If BATHSEAT flag = 1 (yes) and [SHOWERING flag = 1 (yes) or TAKINGBATHS flag = 1 (yes)], go to SC10.

Otherwise, go to SC11.

**SC10****sc9shtubseat**

R9 SC10 OFTN USE SHOWR TUB SEAT

**DISPLAY INSTRUCTIONS:**

If SHOWERING flag = 1 (yes), display “showered”.

If TAKINGBATHS flag = 1 (yes), display “took a bath”.

**QUESTION TEXT:**

SHOW CARD SC3

In the last month, did {you/SP} use the shower or tub seat every time {you/{he/she}} {showered/ took a bath}, most times, sometimes, rarely, or never?

IF NEEDED: A shower or tub seat is a chair, stool, or bench used in the shower or bathtub. Some seats are placed in the shower or tub, others are built in.

**CODES**

- 1 EVERY TIME
- 2 MOST TIMES
- 3 SOMETIMES
- 4 RARELY
- 5 NEVER
- REFUSED
- DON'T KNOW

**SC11****sc9bathhlp**

R9 SC11 ANYN HLP SHOWR BATH OTHR

**DISPLAY INSTRUCTIONS:**

If SC7 = 1 (showered) or SHOWERING flag = 1 (YES), display “shower”.

If SC7 = 2 (took baths) or TAKINGBATHS flag = 1 (YES), display “take a bath”.

If SC7 = 3 (washed up) or WASHINGUP flag = 1 (YES), display “wash up”.

If more than one answer displayed, separate by “or”.

If FACILITY flag = 1 (YES), display “a staff person from the place where {you live/{he/she} {lives/lived}}”.  
 If DECEASED flag = 1 (YES), display “of {his/her} life” and “lived”.  
 Otherwise, display “lives”.

**QUESTION TEXT:**

In the last month {of {his/her} life}, did anyone ever help {you/SP} {shower/ take a bath/wash up}?

IF NEEDED: This includes family, friends, {a staff person from the place where {you live/{he/she} {lives/lived}}, or someone paid to help {you/{him/her}}.

**CODES**

1 YES  
 2 NO  
 REFUSED  
 DON'T KNOW

**BOX SC11A**

**BOX SC11A**

**NOT ON FILE**

If SC11=1 (YES), go to SC11a.

Else if DECEASED flag=1 (YES), go to SC16PRE.

Otherwise, go to SC13.

**SC11A**

**op9bathhlp**

R9 SC11A HELPS SP WITH BATHING

**op9relatnshp**

R9 RELASHIP TO SP UPDATE AND NEW

**DISPLAY INSTRUCTIONS:**

If SHOWERING flag = 1 (yes), display “shower”.  
 If TAKINGBATHS flag = 1 (yes), display “take a bath”.  
 If WASHINGUP flag = 1 (yes), display “wash up”.

Display HELPER RELATIONSHIP CODES.

Display PERSON ROSTER with FIRST NAME, LAST NAME, and RELATIONSHIP TO SP. Allow entry for FIRST NAME, LAST NAME, and RELATIONSHIP TO SP fields.

If FACILITY flag = 1 (YES) or RETIREMENTCOMMUNITY flag = 1 (YES), display SERVICE/SOMEONE FROM THE PLACE SP LIVES/DIED on the PERSON ROSTER.

Display "first" and "last" in underlined text.

**QUESTION TEXT:**

Who helped {you/SP} {shower/take a bath/wash up}?

PROBE: Anyone else?

SELECT ALL THAT APPLY

IF PERSON NAMED IS NOT ON THE ROSTER, PRESS CTRL/P TO ADD A PERSON.

SC11b. [What is (his/her) first name?] CONFIRM SPELLING

SC11c. [What is (his/her) last name?] CONFIRM SPELLING

SC11d. [What is (his/her) relationship to {you/SP}?] PRESS F1 FOR HELP SCREEN

**CODES**

2 SPOUSE/PARTNER  
 3 DAUGHTER

4	SON
5	DAUGHTER-IN-LAW
6	SON-IN-LAW
7	STEPDAUGHTER
8	STEPSON
9	SISTER
10	BROTHER
11	SISTER-IN-LAW
12	BROTHER-IN-LAW
13	MOTHER
14	STEPMOTHER
15	MOTHER-IN-LAW
16	FATHER
17	STEPFATHER
18	FATHER-IN-LAW
19	GRANDDAUGHTER
20	GRANDSON
21	NIECE
22	NEPHEW
23	AUNT
24	UNCLE
25	COUSIN
26	STEPDAUGHTER'S SON/DAUGHTER
27	STEPSON'S SON/DAUGHTER
28	DAUGHTER-IN-LAW'S SON/DAUGHTER
29	SON-IN-LAW'S SON/DAUGHTER
30	BOARDER/RENTER
31	PAID AIDE/HOUSEKEEPER/EMPLOYEE
32	ROOMMATE
33	EX-WIFE/EX-HUSBAND
34	BOYFRIEND/GIRLFRIEND
35	NEIGHBOR
36	FRIEND
37	SOMEONE/SERVICE AT THE PLACE SP LIVES/LIVED
38	CO-WORKER
39	MINISTER, PRIEST, OR OTHER CLERGY
40	PSYCHIATRIST, PSYCHOLOGIST, COUNSELOR, OR THERAPIST
91	OTHER RELATIVE
92	OTHER NONRELATIVE

**PROGRAMMER INSTRUCTIONS:**

For each roster selection/addition at SC11, set HELPSWITHBATHING flag = 1 (YES).

---

**BOX SC12**

**BOX SC12**

NOT ON FILE

If DECEASED flag = 1 (YES), go to SC16PRE.

Otherwise, go to SC12.

---

**SC12**

**sc9bathoft**

R9 SC12 HOW OFTEN BATHE YOURSELF

**DISPLAY INSTRUCTIONS:**

If SHOWERING flag = 1 (yes), display "showered".

If TAKINGBATHS flag = 1 (yes), display "took a bath".

If WASHINGUP flag = 1 (yes), display "washed up".

DISPLAY "by {yourself/{himself/herself}} and without help" IN BOLD UNDERLINED TEXT

**QUESTION TEXT:**

SHOW CARD SC2

In the last month, when {you/SP} {showered/ took a bath/ washed up}, how often did {you/{he/she}} do this by {yourself/{himself/herself}} and without help? Would you say most times, sometimes, rarely, or never?

**CODES**

1	MOST TIMES	
2	SOMETIMES	
3	RARELY	
4	NEVER	SC14
	REFUSED	SC14
	DON'T KNOW	SC14

---

**SC13**

**sc9bathdif**

R9 SC13 DIFF USING BARS OR SEATS

**DISPLAY INSTRUCTIONS:**

If SC9 = 1, 2, 3, or 4 (used bath grab bars every time, most times, sometimes, or rarely) or SC10 = 1, 2, 3, or 4 (used bath seat every time, most times, sometimes, or rarely), display "{when {you/SP} used {your/{his/her}}}".

If SC9 = 1, 2, 3, or 4 and SC10 = 1, 2, 3, or 4, display "grab bars or shower or tub seat".

Else if SC9 = 1, 2, 3, or 4, display "grab bars".

Else if SC10 = 1, 2, 3, or 4, display "shower or tub seat".

If SHOWERING flag = 1 (yes), display "showering".

If TAKINGBATHS flag = 1 (yes), display "taking a bath".

If WASHINGUP flag = 1 (yes), display "washing up".

If SC9 = 1, 2, 3, or 4, display "A grab bar is designed to help you steady yourself. It may be attached to the wall or built into the shower or tub. Do not include towel racks."

If SC10 = 1, 2, 3, or 4, display "A shower or tub seat includes a chair, stool, or bench used in the shower or bathtub. Some seats are placed in the shower or tub, others are built in."

DISPLAY "by {yourself/{himself/herself}} and without help" IN BOLD UNDERLINED TEXT

**QUESTION TEXT:**

In the last month, {when {you/SP} used {your/{his/her}}}{grab bars/shower or tub seat/grab bars or shower or tub seat} how much difficulty did {you/{he/she}} have {showering/ taking a bath/ washing up} by {yourself/{himself/herself}} and without help? Would you say none, a little, some, or a lot?

IF NEEDED: {A grab bar is designed to help you steady yourself. It may be attached to the wall or built into the shower or tub. Do not include towel racks.} {A shower or tub seat includes a chair, stool, or bench used in the shower or bathtub. Some seats are placed in the shower or tub, others are built in.}

**CODES**

1	NONE
2	A LITTLE
3	SOME
4	A LOT

REFUSED  
DON'T KNOW

---

**SC14**

**sc9bathyrgo**

R9 SC14 BATHE MRE OFT THN YR AGO

**DISPLAY INSTRUCTIONS:**

If SHOWERING flag = 1 (yes), display “shower”.  
If TAKINGBATHS flag = 1 (yes), display “take baths”.  
If WASHINGUP flag = 1 (yes), display “wash up”.

DISPLAY "a year ago" IN BOLD UNDERLINED TEXT

**QUESTION TEXT:**

Compared to a year ago, {do you/does SP} now {shower/ take baths/ wash up} more often, less often, or about the same?

**CODES**

1 MORE OFTEN  
2 LESS OFTEN  
3 SAME  
REFUSED  
DON'T KNOW

---

**BOX SC15**

**BOXSC15**

NOT ON FILE

If SC11 = 2 (no help cleaning up) and SC13 = 1 (no difficulty cleaning up), go to SC16PRE.

Otherwise go to SC15.

---

**SC15**

**sc9bathwout**

R9 SC15 EVER GO WITHOUT WASHING

**DISPLAY INSTRUCTIONS:**

If SC12 = 4 (never cleaned up by self), display “no one was there to help”.  
Otherwise, display “it was too difficult to do that by {yourself/{himself/herself}}”.

If SHOWERING flag = 1 (yes), display “showering”.  
If TAKINGBATHS flag = 1 (yes), display “taking a bath”.  
If WASHINGUP flag = 1 (yes), display “washing up”.

**QUESTION TEXT:**

In the last month, did {you/SP} ever go without {showering/ taking a bath/ washing up} because {no one was there to help /it was too difficult to do that by {yourself/{himself/herself}}}?

**CODES**

1 YES  
2 NO  
REFUSED  
DON'T KNOW

---

**SC16PRE**

**SC16PRE**

NOT ON FILE

**QUESTION TEXT:**

Now I have a few questions about using the toilet.

IF NEEDED: These questions may seem a bit personal, but they are very important for research on aging and health trends.

PRESS 1 AND ENTER TO CONTINUE

## SC16

sc9usvartoi1

R9 SC16 SP USED PORTABLE COMMODE

sc9usvartoi2

R9 SC16 SP USED PADS UNDERGMT

sc9usvartoi3

R9 SC16 USED GRABBARS FR TOILET

sc9usvartoi4

R9 SC16 USED RAISED TOILET SEAT

### DISPLAY INSTRUCTIONS:

Use "Same Question Stem" display

DISPLAY "In the last month" IN BOLD UNDERLINED TEXT

If at SC16a, do not display question text in brackets.  
Otherwise, display question text in brackets.

For SC16a, if IS3 = 1 (SP is male), display “, portable urinal”.  
For SC16d, if IS3 = 1 (SP is male), display “, portable urinals”.

If TOILETGRABBAR flag = 1 (yes) or DECEASED flag=1 (YES), display variable text {c}.  
If RAISEDTOILET flag = 1 (yes) or DECEASED flag=1 (YES), display variable text {d}.

If DECEASED flag = 1 (YES), display “of {his/her} life” and “did SP ever use”.  
Otherwise, display “{have you/has SP} ever used”.

### QUESTION TEXT:

{[[]]In the last month {of {his/her} life}, {[have you/has SP} ever used]/{did SP ever use}{[]}}

{variable text [a-d]}

RESPONSE [1] a. a portable commode { portable urinal,} or bedpan?

RESPONSE [2] b. disposable pads or undergarments to help prevent accidentally wetting or soiling  
{your/{his/her}} clothes?

{RESPONSE [3] c. grab bars around the toilet?

IF NEEDED: A grab bar is designed to help you steady yourself. It may be attached to the wall or part of a frame that goes over the toilet. Do not include towel racks.}

{RESPONSE [4] d. a raised toilet or raised toilet seat?

IF NEEDED: This includes a toilet seat that is elevated higher than usual, either because the toilet or the seat is raised, or a seat with arms that fits over the toilet. Do not include portable commodes {portable urinals,} or bedpans.}

### CODES

- |   |            |
|---|------------|
| 1 | YES        |
| 2 | NO         |
|   | REFUSED    |
|   | DON'T KNOW |

### PROGRAMMER INSTRUCTIONS:

Array the responses and variable text columns in the panel.

Display 'variable text' in the a-d sequence until all rows have been displayed.

## SC17

sc9toilhp

R9 SC17 ANYON HLP YOU USE TOILET

### DISPLAY INSTRUCTIONS:

If FACILITY flag = 1 (YES), display “a staff person from the place where {you live/{he/she} {lives/lived}}”.

If DECEASED flag = 1 (YES), display “of {his/her} life” and “lived”.  
Otherwise, display “lives”.

**QUESTION TEXT:**

In the last month {of {his/her} life}, did anyone ever help {you/SP} use the toilet?  
IF NEEDED: This includes family, friends, {a staff person from the place where {you live/{he/she} {lives/lived}}, or someone paid to help {you/{him/her}}.

**CODES**

1	YES
2	NO
	REFUSED
	DON'T KNOW

---

**BOX SC17A**

**BOX SC171**

NOT ON FILE

If SC17 = 1 (YES), go to SC17A.

Else if DECEASED flag = 1 (YES), go to SC21PRE.

Otherwise, go to SC19.

---

**SC17A**

**op9toilhlp**

R9 SC17A HELPS SP WITH TOILETING

**op9relatnshp**

R9 RELASHIP TO SP UPDATE AND NEW

**DISPLAY INSTRUCTIONS:**

Display HELPER RELATIONSHIP CODES.

Display PERSON ENTRY with FIRST NAME, LAST NAME, and RELATIONSHIP TO SP. Allow entry for FIRST NAME, LAST NAME, and RELATIONSHIP TO SP fields.

If FACILITY flag = 1 (YES) or RETIREMENTCOMMUNITY flag = 1 (YES), display SERVICE/SOMEONE FROM THE PLACE SP LIVES/DIED on the PERSON ROSTER.

Display "first" and "last" in underlined text

**QUESTION TEXT:**

Who helped {you/SP} use the toilet?

PROBE: Anyone else?

SELECT ALL THAT APPLY

IF PERSON NAMED IS NOT ON THE ROSTER, PRESS CTRL/P TO ADD A PERSON.

SC17b. [What is (his/her) first name?] CONFIRM SPELLING

SC17c. [What is (his/her) last name?] CONFIRM SPELLING

SC17d. [What is (his/her) relationship to {you/SP}?] [PRESS F1 FOR HELP SCREEN]

**CODES**

2	SPOUSE/PARTNER
3	DAUGHTER
4	SON
5	DAUGHTER-IN-LAW
6	SON-IN-LAW
7	STEPDAUGHTER
8	STEPSON



9	SISTER
10	BROTHER
11	SISTER-IN-LAW
12	BROTHER-IN-LAW
13	MOTHER
14	STEPMOTHER
15	MOTHER-IN-LAW
16	FATHER
17	STEPFATHER
18	FATHER-IN-LAW
19	GRANDDAUGHTER
20	GRANDSON
21	NIECE
22	NEPHEW
23	AUNT
24	UNCLE
25	COUSIN
26	STEPDAUGHTER'S SON/DAUGHTER
27	STEPSON'S SON/DAUGHTER
28	DAUGHTER-IN-LAW'S SON/DAUGHTER
29	SON-IN-LAW'S SON/DAUGHTER
30	BOARDER/RENTER
31	PAID AIDE/HOUSEKEEPER/EMPLOYEE
32	ROOMMATE
33	EX-WIFE/EX-HUSBAND
34	BOYFRIEND/GIRLFRIEND
35	NEIGHBOR
36	FRIEND
37	SOMEONE/SERVICE AT THE PLACE SP LIVES/LIVED
38	CO-WORKER
39	MINISTER, PRIEST, OR OTHER CLERGY
40	PSYCHIATRIST, PSYCHOLOGIST, COUNSELOR, OR THERAPIST
91	OTHER RELATIVE
92	OTHER NONRELATIVE

**PROGRAMMER INSTRUCTIONS:**

For each roster selection/addition at SC17, set HELPSWITHTOILETING flag = 1 (YES).

---

**BOX SC18**

**BOX SC18**

**NOT ON FILE**

If DECEASED flag = 1 (YES), go to SC21PRE

Otherwise, go to SC18.

---

**SC18**

**sc9toiloft**

**R9 SC18 OFTEN USE TOILET BY SELF**

**DISPLAY INSTRUCTIONS:**

DISPLAY "by {yourself/{himself/herself}} and without help" IN BOLD UNDERLINED TEXT

**QUESTION TEXT:**

SHOW CARD SC2

In the last month, when {you/SP} used the toilet, how often did {you/{he/she}} do this by {yourself/{himself/herself}} and without help? Would you say most times, sometimes, rarely, or never?

**CODES**

1	MOST TIMES	
2	SOMETIMES	
3	RARELY	
4	NEVER	SC20
	REFUSED	SC20
	DON'T KNOW	SC20

**SC19****sc9toildif**

R9 SC19 DIFFICUTY TOILETING SELF

**DISPLAY INSTRUCTIONS:**

If SC16c = 1 (used toilet grab bars) or SC16d = 1 (used raised toilet), display “when {you/SP} used the {grab bars/raised toilet or raised toilet seat/grab bars or raised toilet or raised toilet seat},”.

If SC16c = 1 (used toilet grab bars) and SC16d = 1 (used raised toilet), display “grab bars or raised toilet or raised toilet seat”

Else if SC16c = 1 (used toilet grab bars), display “grab bars”.

Else if SC16d = 1 (used raised toilet), display “raised toilet or raised toilet seat”.

DISPLAY "by {yourself/{himself/herself}} and without help" IN BOLD UNDERLINED TEXT

**QUESTION TEXT:**

In the last month, {when {you/SP} used the} {grab bars/raised toilet or raised toilet seat/grab bars or raised toilet or raised toilet seat}, how much difficulty did {you/{he/she}} have using the toilet by {yourself/{himself/herself}} and without help? Would you say none, a little, some, or a lot?

**CODES**

1	NONE
2	A LITTLE
3	SOME
4	A LOT
	REFUSED
	DON'T KNOW

**BOX SC20****BOXSC20**

NOT ON FILE

If SC17 = 2 (no help) and SC19 = 1 (no difficulty), go to SC21PRE.

Otherwise go to SC20.

**SC20****sc9toilwout**

R9 SC20 ACCIDENT WET SOIL CLTHES

**DISPLAY INSTRUCTIONS:**

If SC18 = 4 (never used toilet by self), display “no one was there to help {you/{him/her}} get to or use the toilet”.

Otherwise, display “it was too difficult to get to or use the toilet by {yourself/{himself/herself}}”.

**QUESTION TEXT:**

In the last month, did {you/SP} ever accidentally wet or soil {your/{his/her}} clothes because {no one was there to help {you/{him/her}} get to or use the toilet/it was too difficult to get to or use the toilet by {yourself/{himself/herself}}?

**CODES**

- 1 YES
- 2 NO
- REFUSED
- DON'T KNOW

**SC21PRE****SC21PRE**

NOT ON FILE

**DISPLAY INSTRUCTIONS:**

If DECEASED flag = 1 (YES), display “a person”.

Otherwise, display “{you/SP}”.

**QUESTION TEXT:**

The next few questions are about getting dressed. By getting dressed we mean changing out of the clothes {you/SP}/a person} slept in.

PRESS 1 AND ENTER TO CONTINUE

**SC21****sc9dresoft**

R9 SC21 OFTEN YOU GET DRESSED

**DISPLAY INSTRUCTIONS:**

If DECEASED flag = 1 (YES), display “of {his/her} life”.

**QUESTION TEXT:**

SHOW CARD SC4

In the last month {of {his/her} life}, did {you/SP} get dressed every day, most days, some days, rarely, or never?

**CODES**

- 1 EVERY DAY (7 DAYS A WEEK)
- 2 MOST DAYS (5-6 DAYS A WEEK)
- 3 SOME DAYS (2-5 DAYS A WEEK)
- 4 RARELY (ONCE A WEEK OR LESS)
- 5 NEVER
- REFUSED
- DON'T KNOW

**BOX SC22****BOX SC22**

NOT ON FILE

If SC21=1, 2, 3 or 4, go to SC22.

Else if DECEASED flag = 1 (YES), go to Section DS – Duration of Self Care Activities

Otherwise, go to Box SC27.

**SC22****sc9dresdev**

R9 SC22 USE SPECL ITEMS TO DRESS

**DISPLAY INSTRUCTIONS:**

If DECEASED flag = 1 (YES), display “of {his/her} life”.

**QUESTION TEXT:**

In the last month {of {his/her} life}, did {you/SP} use any special items to get dressed, such as a button hook, reacher or grabber, or clothes that are designed to get on and off easily?

**CODES**

- |   |            |
|---|------------|
| 1 | YES        |
| 2 | NO         |
|   | REFUSED    |
|   | DON'T KNOW |

**SC23****sc9dreshlp**

R9 SC23 ANYONE HELP GET DRESSED

**DISPLAY INSTRUCTIONS:**

If IS3 = 2 (SP is female), display “or bra”.

DISPLAY "In the last month" IN BOLD UNDERLINED TEXT

If FACILITY flag = 1 (YES), display “a staff person from the place where {you live/{he/she} {lives/lived},”.

If DECEASED flag = 1 (YES), display “of {his/her} life” and “lived”.

Otherwise, display “lives”.

**QUESTION TEXT:**

In the last month {of {his/her} life}, did anyone ever help {you/SP} get dressed, for instance, by getting clothing over {your/{his/her}} head, helping with clothing behind {your/{his/her}} back like a belt {or bra}, or helping {you/{him/her}} put on socks or shoes?

IF NEEDED: This includes family, friends, {a staff person from the place where {{you live/{he/she} {lives/lived}},} or someone paid to help {you/{him/her}}.

**CODES**

- |   |            |
|---|------------|
| 1 | YES        |
| 2 | NO         |
|   | REFUSED    |
|   | DON'T KNOW |

**BOX SC23A****BOX SC23A**

NOT ON FILE

If SC23 = 1 (YES), go to SC23A.

Else if DECEASED flag = 1 (YES), go to Section DS – Duration of Self Care Activities.

Otherwise, go to SC25.

**SC23A****op9dreshlp**

R9 SC23A HELPS SP WITH DRESSING

**op9relatnshp**

R9 RELASHIP TO SP UPDATE AND NEW

**DISPLAY INSTRUCTIONS:**

Display HELPER RELATIONSHIP CODES.

Display PERSON ROSTER with FIRST NAME, LAST NAME, and RELATIONSHIP TO SP. Allow entry for FIRST NAME, LAST NAME, and RELATIONSHIP TO SP fields.

If FACILITY flag = 1 (YES) or RETIREMENTCOMMUNITY flag = 1 (YES), display SERVICE/SOMEONE FROM THE PLACE SP LIVES/DIED on the PERSON ROSTER.

Display "first" and "last" in bold underlined text.

**QUESTION TEXT:**

Who helped {you/SP} get dressed?

PROBE: Anyone else?

SELECT ALL THAT APPLY

IF PERSON NAMED IS NOT ON THE ROSTER, PRESS CTRL/P TO ADD A PERSON.

SC23b. [What is (his/her) first name?] CONFIRM SPELLING

SC23c. [What is (his/her) last name?] CONFIRM SPELLING

SC23d. [What is (his/her) relationship to {you/SP}?] PRESS F1 FOR HELP SCREEN

#### CODES

2	SPOUSE/PARTNER
3	DAUGHTER
4	SON
5	DAUGHTER-IN-LAW
6	SON-IN-LAW
7	STEPDAUGHTER
8	STEPSON
9	SISTER
10	BROTHER
11	SISTER-IN-LAW
12	BROTHER-IN-LAW
13	MOTHER
14	STEPMOTHER
15	MOTHER-IN-LAW
16	FATHER
17	STEPFATHER
18	FATHER-IN-LAW
19	GRANDDAUGHTER
20	GRANDSON
21	NIECE
22	NEPHEW
23	AUNT
24	UNCLE
25	COUSIN
26	STEPDAUGHTER'S SON/DAUGHTER
27	STEPSON'S SON/DAUGHTER
28	DAUGHTER-IN-LAW'S SON/DAUGHTER
29	SON-IN-LAW'S SON/DAUGHTER
30	BOARDER/RENTER
31	PAID AIDE/HOUSEKEEPER/EMPLOYEE
32	ROOMMATE
33	EX-WIFE/EX-HUSBAND
34	BOYFRIEND/GIRLFRIEND
35	NEIGHBOR
36	FRIEND
37	SOMEONE/SERVICE AT THE PLACE SP LIVES/LIVED
38	CO-WORKER
39	MINISTER, PRIEST, OR OTHER CLERGY
40	PSYCHIATRIST, PSYCHOLOGIST, COUNSELOR, OR THERAPIST
91	OTHER RELATIVE
92	OTHER NONRELATIVE

#### PROGRAMMER INSTRUCTIONS:

For each roster selection/addition at SC23, set HELPSWITHDRESSING flag = 1 (YES).

---

**BOX SC24**

**BOX SC24**

**NOT ON FILE**

If DECEASED flag = 1 (YES), go to Section DS – Duration of Self-Care Activities.

Otherwise, go to SC24.

---

**SC24****sc9dresslf****R9 SC24 OFTEN YOU DRESS YOURSELF****DISPLAY INSTRUCTIONS:**

DISPLAY "by {yourself/{himself/herself}} and without help" IN BOLD UNDERLINED TEXT

**QUESTION TEXT:**

SHOW CARD SC2

In the last month, when {you/SP} got dressed, how often did {you/{he/she}} do this by {yourself/{himself/herself}} and without help? Would you say most times, sometimes, rarely, or never?

**CODES**

- |   |            |      |
|---|------------|------|
| 1 | MOST TIMES |      |
| 2 | SOMETIMES  |      |
| 3 | RARELY     |      |
| 4 | NEVER      | SC26 |
|   | REFUSED    | SC26 |
|   | DON'T KNOW | SC26 |

---

**SC25****sc9dresdif****R9 SC25 DIF WHN US SP ITMS YRSLF****DISPLAY INSTRUCTIONS:**

If SC22 = 1 (yes, used special items), display “when {you/SP} used special items to help {you/{him/her}} get dressed,”.

DISPLAY "by {yourself/{himself/herself}} and without help" IN BOLD UNDERLINED TEXT

**QUESTION TEXT:**

In the last month, {when {you/SP} used special items to help {you/{him/her}} get dressed,} how much difficulty did {you/{he/she}} have getting dressed by {yourself/{himself/herself}} and without help? Would you say none, a little, some, or a lot?

**CODES**

- |   |            |
|---|------------|
| 1 | NONE       |
| 2 | A LITTLE   |
| 3 | SOME       |
| 4 | A LOT      |
|   | REFUSED    |
|   | DON'T KNOW |

---

**SC26****sc9dresyrgo****R9 SC26 HOW OFTN YOU GET DRESSED****DISPLAY INSTRUCTIONS:**

DISPLAY "a year ago" IN BOLD UNDERLINED TEXT

**QUESTION TEXT:**

Compared to a year ago, {do you/does SP} now get dressed more often, less often, or about the same?

**CODES**

- |   |            |
|---|------------|
| 1 | MORE OFTEN |
| 2 | LESS OFTEN |
| 3 | SAME       |
|   | REFUSED    |
|   | DON'T KNOW |

**BOX SC27****BOXSC27**

NOT ON FILE

If SC23 = 2 (did not get help) and SC25 = 1 (no difficulty), go to Section DS – Duration of Self Care Accommodations.

Otherwise go to SC27.

**SC27****sc9dreswout**

R9 SC27 GO WITHOUT GTTNG DRESSED

**DISPLAY INSTRUCTIONS:**

If SC24 = 4 (never dressed by self), display “there was no one there to help”.

Otherwise, display “it was too difficult to dress by {yourself/{himself/herself}}”.

**QUESTION TEXT:**

In the last month, did {you/SP} ever go without getting dressed because {there was no one there to help /it was too difficult to dress by {yourself/{himself/herself}}?

**CODES**

- |   |            |
|---|------------|
| 1 | YES        |
| 2 | NO         |
|   | REFUSED    |
|   | DON'T KNOW |

**PROGRAMMER INSTRUCTIONS:**

Go to Section DS – Duration of Self Care Accommodations

**Derived Variables from Items in SC Section**

<b>sc9deatdevi</b>	R9 D USES DEVICES WHILE EATING
<b>sc9deathelp</b>	R9 D HAS HELP EATING
<b>sc9deatsfdf</b>	R9 D DIFF EATING BY SELF WO HELP
<b>sc9dbathdevi</b>	R9 D USES DEVICES WHILE BATHING
<b>sc9dbathhelp</b>	R9 D HAS HELP WHILE BATHING
<b>sc9dbathsfdf</b>	R9 D DIFF BATHING SELF NO HELP
<b>sc9dtoildevi</b>	R9 D USES DEVICES WHILE TOILETING
<b>sc9dtoilhelp</b>	R9 D HAS HELP WHILE TOILETING
<b>sc9dtoilsfdf</b>	R9 D DIFF LEVEL TOILETING SELF

<b>sc9ddresdevi</b>	R9 D USES DEVICES WHILE DRESSING
<b>sc9ddreshelp</b>	R9 D HAS HELP WHILE DRESSING
<b>sc9ddressfdf</b>	R9 D DIFF LEVEL DRESSING SELF

<b>Flag variables set in SC Section</b>	
<b>fl9showering</b>	R9 F SC SP USES SHOWER
<b>fl9takingbth</b>	R9 F SC SP TAKES BATHS
<b>fl9washingup</b>	R9 F SC SP WASHES OTHER WAY



## NHATS Round 9

Section DS [DURATION OF SELF-CARE ACCOMMODATIONS]

Sequence: 23

BOX DS1

BOX DS1

NOT ON FILE

If DECEASED flag = 1 (YES) and (LAST INT Status = 64 or 61), go to Section PA Participation.  
Else if (LAST INT Status=64), go to Section MC – Medical Care Activities.

Else if DECEASED flag=1 (YES) and [Combined MONTH OF DEATH and YEAR OF DEATH = Combined LAST INT interview month and LAST INT interview year or the month after the LAST INT interview month and LAST INT interview year (LAST INT interview month+1) or Month of Death=DK or RF], go to Section PA – Participation.

Else if [LAST INT SC3, SC11, SC17, and SC23 <> 1 (YES)] and [CURRENT INT SC3, SC11, SC17, or SC23 = 1 (YES)], go to DS3C.

Else if [LAST INT SC3, SC11, SC17, or SC23 = 1 (YES)] and [CURRENT INT SC3, SC11, SC17, and SC23 <> 1 (YES)], go to DS3D.

Else if [LAST INT SC3, SC11, SC17, or SC23 = 1 (YES)] and [CURRENT INT SC3, SC11, SC17 or SC23 = 1 (YES)], go to DS3E.

Otherwise, go to DS1.

DS1

ds9gethlpeat

R9 DS1 GET HELP WITH EATING, ETC

### DISPLAY INSTRUCTIONS:

If DECEASED flag = 1 (YES), display "Between {LAST INT MONTH AND YEAR} and {MONTH AND YEAR SP DIED}"

Otherwise, display "Since {LAST INT MONTH AND YEAR}".

### QUESTION TEXT:

{Between {LAST INT MONTH AND YEAR} and {MONTH AND YEAR SP DIED}}/Since {LAST INT MONTH AND YEAR}}, did {you/SP} ever get help with eating, getting cleaned up, using the toilet, or getting dressed?

### CODES

1	YES	
2	NO	BOX DS4
	REFUSED	BOX DS4
	DON'T KNOW	BOX DS4

DS3C

ds9helpstmo

R9 DS3C MONTH SELF CARE HLP START

### DISPLAY INSTRUCTIONS:

If DECEASED flag = 1 (YES), display "of {his/her} life".

If DS1 = 1 (YES), do not display first sentence and display "any of these activities".

Otherwise, display question intro according to the following instructions:

If CURRENT INT SC3 = 1 (YES), display "eating".

If CURRENT INT SC11 = 1 (YES), display "getting cleaned up".

If CURRENT INT SC17 = 1 (YES), display "using the toilet".

If CURRENT INT SC23 = 1 (YES), display "getting dressed".

If more than one activity displayed, display "and" between each one and "any of these activities".

Otherwise, if only one activity displayed, display "that".

Display "first" in bold and underlined text.

Display “MONTH” in underlined text.

**QUESTION TEXT:**

{In the last month {of {his/her} life}, {you/SP} got help with {eating} {getting cleaned up} {using the toilet} {getting dressed}, and in {LAST INT MONTH AND YEAR}, {you were/SP was} not getting this help.}

In what month and year since {LAST INT MONTH AND YEAR}, did {you/SP} first get help with {that/any of these activities}?

ENTER MONTH

IF LAST INTERVIEW INFORMATION INCORRECT, ENTER 90

**ENTER NUMBER**

Range	1 to 12
REFUSED	BOX DS4
DON'T KNOW	BOX DS3D

**PROGRAMMER INSTRUCTIONS:**

Hard range: 1-12 and 90

If DS3c=90, go to BOX DS4

---

**DS3C1**

**ds9helpstyr**

R9 DS3C1 YEAR SELF CARE HELP STARTED

**DISPLAY INSTRUCTIONS:**

Display “4-DIGIT YEAR” in underlined text.

**QUESTION TEXT:**

In what month and year since {LAST INT MONTH AND YEAR}, did {you/SP} first get help with {that/any of these activities}?

ENTER 4-DIGIT YEAR

**ENTER NUMBER**

REFUSED  
DON'T KNOW

**PROGRAMMER INSTRUCTIONS:**

Soft Range: CURRENT YEAR -1 to CURRENT YEAR

Hard Range: R1 INT YEAR to CURRENT YEAR

Combined month and year cannot be before date of last interview. If date is before date of last interview, display error message #15.

---

**BOX DS3D**

**BOX DS3D**

NOT ON FILE

If [LAST INT SC3, SC11, SC17, and SC23 <> 1 (YES)] and [CURRENT INT SC3, SC11, SC17, or SC23 = 1 (YES)] go to BOX DS4.

Otherwise, go to DS3D.

---

**DS3D**

**ds9helpendmo**

R9 DS3D MONTH SELF CARE HELP ENDED

**DISPLAY INSTRUCTIONS:**

If DECEASED flag = 1 (YES), display "of {his/her} life".

If DS1 = 1 (YES), do not display first sentence and display "any of these activities".

Otherwise display question intro according to the following instructions:

If LAST INT SC3 = 1 (YES), display "eating".

IF LAST INT SC11 = 1 (YES), display "getting cleaned up". IF LAST INT SC17 = 1 (YES), display "using the toilet".

If LAST INT SC23 = 1 (YES), display "getting dressed".

If more than one activity displayed, display "and" between each one and "any of these activities". Otherwise if only one activity displayed, display "that".

Display "last" in the phrase "last get help" in bold underlined text.

Display "MONTH" in underlined text.

**QUESTION TEXT:**

{In {LAST INT MONTH AND YEAR}, {you/SP} got help with {eating}{getting cleaned up}{using the toilet}  
{getting dressed} and in the last month {of {his/her} life}, {you were/{he/she} was} not getting this help.}

In what month and year since {LAST INT MONTH AND YEAR}, did {you/SP} last get help with {that/any of these activities}?

ENTER MONTH

IF LAST INTERVIEW INFORMATION IS INCORRECT, ENTER 90

**ENTER NUMBER**

Range	1 to 12
REFUSED	BOX DS4
DON'T KNOW	BOX DS4

**PROGRAMMER INSTRUCTIONS:**

Hard range: 1-12 and 90

If DS3D=90, go to BOX DS4

**DS3D1**

ds9helpendyr

R9 DS3D1 YEAR SELF CARE HELP ENDED

**QUESTION TEXT:**

In what month and year since {LAST INT MONTH AND YEAR}, did {you/SP} last get help with {that/any of these activities}?

ENTER 4-DIGIT YEAR

**ENTER NUMBER**

REFUSED
DON'T KNOW

**PROGRAMMER INSTRUCTIONS:**

Soft Range: CURRENT YEAR -1 to CURRENT YEAR

Hard Range: R1 INT YEAR to CURRENT YEAR

Combined month and year cannot be before date of last interview. If date is before date of last interview, display error message #15.

Go to BOX DS4.

---

**DS3E****ds9nohelp**

R9 DS3E NO SELF CARE HELP MTH PLUS

**DISPLAY INSTRUCTIONS:**

If DECEASED flag = 1 (YES), display "of {his/her} life" and "Between {LAST INT MONTH AND YEAR} and {MONTH AND YEAR DIED}".  
Otherwise, display "Since {LAST INT MONTH AND YEAR}".

Display question intro according to the following instructions: If CURRENT INT SC3 = 1 (YES), display "eating".  
If CURRENT INT SC11 = 1 (YES), display "getting cleaned up".  
If CURRENT INT SC17 = 1 (YES), display "using the toilet". If CURRENT INT SC23 = 1 (YES), display "getting dressed".

If more than one activity displayed, display "and" between each one.

**QUESTION TEXT:**

In the last month {of {his/her} life}, {you/SP} got help with {eating} {getting cleaned up} {using the toilet} {getting dressed}, and in {LAST INT MONTH AND YEAR} {you were/{he/she} was} also getting help like this.

{Between {LAST INT MONTH AND YEAR} and {MONTH AND YEAR DIED}/Since {LAST INT MONTH AND YEAR}}, did {you/{he/she}} go without help like this for a month or more?

**CODES**

1	YES	
2	NO	BOX DS4
90	LAST INTERVIEW INFORMATION INCORRECT	BOX DS4
	REFUSED	BOX DS4
	DON'T KNOW	BOX DS4

---

**DS3F****ds9nohelpmos**R9 DS3F MONTHS OF NO SELF CARE  
HELP**QUESTION TEXT:**

For about how many months altogether did {you/SP} go without help like this?

**ENTER NUMBER**

Range	1 to 24
REFUSED	
DON'T KNOW	

---

**BOX DS4****BOX DS4**

NOT ON FILE

If DECEASED flag = 1 (YES) and NOTALERT flag = 1 (YES), go to Section CL - Closing.

Else if DECEASED flag = 1 (YES), go to Section PA - Participation.

Otherwise, go to Section MC - Medical Care Activities.

---

Derived Variables from Items in DS Section	
<b>ds9dschlp</b>	R9 D MONTHS OF SELF CARE HELP
<b>ds9dschlpgr</b>	R9 D SELF CARE HELP GROUP
<b>ds9flag</b>	R9 D SPECIAL CASES DS SECTION ROUTE

---

## NHATS Round 9

Section MC [MEDICAL CARE ACTIVITIES]

Sequence: 24

---

MC1PRE

MC1PRE

NOT ON FILE

QUESTION TEXT:

The next few questions are about medicines that {you take/SP takes} that are prescribed by a doctor.

PRESS 1 AND ENTER TO CONTINUE

---

MC1

mc9meds

R9 MC1 IN MNTH TKE MEDS PRESCRBD

DISPLAY INSTRUCTIONS:

DISPLAY "in the last month" IN BOD UNDERLINED TEXT

QUESTION TEXT:

In the last month, did {you/SP} take any medicines prescribed by a doctor?

CODES

1	YES	
2	NO	GO TO MC10PRE
	REFUSED	GO TO MC10PRE
	DON'T KNOW	GO TO MC10PRE

---

MC2

mc9medstrk

R9 MC2 KEEP TRCK PRESCRIBED MEDS

DISPLAY INSTRUCTIONS:

If PROXY flag is null, display "1a".

If PROXY flag = 1 (yes), display "1b".

DISPLAY "last month" IN BOLD UNDERLINED TEXT

QUESTION TEXT:

SHOW CARD {1a/1b}

Next we'd like to know more about how {you keep/SP keeps} track of {your/{his/her}} prescribed medicines. By keeping track, we mean making sure {you take/{he/she} takes} the correct amount at the right time.

Which answer best describes how {you/SP} did that in the last month? Did {you/{he/she}} always do this by {yourself/{himself/herself}}, always do it together with someone else, did someone else always do it for {you/{him/her}}, or did it vary?

CODES

1	ALWAYS DID IT BY SELF	MC3
2	ALWAYS DID IT TOGETHER WITH SOMEONE ELSE	MC3
3	SOMEONE ELSE ALWAYS DID IT	MC5A
4	IT VARIED (MORE THAN ONE WAY)	
5	NOT DONE IN LAST MONTH	MC6
	REFUSED	MC7
	DON'T KNOW	MC7

---

**MC2A****mc9medssl**

R9 MC2A LAST MNTH KEEP TRACK SLF

**DISPLAY INSTRUCTIONS:**

DISPLAY “by {yourself/{himself/herself}}” IN BOLD UNDERLINED TEXT

**QUESTION TEXT:**

In the last month, did {you/SP} ever keep track of {your/{his/her}} prescribed medicines by {yourself/{himself/herself}}?

**CODES**

- |   |            |
|---|------------|
| 1 | YES        |
| 2 | NO         |
|   | REFUSED    |
|   | DON'T KNOW |

**MC3****mc9whrgtmed1**

R9 MC3 SP GOT MEDS LOCAL STORE

**mc9whrgtmed3**

R9 MC3 SP GOT MEDS BY MAIL

**mc9whrgtmed3**

R9 MC3 SP GOT MEDS HC PRVD HSP

**mc9whrgtmed4**

R9 MC3 SP GOT MEDS OTHR SPECIFY

**DISPLAY INSTRUCTIONS:**

Display “local” IN BOLD UNDERLINED TEXT

**QUESTION TEXT:**

Where did {you/SP} get the medicines that {you/{he/she}} took in the last month? Did {you/{he/she}} get any of these from a local store or pharmacy, by mail, or somewhere else?

SELECT ALL THAT APPLY

**CODES**

- |    |                               |          |
|----|-------------------------------|----------|
| 1  | LOCAL STORE OR PHARMACY       | BOX MC3B |
| 2  | BY MAIL                       | BOX MC3B |
| 3  | HEALTH CARE PROVIDER/HOSPITAL | BOX MC3B |
| 91 | SOMEWHERE ELSE (SPECIFY)      |          |
|    | REFUSED                       | MC4      |
|    | DON'T KNOW                    | MC4      |

**PROGRAMMERS INSTRUCTIONS:**

If 92 (SOMEWHERE ELSE) is selected with any other response, go to MC3A.

**MC3A****MC3A**

NOT ON FILE

**QUESTION TEXT:**

SPECIFY PLACE {SP} GOT PRESCRIBED MEDICINES IN THE LAST MONTH

**ENTER TEXT**

Length

50

**BOX MC3B****BOX MC3B**

NOT ON FILE

If MC3 = 1 (LOCAL STORE OR PHARMACY), go to MC3B.  
Otherwise, go to MC4.

---

<b>MC3B</b>	<b>mc9howpkupm1</b>	R9 MC3B SP PICKD UP MEDS BY SELF
	<b>mc9howpkupm2</b>	R9 MC3B SP HAD MEDS DELIVERED
	<b>mc9howpkupm3</b>	R9 MC3B SMEON ELSE PICKD UP MEDS

**QUESTION TEXT:**

Thinking of these prescribed medicines that {you/SP} took in the last month and got from a local store or pharmacy, did {you/{he/she}} pick them up {yourself/{himself/herself}}, have them delivered, or did someone else pick them up for {you/{him/her}}?

SELECT ALL THAT APPLY

<b>CODES</b>	<b>Code All That Apply</b>
1	PICKED THEM UP BY SELF
2	HAD THEM DELIVERED
3	HAD SOMEONE ELSE PICK THEM UP
	REFUSED
	DON'T KNOW

---

<b>MC4</b>	<b>mc9medsrem</b>	R9 MC4 USE REMNDERS TO KEEP TRCK
------------	-------------------	----------------------------------

**DISPLAY INSTRUCTIONS:**

Display "In the last month" IN BOLD UNDERLINED TEXT

**QUESTION TEXT:**

SHOW CARD MC2

In the last month, when {you/SP} kept track of {your/{his/her}} medicines, how often did {you/{he/she}} use reminders such as a pill organizer, box, dispenser, or calendar? Would you say every time, most times, sometimes, rarely, or never?

<b>CODES</b>	
1	EVERY TIME
2	MOST TIMES
3	SOMETIMES
4	RARELY
5	NEVER
	REFUSED
	DON'T KNOW

---

<b>BOX MC5A</b>	<b>BOX MC5A</b>	NOT ON FILE
-----------------	-----------------	-------------

If MC2 = 1 (always did by self), DK or RF, go MC7.  
Otherwise, go to MC5A.

---

<b>MC5A</b>	<b>op9medshlp</b>	R9 MC5A HELPS SP WITH MEDICINES
	<b>op9relatnshp</b>	R9 RELASHIP TO SP UPDATE AND NEW

**DISPLAY INSTRUCTIONS:**

Display HELPER RELATIONSHIP CODES.



Display PERSON ROSTER with FIRST NAME, LAST NAME, and RELATIONSHIP TO SP. Allow entry for FIRST NAME, LAST NAME, and RELATIONSHIP TO SP fields.

If FACILITY flag = 1 (yes), display “a staff person from the place where {you live/{he/she} lives},”.

If FACILITY flag=1(YES) or RETIREMENT COMMUNITY flag=1(YES), display SERVICE/SOMEONE FROM THE PLACE SP LIVES/DIED on the PERSON ROSTER.

If MC2 = 2 (always with someone else) display “with”. If

MC2 = 3 (someone else always did) display “for”.

If MC2 = 4 (varied), display “with or for”.

Display "first" and "last" in underlined text in the question text for name.

#### QUESTION TEXT:

In the last month, who kept track of {your/SP's} medicines {with/for/with or for} {you/{him/her}}?

IF NEEDED: This includes family, friends, {a staff person from the place where {you live/{he/she} lives},} or someone paid to help {you/{him/her}}.

PROBE: Anyone else?

SELECT ALL THAT APPLY

IF PERSON NAMED IS NOT ON THE ROSTER, PRESS CTRL/P TO ADD A PERSON

MC5b. [What is (his/her) first name?] CONFIRM SPELLING

MC5c. [What is (his/her) last name?] CONFIRM SPELLING

MC5d. [What is (his/her) relationship to {you/SP}?] PRESS F1 FOR HELP SCREEN

#### CODES

2	SPOUSE/PARTNER
3	DAUGHTER
4	SON
5	DAUGHTER-IN-LAW
6	SON-IN-LAW
7	STEPDAUGHTER
8	STEPSON
9	SISTER
10	BROTHER
11	SISTER-IN-LAW
12	BROTHER-IN-LAW
13	MOTHER
14	STEPMOTHER
15	MOTHER-IN-LAW
16	FATHER
17	STEPFATHER
18	FATHER-IN-LAW
19	GRANDDAUGHTER
20	GRANDSON
21	NIECE
22	NEPHEW
23	AUNT
24	UNCLE
25	COUSIN
26	STEPDAUGHTER'S SON/DAUGHTER
27	STEPSON'S SON/DAUGHTER

28	DAUGHTER-IN-LAW'S SON/DAUGHTER
29	SON-IN-LAW'S SON/DAUGHTER
30	BOARDER/RENTER
31	PAID AIDE/HOUSEKEEPER/EMPLOYEE
32	ROOMMATE
33	EX-WIFE/EX-HUSBAND
34	BOYFRIEND/GIRLFRIEND
35	NEIGHBOR
36	FRIEND
37	SOMEONE/SERVICE AT THE PLACE SP LIVES/LIVED
38	CO-WORKER
39	MINISTER, PRIEST, OR OTHER CLERGY
40	PSYCHIATRIST, PSYCHOLOGIST, COUNSELOR, OR THERAPIST
91	OTHER RELATIVE
92	OTHER NONRELATIVE

**PROGRAMMER INSTRUCTIONS:**

For each roster selection/addition at MC5, set HELPEDTRACKMEDS flag = 1 (yes).

**BOX MC6**

**BOX MC6**

**NOT ON FILE**

If MC2 = 2 (always with someone else), and HELPEDTRACKMEDS flag = 1 (yes) for SERVICE/SOMEONE FROM PLACE SP LIVES, go to MC8.

If MC2 = 3 (someone else always did), and HELPEDTRACKMEDS flag = 1 (yes) for SERVICE/SOMEONE FROM PLACE SP LIVES, go to BOX MC9.

If MC2 = 4 (varied) and HELPEDTRACKMEDS flag = 1 (yes) for SERVICE/SOMEONE FROM PLACE SP LIVES, go to BOX MC7.

Otherwise go to MC6

**MC6**

**mc9dmedsreas**

**R9 D MEDS REASN BY WITH OTHERS**

**DISPLAY INSTRUCTIONS:**

If MC2 = 2 (always with someone else), display "with".

If MC2 = 3 (someone else always did), display "for".

If MC2 = 4 (varied) display, "with or for".

If MC2 = 5 (not done in last month), do not display first sentence.

Display "HEALTH OR FUNCTIONING" and "OTHER REASON" in underlined text in the response text. Display response codes in two side-by-side columns with "HEALTH AND FUNCTIONING" and "OTHER REASONS" as column headers. Display the remaining text for CODE 1 and CODE 2 as lists below each of the corresponding column headers

**QUESTION TEXT:**

{What is the reason someone else kept track of {your/SP's} medicines {with/for/with or for} {you/{him/her}}?}  
Was that because of {your/{his/her}} health or functioning or some other reason?

SELECT ALL THAT APPLY

**CODES**

**Code All That Apply**

- |   |  |
|---|--|
| 1 | HEALTH OR FUNCTIONING INCLUDES: AGE,<br>MEMORY, VISION, HEALTH CONDITION/DISEASE<br>NAMES, SURGERY, UNABLE TO DRIVE                    |
| 2 | OTHER REASON INCLUDES: SHARED ACTIVITY,<br>ALWAYS DONE THIS WAY, SOMEONE ELSE<br>WANTED TO DO IT, PAY SOMEONE, DOESN' LIKE<br>TO DO IT |

REFUSED  
DON'T KNOW

**PROGRAMMERS INSTRUCTIONS:**

If MC6 = 1 (HEALTH OR FUNCTIONING), set HEALTHREASONHELPTRACKMEDS flag = 1 (yes).

---

**BOX MC7**

**BOX MC7**

NOT ON FILE

If MC2a = 1 (yes by self), go to MC7.  
If MC2 = 2 (always with someone else) or (MC2a = 2 (didn't do by self), DK or RF), go to MC8.  
If [MC2 = 3 (someone else always did) or 5 (not done in last month)] and  
HEALTHREASONHELPTRACKMEDS flag = 1 (yes), go to BOX MC9.  
Otherwise go to MC10PRE.

---

**MC7**

**mc9medsdif**

R9 MC7 HOW DIFFIC KEEP TRACK MED

**DISPLAY INSTRUCTIONS:**

DISPLAY “by {yourself/{himself/herself}}” IN BOLD UNDERLINED TEXT

**QUESTION TEXT:**

In the last month, how much difficulty did {you/SP} have keeping track of {your/{his/her}} medicines by {yourself/{himself/herself}}? Would you say none, a little, some, or a lot?

**CODES**

- |   |            |
|---|------------|
| 1 | NONE       |
| 2 | A LITTLE   |
| 3 | SOME       |
| 4 | A LOT      |
|   | REFUSED    |
|   | DON'T KNOW |

---

**MC8**

**mc9medsyrgo**

R9 MC8 COMPAR YR AGO HW KEP TRCK

**DISPLAY INSTRUCTIONS:**

DISPLAY “a year ago” IN BOLD UNDERLINED TEXT

**QUESTION TEXT:**

Compared to a year ago, {do you/does SP} keep track of {your/{his/her}} medicines {yourself/himself/herself} more often, less often, or about the same?

**CODES**

- |   |            |
|---|------------|
| 1 | MORE OFTEN |
| 2 | LESS OFTEN |
| 3 | SAME       |
|   | REFUSED    |
|   | DON'T KNOW |

---

**BOX MC9**

**BOX MC9**

NOT ON FILE

If [MC2 = 1 (always by self) or 4 (varied)] and [MC7 = 2 (a little difficulty) or MC7 = 3 (some difficulty) or MC7 = 4 (a lot of difficulty)], go to MC9.  
  
If [MC2 = 2 (always with someone else) or MC2 = 3 (someone else always did) or MC2 = 4 (varied) or MC2 = 5 (not done in last month)] and [HEALTHREASONHELPTRACKMEDS flag = 1 (yes) or

HELPEDTRACKMEDS flag = 1 (yes) for SERVICE/SOMEONE FROM PLACE SP LIVES], go to MC9.

Otherwise, go to MC10PRE.

---

**MC9****mc9medsmis****R9 MC9 MAKE MISTAKE TAKING MEDS****DISPLAY INSTRUCTIONS:**

If MC2 = 1 (always by self) or 5 (not done in last month) or MC2a = 1 (yes by self), display “it was too difficult to keep track of them by {yourself/{himself/herself}}”

Otherwise display “no one was there to help or keep track of them for {you/{him/her}}”.

**QUESTION TEXT:**

In the last month, did {you/SP} ever make a mistake in taking {your/{his/her}} prescribed medicines because {it was too difficult to keep track of them by {yourself/{himself/herself}} /no one was there to help or keep track of them for {you/{him/her}}?}

IF NEEDED: That is, did {you/SP} take {your/{his/her}} medicines at the wrong time or in the wrong amount or miss taking them altogether?

**CODES**

1	YES
2	NO
	REFUSED
	DON'T KNOW

---

**MC10PRE****MC10PRE****NOT ON FILE****QUESTION TEXT:**

The next questions are about how {you handle/SP handles} {your/{his/her}} medical care.

PRESS 1 AND ENTER TO CONTINUE

---

**MC10****mc9havregdoc****R9 MC10 YOU HAVE REGULAR DOCTOR****QUESTION TEXT:**

Is there a doctor that {you think/SP thinks} of as {your/{his/her}} regular doctor, that is, a doctor {you usually go/{he/she} usually goes} to when {you are sick and need/{he/she} is sick and needs} advice about {your/{his/her}} health?

**CODES**

1	YES	
2	NO	MC12
	REFUSED	MC12
	DON'T KNOW	MC12

---

**MC11****MC11****NOT ON FILE****DISPLAY INSTRUCTIONS:**

Display “FIRST” in bold underlined text.

**QUESTION TEXT:**

Please tell me the first and last name of {your/SP's} regular doctor.

ENTER FIRST NAME. CONFIRM SPELLING.

IF FIRST NAME UNKNOWN, ENTER DR.

ENTER TEXT

Length 25  
REFUSED

**MC11A**

**MC11A**

NOT ON FILE

DISPLAY INSTRUCTIONS:

Display “LAST” in bold underlined text.

QUESTION TEXT:

[Please tell me the first and last name of {your/SP's} regular doctor.]

ENTER LAST NAME. CONFIRM SPELLING.

ENTER TEXT

Length 25  
REFUSED  
DON'T KNOW

**MC12**

**mc9regdoclyr**

R9 MC12 SEEN REG DOC WTHN LST YR

DISPLAY INSTRUCTIONS:

If MC10 = 1 (yes, regular doctor), display “{your/{his/her}} regular doctor”

Otherwise, display “a doctor”

DISPLAY “last year” IN BOLD UNDERLINED TEXT

QUESTION TEXT:

{Have you/Has SP} seen {{your/{his/her}} regular doctor/ a doctor} within the last year? That is, since {MONTH AND YEAR 12 MONTHS PRIOR TO TODAY'S DATE}.

CODES

1	YES	
2	NO	MC20PRE
	REFUSED	MC20PRE
	DON'T KNOW	MC20PRE

**MC15**

**mc9hwgtregd1**

R9 MC15 SP DROVE SELF TO REG DOC

**mc9hwgtregd2**

R9 MC15 FAM PD HLP DRVE REG DOC

**mc9hwgtregd3**

R9 MC15 VAN PLCE SP LIVE REG DOC

**mc9hwgtregd4**

R9 MC15 VAN FR DIS SENIOR REG DC

**mc9hwgtregd5**

R9 MC15 PUBLIC TRANSPORT REG DOC

**mc9hwgtregd6**

R9 MC15 SP TOOK TAXI TO REG DOC

**mc9hwgtregd7**

R9 MC15 SP WALKED TO REG DOC

**mc9hwgtregd8**

R9 MC15 REG DOC WAS HOME VISIT

**mc9hwgtregd9**

R9 MC15 OTHR SPECIFY REG DOC

DISPLAY INSTRUCTIONS:

If DT1 = 1 (drives every day), 2 (drives most days), 3 (drives some days) or 4 (rarely) OR DROVEINLASTYEAR

flag = 1 (yes), display “drive,” and response 1.

If FACILITY flag = 1 (yes), display “use a service provided by the place where {you live/{he/she} lives},”.

If FACILITY flag = 1 (yes) or RETIREMENT COMMUNITY flag = 1 (yes), display response 3 and for response 4, “not provided by the place SP lives”.

If MC10 = 1 (yes, regular doctor), display “{your/{his/her}} regular doctor”.

Otherwise, display “the doctor”.

DISPLAY “In the last year” IN BOLD UNDERLINED TEXT

**QUESTION TEXT:**

SHOWCARD MC3

In the last year, how did {you/SP} get to {{{your/{his/her}} regular doctor/the doctor}? Did {you/{he/she}} {drive,} get a ride from a family member or friend, {use a service provided by the place where {you live/{he/she} lives},} or what?

SELECT ALL THAT APPLY

**CODES**

1	{DROVE}	MC16
2	GOT A RIDE FROM A FAMILY MEMBER OR FRIEND OR SOMEONE PAID TO HELP	MC16
3	{USED A VAN OR SHUTTLE SERVICE PROVIDED BY THE PLACE SP LIVES}	MC16
4	USED A VAN OR SHUTTLE SERVICE FOR PEOPLE WITH DISABILITIES OR SENIORS {(NOT PROVIDED BY THE PLACE SP LIVES)}	MC16
5	TOOK PUBLIC TRANSPORTATION (THE BUS, SUBWAY, TRAIN, OR TRAM)	MC16
6	TOOK A TAXI	MC16
7	WALKED	MC16
8	HOME VISIT	MC16
91	OTHER (SPECIFY)	
	REFUSED	MC16
	DON'T KNOW	MC16

---

**MC15A**

**MC15A**

NOT ON FILE

**QUESTION TEXT:**

SPECIFY HOW GOT TO DOCTOR

ENTER TEXT

Length

50

---

**MC16**

**mc9ansitindr**

R9 MC16 ANONE SIT IN W YOU AT DR

**DISPLAY INSTRUCTIONS:**

If FACILITY flag = 1 (yes), display “a staff person from the place where {you live/{he/she} lives},”. If

MC10 = 1 (yes, regular doctor), display “regular”.

DISPLAY "last year" IN BOLD UNDERLINED TEXT

**QUESTION TEXT:**

In the last year, did anyone sit in with {you/SP} and {your/{his/her}} {regular} doctor during {your/{his/her}} visits?

IF NEEDED: This includes family, friends, {a staff person from the place where {you live/{he/she} lives},} or someone paid to help {you/{him/her}}.

#### CODES

1	YES	
2	NO	MC20PRE
	REFUSED	MC20PRE
	DON'T KNOW	MC20PRE

#### MC17A

op9dochlp

R9 MC17A SITS IN W SP AT DRS

op9relatnshp

R9 RELASHIP TO SP UPDATE AND NEW

#### DISPLAY INSTRUCTIONS:

Display HELPER RELATIONSHIP CODES.

Display PERSON ROSTER with FIRST NAME, LAST NAME, and RELATIONSHIP TO SP. Allow entry for FIRST NAME and RELATIONSHIP TO SP fields.

If FACILITY flag = 1 (yes), display "a staff person from the place where {you live/{he/she} lives},".

If FACILITY flag = 1 (YES) or RETIREMENTCOMMUNITY flag = 1 (YES), display SERVICE/SOMEONE FROM THE PLACE SP LIVES/DIED on the PERSON ROSTER.

Display "first" and "last" in underlined text in the question text for name.

#### QUESTION TEXT:

Who was that (who sat in with {you/SP} and {your/{his/her}} doctor)?

IF NEEDED: This includes family, friends, {a staff person from the place where {you live/{he/she} lives},} or someone paid to help {you/{him/her}}.

PROBE: Anyone else?

SELECT ALL THAT APPLY

IF PERSON NAMED IS NOT ON THE ROSTER, PRESS CTRL/P TO ADD A PERSON

MC17b. [What is (his/her) first name?] CONFIRM SPELLING

MC17c. [What is (his/her) last name?] CONFIRM SPELLING

MC17d. [What is (his/her) relationship to {you/SP}?] PRESS F1 FOR HELP SCREEN

#### CODES

2	SPOUSE/PARTNER
3	DAUGHTER
4	SON
5	DAUGHTER-IN-LAW
6	SON-IN-LAW
7	STEPDAUGHTER
8	STEPSON
9	SISTER
10	BROTHER
11	SISTER-IN-LAW
12	BROTHER-IN-LAW
13	MOTHER

14	STEPMOTHER
15	MOTHER-IN-LAW
16	FATHER
17	STEPFATHER
18	FATHER-IN-LAW
19	GRANDDAUGHTER
20	GRANDSON
21	NIECE
22	NEPHEW
23	AUNT
24	UNCLE
25	COUSIN
26	STEPDAUGHTER'S SON/DAUGHTER
27	STEPSON'S SON/DAUGHTER
28	DAUGHTER-IN-LAW'S SON/DAUGHTER
29	SON-IN-LAW'S SON/DAUGHTER
30	BOARDER/RENTER
31	PAID AIDE/HOUSEKEEPER/EMPLOYEE
32	ROOMMATE
33	EX-WIFE/EX-HUSBAND
34	BOYFRIEND/GIRLFRIEND
35	NEIGHBOR
36	FRIEND
37	SOMEONE/SERVICE AT THE PLACE SP LIVES/LIVED
38	CO-WORKER
39	MINISTER, PRIEST, OR OTHER CLERGY
40	PSYCHIATRIST, PSYCHOLOGIST, COUNSELOR, OR THERAPIST
91	OTHER RELATIVE
92	OTHER NONRELATIVE

**PROGRAMMER INSTRUCTIONS:**

For each roster selection/addition at MC17 set SATINWITHDOCTOR flag = 1 (yes).

---

<b>MC17B</b>	<b>MC17B</b>	NOT ON FILE
--------------	--------------	-------------

---

**QUESTION TEXT:**

PRESS 1 AND ENTER TO CONTINUE

---

<b>BOX MC18</b>	<b>BOX MC18</b>	NOT ON FILE
-----------------	-----------------	-------------

---

If only one person selected/added at MC17, set SATINWITHDOCTORMOST FLAG=1 (YES) for person selected and go to MC19.  
Otherwise, go to MC18

---

<b>MC18</b>	<b>op9dochlpms</b>	R9 MC18 SITS MOST IF MORE THAN 1
-------------	--------------------	----------------------------------

---

**DISPLAY INSTRUCTIONS:**

Display person roster with FIRST NAME, LAST NAME, and RELATIONSHIP TO SP. Display only those roster items selected at MC17. Do not allow new entries. Allow only one roster item to be selected.

If MC10 = 1 (yes, regular doctor), display "regular".

DISPLAY "most often" AS BOLD UNDERLINED TEXT

**QUESTION TEXT:**



Who sat in with {you/SP} and {your/{his/her}} {regular} doctor most often?

SELECT ONE

**PROGRAMMERS INSTRUCTIONS:**

For roster entry selected at MC18, set SATINWITHDOCTORMOST flag = 1 (yes)

**MC19**

mc9tpersevr1

R9 MC19 HLP UPTO EXAM TBL DRESS

mc9tpersevr2

R9 MC19 REMND SP OF QSTNS FR DOC

mc9tpersevr3

R9 MC19 ASK TELL DOC THINGS 4 SP

mc9tpersevr4

R9 MC19 HLP SP UNDERSTAND DOC

**DISPLAY INSTRUCTIONS:**

If at MC19b, do not display question text in brackets.

Otherwise, display question text in brackets.

USE "SAME QUESTION STEM" DISPLAY. DISPLAY "last year" IN BOLD UNDERLINED TEXT

If SATINWITHDOCTOR MOST flag = 1 (YES) for SERVICE/SOMEONE FROM PLACE SPLIVES, display "the person from the place where {you live/SP lives}".

Otherwise, display "FIRST NAME LAST NAME" OF PERSON with SATINWITHDOCTORMOST flag = 1 (YES)

**QUESTION TEXT:**

[{}During those visits in the last year, did {FIRST NAME LAST NAME OF PERSON WITH SATINWITHDOCTORMOST flag = 1 (YES)/the person from the place where {you live/SP lives}} ever {}]

[variable text {b-e}]

RESPONSE 2 [b] help {you/SP} with getting on the exam table, dressing, and undressing?

RESPONSE 3 [c] remind {you / SP} about things {you/{he/she}} wanted to ask or tell the doctor?

RESPONSE 4 [d] ask or tell the doctor things for {you/SP}?

RESPONSE 5 [e] help {you/SP} understand what the doctor was saying?

**CODES**

1 YES  
2 NO  
REFUSED  
DON'T KNOW

**MC20PRE**

MC2OPRE

NOT ON FILE

**QUESTION TEXT:**

Now I have a few questions about handling medical bills and insurance.

PRESS 1 AND ENTER TO CONTINUE

**MC20**

mc9chginspln

R9 MC20 CHGD ADD INS OR DRUG PLN

**DISPLAY INSTRUCTIONS:**

Display "last year" AS BOLD UNDERLINED TEXT

**QUESTION TEXT:**

In the last year, that is since {MONTH AND YEAR 12 MONTHS PRIOR TO TODAY'S DATE}, {have you/has SP} changed {your/his/her} Medicare supplemental plan, {your/his/her} prescription drug plan, or decided to leave a managed care plan?

**CODES**

1	YES	
2	NO	Section PA
	REFUSED	Section PA
	DON'T KNOW	Section PA

**MC21****mc9anhlpwdec**

R9 MC21 ANYONE HELP W DECISION

**QUESTION TEXT:**

Did anyone help {you/SP} with that decision or make that decision for {you/him/her}?

**CODES**

1	YES	
2	NO	Section PA
	REFUSED	Section PA
	DON'T KNOW	Section PA

**MC22A****op9insurhlp**

R9 MC22A HELPS WITH INSUR DECIS

**op9relatnshp**

R9 RELASHIP TO SP UPDATE AND NEW

**DISPLAY INSTRUCTIONS:**

Display HELPER RELATIONSHIP CODES.

Display PERSON ROSTER with FIRST NAME, LAST NAME, and RELATIONSHIP TO SP. Allow entry for FIRST NAME and RELATIONSHIP TO SP fields.

If FACILITY flag = 1 (yes), display "a staff person from the place where {you live/{he/she} lives},".

If FACILITY flag = 1 (YES) or RETIREMENTCOMMUNITY flag = 1 (YES), display SERVICE/SOMEONE FROM THE PLACE SP LIVES/DIED on the PERSON ROSTER.

Display "first" and "last" in underlined text in the question text for name.

**QUESTION TEXT:**

Who helped or did this for {you/SP}?

IF NEEDED: This includes family, friends, {a staff person from the place where {you live/{he/she} lives},} or someone paid to help {you/{him/her}}.

PROBE: Anyone else?

SELECT ALL THAT APPLY

IF PERSON NAMED IS NOT ON THE ROSTER, PRESS CTRL/P TO ADD A PERSON

MC22b. [What is (his/her) first name?] CONFIRM SPELLING

MC22c. [What is (his/her) last name?] CONFIRM SPELLING

MC22d. [What is (his/her) relationship to {you/SP}?] PRESS F1 FOR HELP SCREEN

**CODES**

2	SPOUSE/PARTNER
3	DAUGHTER
4	SON
5	DAUGHTER-IN-LAW
6	SON-IN-LAW
7	STEPDAUGHTER

- 8 STEPSON
- 9 SISTER
- 10 BROTHER
- 11 SISTER-IN-LAW
- 12 BROTHER-IN-LAW
- 13 MOTHER
- 14 STEPMOTHER
- 15 MOTHER-IN-LAW
- 16 FATHER
- 17 STEPFATHER
- 18 FATHER-IN-LAW
- 19 GRANDDAUGHTER
- 20 GRANDSON
- 21 NIECE
- 22 NEPHEW
- 23 AUNT
- 24 UNCLE
- 25 COUSIN
- 26 STEPDAUGHTER'S SON/DAUGHTER
- 27 STEPSON'S SON/DAUGHTER
- 28 DAUGHTER-IN-LAW'S SON/DAUGHTER
- 29 SON-IN-LAW'S SON/DAUGHTER
- 30 BOARDER/RENTER
- 31 PAID AIDE/HOUSEKEEPER/EMPLOYEE
- 32 ROOMMATE
- 33 EX-WIFE/EX-HUSBAND
- 34 BOYFRIEND/GIRLFRIEND
- 35 NEIGHBOR
- 36 FRIEND
- 37 SOMEONE/SERVICE AT THE PLACE SP LIVES/LIVED
- 38 CO-WORKER
- 39 MINISTER, PRIEST, OR OTHER CLERGY
- 40 PSYCHIATRIST, PSYCHOLOGIST, COUNSELOR, OR THERAPIST
- 91 OTHER RELATIVE
- 92 OTHER NONRELATIVE

**PROGRAMMER INSTRUCTIONS:**

For each roster selection/addition at MC22 set HELPEDMAKEINSURANCEDECISIONS flag = 1 (yes).

Go to Section PA- Participation.

Derived Variables from Items in the MC Section	
mc9dmedssfdf	R9 D DIFF LEVEL MEDICATIONS SELF
mc9dmedsreas	R9 D MEDS REASN BY WITH OTHERS

---

## NHATS Round 9

Section PA [PARTICIPATION]

Sequence: 25

---

**BOX PA1PRE**

**BOX PA1PRE**

NOT ON FILE

If DECEASED flag = 1 (YES), go to PA25A.  
Otherwise, go to PA1PRE.

---

**PA1PRE**

**PA1PRE**

NOT ON FILE

**QUESTION TEXT:**

Now let's talk about other activities {you have/SP has} been doing in the last month.

PRESS 1 AND ENTER TO CONTINUE

---

**PA1**

**pa9vistfrfam**

R9 PA1 EVER VISIT FRIENDS FAMILY

**DISPLAY INSTRUCTIONS:**

Display PA1, PA2, PA3, and PA4 on the same screen.  
Display "not" in underlined text.

**QUESTION TEXT:**

In the last month, did {you/SP} ever visit in person with friends or family not living with {you/him/her}, either at {your/his/her} home or theirs ?

**CODES**

1	YES	
2	NO	
	REFUSED	PA5
	DON'T KNOW	PA5

---

**PA2**

**pa9hlkepfvst**

R9 PA2 HLTH KP FR VIST FAM FRNDS

**DISPLAY INSTRUCTIONS:**

Display "not" in underlined text.

**QUESTION TEXT:**

In the last month, did {your/SP's} health or functioning ever keep {you/him/her} from doing this (visiting with friends and family not living with {you/him/her})?

**CODES**

1	YES
2	NO
	REFUSED
	DON'T KNOW

---

**BOX PA3**

**BOX PA3**

NOT ON FILE

If DRIVES flag is null, go to PA3.  
Otherwise, go to PA4.

---

**PA3**

**pa9trkpfvis**

R9 PA3 TRAN PRB KP FR VST FRNDS

**DISPLAY INSTRUCTIONS:**

Display “not” in underlined text.

**QUESTION TEXT:**

In the last month, did a transportation problem ever keep {you/SP} from doing this (visiting in person with friends and family not living with {you/him/her})?

**CODES**

- |   |            |
|---|------------|
| 1 | YES        |
| 2 | NO         |
|   | REFUSED    |
|   | DON'T KNOW |

---

**PA4****pa9impvstfam**

R9 PA4 IMPRTNT VISIT FRNDS FAMILY

**DISPLAY INSTRUCTIONS:**

Display “not” in underlined text.

**QUESTION TEXT:**

How important is it to {you/SP} to visit in person with friends or family not living with {you/him/her}?  
Would you say very important, somewhat important, or not so important?

**CODES**

- |   |                    |
|---|--------------------|
| 1 | VERY IMPORTANT     |
| 2 | SOMEWHAT IMPORTANT |
| 3 | NOT SO IMPORTANT   |
|   | REFUSED            |
|   | DON'T KNOW         |

---

**PA5****pa9attrelsr**

R9 PA5 EVER ATTEND RELIG SERVICES

**DISPLAY INSTRUCTIONS:**

Display PA4, PA6, PA7, and PA8 on the same screen.

**QUESTION TEXT:**

In the last month, did {you/SP} ever attend religious services?

**CODES**

- |   |            |     |
|---|------------|-----|
| 1 | YES        |     |
| 2 | NO         |     |
|   | REFUSED    | PA9 |
|   | DON'T KNOW | PA9 |

---

**PA6****pa9htkfrlslr**

R9 PA6 HEALTH KEEP FRM RELI SERV

**QUESTION TEXT:**

In the last month, did {your/SP's} health or functioning ever keep {you/him/her} from doing this (attending religious services)?

**CODES**

- |   |     |
|---|-----|
| 1 | YES |
| 2 | NO  |

REFUSED  
DON'T KNOW

---

**BOX PA7****BOX PA7**

NOT ON FILE

If DRIVES flag is null, go to PA7.  
Otherwise, go to PA8.

---

**PA7****pa9trprrelsr**

R9 PA7 TRAN PRO KEEP FM RELG SER

**QUESTION TEXT:**

In the last month, did a transportation problem ever keep {you/SP} from doing this (attending religious services)?

**CODES**

- |   |            |
|---|------------|
| 1 | YES        |
| 2 | NO         |
|   | REFUSED    |
|   | DON'T KNOW |

---

**PA8****pa9impreser**

R9 PA8 HW IMPORT ARE RELIG SERVS

**QUESTION TEXT:**

How important is it to {you/SP} to attend religious services? Would you say very important, somewhat important, or not so important?

**CODES**

- |   |                    |
|---|--------------------|
| 1 | VERY IMPORTANT     |
| 2 | SOMEWHAT IMPORTANT |
| 3 | NOT SO IMPORTANT   |
|   | REFUSED            |
|   | DON'T KNOW         |

---

**PA9****pa9clbmtgrac**

R9 PA9 CLUB MEETINGS GRP ACTIVES

**DISPLAY INSTRUCTIONS:**

Display PA9, PA10, PA11, and PA12 on the same screen.

If PA5 = 1 (ATTENDS RELIGIOUS SERVICES), display "besides religious services,".

**QUESTION TEXT:**

In the last month, {besides religious services,} did {you/SP} ever participate in clubs, classes, or other organized activities?

**CODES**

- |   |            |      |
|---|------------|------|
| 1 | YES        |      |
| 2 | NO         |      |
|   | REFUSED    | PA13 |
|   | DON'T KNOW | PA13 |

---

**PA10****pa9hlkpfrclb**

R9 PA10 HELTH KEP FRM CLB MTINGS

**QUESTION TEXT:**

In the last month, did {your/SP's} health or functioning ever keep {you/him/her} from doing this (participating in clubs, classes, or other organized activities)?

**CODES**

- |   |            |
|---|------------|
| 1 | YES        |
| 2 | NO         |
|   | REFUSED    |
|   | DON'T KNOW |

**BOX PA11****BOX PA11**

NOT ON FILE

If DRIVES flag is null, go to PA11.  
Otherwise, go to PA12.

**PA11****pa9trprkpfgr**

R9 PA11 TRANS PROB KEEP FM GROPS

**QUESTION TEXT:**

In the last month, did a transportation problem ever keep {you/SP} from doing this (participating in clubs, classes, or other organized activities)?

**CODES**

- |   |            |
|---|------------|
| 1 | YES        |
| 2 | NO         |
|   | REFUSED    |
|   | DON'T KNOW |

**PA12****pa9imparclub**

R9 PA12 IMPORT PARTIC CLUBS GRUP

**DISPLAY INSTRUCTIONS:**

If PA5 = 1 (ATTENDS RELIGIOUS SERVICES), display "other than religious services"

**QUESTION TEXT:**

How important is it to {you/SP} to participate in clubs, classes, or other organized activities {other than religious services}? Would you say very important, somewhat important, or not so important?

**CODES**

- |   |                    |
|---|--------------------|
| 1 | VERY IMPORTANT     |
| 2 | SOMEWHAT IMPORTANT |
| 3 | NOT SO IMPORTANT   |
|   | REFUSED            |
|   | DON'T KNOW         |

**PA13****pa9outfrenjy**

R9 PA13 EVER GO OUT FOR ENJOYMNT

**DISPLAY INSTRUCTIONS:**

Display PA13, PA14, PA15, and PA16 on the same screen.

If PA9 = 1 (PARTICIPATES IN GROUP ACTIVITIES), display "besides participating in club or group activities".

**QUESTION TEXT:**

In the last month, {besides participating in club or group activities,} did {you/SP} ever go out for enjoyment? This includes things like going out to dinner, a movie, to gamble, or to hear music or see a play.

**CODES**

1	YES	
2	NO	
	REFUSED	PA17
	DON'T KNOW	PA17

---

**PA14**

**pa9hlkpgoenj**

R9 PA14 HLTH KP GO OUT ENJOY

**QUESTION TEXT:**

In the last month, did {your/SP}' health or functioning ever keep {you/him/her} from doing this?

IF NEEDED: This includes things like going out to dinner, a movie, to gamble, or to hear music or see a play.

**CODES**

1	YES
2	NO
	REFUSED
	DON'T KNOW

---

**BOX PA15**

**BOX PA15**

NOT ON FILE

If DRIVES flag is null, go to PA15.  
Otherwise, go to PA16.

---

**PA15**

**pa9trprgoout**

R9 PA15 TRANSPROB KEEP FM GO OUT

**QUESTION TEXT:**

In the last month, did a transportation problem ever keep {you/SP} from doing this (going out for enjoyment)?

IF NEEDED: This includes things like going out to dinner, a movie, to gamble, or to hear music or see a play.

**CODES**

1	YES
2	NO
	REFUSED
	DON'T KNOW

---

**PA16**

**pa9impouteny**

R9 PA16 IMPORT GO OUT FOR ENJOYT

**QUESTION TEXT:**

How important is it to {you/SP} that {you go/{he/she} goes} out for enjoyment? Would you say very important, somewhat important, or not so important?

IF NEEDED: This includes things like going out to dinner, a movie, to gamble, or to hear music or see a play.



**CODES**

- |   |                    |
|---|--------------------|
| 1 | VERY IMPORTANT     |
| 2 | SOMEWHAT IMPORTANT |
| 3 | NOT SO IMPORTANT   |
|   | REFUSED            |
|   | DON'T KNOW         |

**PA17****pa9workfrpay**

R9 PA17 EVER WORK FOR PAY

**DISPLAY INSTRUCTIONS:**

Display PA17 and PA18 on the same screen.

**QUESTION TEXT:**

In the last month, did {you/SP} ever work for pay or in a business {you own/{he/she} owns}?

**CODES**

- |   |            |      |
|---|------------|------|
| 1 | YES        |      |
| 2 | NO         |      |
|   | REFUSED    | PA19 |
|   | DON'T KNOW | PA19 |

**PA18****pa9hlkpfrwrk**

R9 PA18 HEALTH KEEP YOU FRM WORK

**DISPLAY INSTRUCTIONS:**

If PA17 = 1 (YES), display “did {your/SP’s} health or functioning ever keep {you/him/her} from doing this (working for pay)”.

If PA17 = 2 (NO), display “was {your/SP’s} health or functioning a reason that {you/he/she} did not do this (work for pay)”.

**QUESTION TEXT:**

In the last month, {did {your/SP’s} health or functioning ever keep {you/him/her} from doing this (working for pay)/was {your/SP’s} health or functioning a reason that {you/he/she} did not do this (work for pay)}?

**CODES**

- |   |            |
|---|------------|
| 1 | YES        |
| 2 | NO         |
|   | REFUSED    |
|   | DON'T KNOW |

**PA19****pa9voltrwork**

R9 PA19 EVER DO VOLUNTEER WORK

**DISPLAY INSTRUCTIONS:**

Display PA19 and PA20 on the same screen.

**QUESTION TEXT:**

In the last month, did {you/SP} ever do volunteer work?

**CODES**

- |   |            |      |
|---|------------|------|
| 1 | YES        |      |
| 2 | NO         |      |
|   | REFUSED    | PA21 |
|   | DON'T KNOW | PA21 |

---

**PA20****pa9hlkpfrvol**

R9 PA20 HEALTH KEEP FM VOLUNTRING

**DISPLAY INSTRUCTIONS:**

If PA19 = 1 (YES), display “did {your/SP’s} health or functioning ever keep {you/him/her} from doing this (volunteer work)”.

If PA19 = 2 (NO), display “was {your/SP’s} health or functioning a reason that {you/he/she} did not do this (volunteer work)”.

**QUESTION TEXT:**

In the last month, {did {your/SP’s} health or functioning ever keep {you/him/her} from doing this (volunteer work)/was {your/SP’s} health or functioning a reason that {you/he/she} did not do this (volunteer work)}?

**CODES**

1	YES
2	NO
	REFUSED
	DON'T KNOW

---

**PA21****pa9prcranoth**

R9 PA21 PROVIDE CARE ANOTHER PERS

**DISPLAY INSTRUCTIONS:**

If PA17 = 1 (WORKED FOR PAY) or PA19 = 1 (VOLUNTEER WORK), display “besides as {a job/volunteer work/a job or volunteer work}”.

Otherwise, use null display.

If PA17 = 1 (WORKED FOR PAY) and PA19 = 1 (VOLUNTEER WORK), display “a job or volunteer work”. Else if PA17 = 1 (WORKED FOR PAY), display “a job”.

Else if PA19 = 1 (VOLUNTEER WORK), display “volunteer work”.

**QUESTION TEXT:**

In the last month, {{besides as {a job/volunteer work/a job or volunteer work}},} did {you/SP} ever provide care for or look after an adult or child who cannot care for themselves?

**CODES**

1	YES	
2	NO	PA23
	REFUSED	PA23
	DON'T KNOW	PA23

---

**PA22****op9spcaredfr**

R9 PA22D SP CARED FOR PERSON

**op9relatnshp**

R9 RELATIONSHIP TO SP UPDATE AND NEW

**DISPLAY INSTRUCTIONS:**

Display HELPER RELATIONSHIP CODES.

Display person roster with FIRST NAME, LAST NAME, and RELATIONSHIP TO SP. Allow entry for FIRST NAME and RELATIONSHIP TO SP fields.

Display "first" and "last" in underlined text.

**QUESTION TEXT:**

Who was that ({you/he/she} provided care for or looked after)?

PROBE: Anyone else?

SELECT ALL THAT APPLY

IF PERSON NAMED IS NOT ON THE ROSTER, PRESS CTRL/P TO ADD A PERSON

PA22b.	[What is (his/her) first name?]	CONFIRM SPELLING
PA22c.	[What is (his/her) last name?]	CONFIRM SPELLING
PA22d.	[What is (his/her) relationship to {you/SP}?]	PRESS F1 FOR HELP SCREEN

#### CODES

2	SPOUSE/PARTNER
3	DAUGHTER
4	SON
5	DAUGHTER-IN-LAW
6	SON-IN-LAW
7	STEPDAUGHTER
8	STEPSON
9	SISTER
10	BROTHER
11	SISTER-IN-LAW
12	BROTHER-IN-LAW
13	MOTHER
14	STEPMOTHER
15	MOTHER-IN-LAW
16	FATHER
17	STEPFATHER
18	FATHER-IN-LAW
19	GRANDDAUGHTER
20	GRANDSON
21	NIECE
22	NEPHEW
23	AUNT
24	UNCLE
25	COUSIN
26	STEPDAUGHTER'S SON/DAUGHTER
27	STEPSON'S SON/DAUGHTER
28	DAUGHTER-IN-LAW'S SON/DAUGHTER
29	SON-IN-LAW'S SON/DAUGHTER
30	BOARDER/RENTER
31	PAID AIDE/HOUSEKEEPER/EMPLOYEE
32	ROOMMATE
33	EX-WIFE/EX-HUSBAND
34	BOYFRIEND/GIRLFRIEND
35	NEIGHBOR
36	FRIEND
37	SOMEONE/SERVICE AT THE PLACE SP LIVES/LIVED
38	CO-WORKER
39	MINISTER, PRIEST, OR OTHER CLERGY
40	PSYCHIATRIST, PSYCHOLOGIST, COUNSELOR, OR THERAPIST
91	OTHER RELATIVE
92	OTHER NONRELATIVE

#### PROGRAMMER INSTRUCTIONS:

If code 31 is selected, display hard error message "Relationship code 31 "Paid Aide/Housekeeper/Employee" cannot be selected here. Please confirm the relationship and select another relationship code."

If "SERVICE/SOMEONE FROM THE PLACE SP LIVES" is selected from the person roster, display hard error message "SERVICE/SOMEONE FROM THE PLACE SP LIVES" cannot be selected here. Please confirm for whom SP provided care and select or add another person."

For each roster selection/addition at PA22, set PERSONSPCARESFOR flag = 1 (YES).

---

<b>PA23</b>	<b>pa9evrgowalk</b>	R9 PA23 EVER GO WALKING
-------------	---------------------	-------------------------

**QUESTION TEXT:**

In the last month, did {you/SP} ever go walking for exercise?

**CODES**

1	YES
2	NO
	REFUSED
	DON'T KNOW

---

<b>PA24</b>	<b>pa9vigoractv</b>	R9 PA24 EVER VIGOROUS ACTIVITIES
-------------	---------------------	----------------------------------

**QUESTION TEXT:**

In the last month, did {you/SP} ever spend time on vigorous activities that increased {your/his/her} heart rate and made {you/him/her} breathe harder? This includes things like working out, swimming, running or biking, or playing a sport.

**CODES**

1	YES
2	NO
	REFUSED
	DON'T KNOW

---

<b>BOX PA25a</b>	<b>BOX PA25a</b>	NOT ON FILE
------------------	------------------	-------------

**QUESTION TEXT:**

If R5 FAVACT = 95 (NO ACTIVITY LISTED), go to BOX PA26.  
Otherwise, go to PA25A.

---

<b>PA25a</b>	<b>pa9dofavact</b>	R9 PA25A GET TO DO FAV ACT LST YR
--------------	--------------------	-----------------------------------

**DISPLAY INSTRUCTIONS:**

Display PA25A and PA26 on the same screen.

If DECEASED flag = 1 (YES), display "Between the last interview in {LAST INT MONTH AND YEAR} and the time of {SP}'s death in {MONTH AND YEAR OF DEATH}, did {he/she} get to do this".

Otherwise, display, "Since the last interview in {LAST INT MONTH AND YEAR}, {have you/has SP} done this activity".

For "R5 FAVACT TEXT" display text response from R5 FAVACT.

**QUESTION TEXT:**

{SP}'S FAVORITE ACTIVITY WAS  
{R5 FAVACT TEXT}.

During an earlier interview, we learned that {your/{SP}'s} favorite activity was {R5 FAVACT TEXT}.

{Since the last interview in {LAST INT MONTH AND YEAR}, {have you/has SP} done this activity/Between the last interview in {LAST INT MONTH AND YEAR} and the time of {SP}'s death in {MONTH AND YEAR OF DEATH}, did {he/she} get to do this?}

**CODES**

1	YES
2	NO
	REFUSED
	DON'T KNOW

**BOX PA26**

**BOX PA26**

**NOT ON FILE**

If DECEASED flag = 1 (YES), go to Section HM – LML Helpers.  
Else, if PA25a = 1 (YES) or 2 (NO), go to PA26.  
Otherwise, go to Section RH - Rehabilitation.

**PA26**

**pa9fvactlimyr**

**R9 PA26 HEALTH LIMIT FAV ACTIVITY**

**QUESTION TEXT:**

In the last year, did {your/SP's} health or functioning ever keep {you/him/her} from this activity?

**CODES**

1	YES
2	NO
95	REFUSED
	DON'T KNOW

**PROGRAMMER INSTRUCTIONS:**

Go to Section RH - Rehabilitation

**Derived Variables From Items in PA Section**

**pa5dfavact**

R5 D FAVORITE ACTIVITY AT R5

## NHATS Round 9

Section RH [REHABILITATION]

Sequence: 26

**RH1**

**rh9rehab**

R9 RH1 RECEIVED REHAB IN LAST YEAR

**DISPLAY INSTRUCTIONS:**

Display “last year” in underlined text.

**QUESTION TEXT:**

Physical rehabilitation or “rehab” services can help you improve function and the ability to carry out daily activities. Services include physical therapy, occupational therapy, and speech therapy. Rehab can be received in different settings. For instance, while you are staying in the hospital, after a hospital stay in a nursing home or rehab facility, at a doctor’s or therapist’s office or clinic, or at home.

In the last year, {have you/has SP} received any rehab services?

**CODES**

1	YES
2	NO
	REFUSED
	DON'T KNOW

**BOX RH1**

**BOX RH1**

NOT ON FILE

If RH1=1 (YES) go to RH1A.

Otherwise, go to Section SD – Smoking.

**RH1A**

**rh9rehabmo**

R9 RH1A MONTHS OF REHAB

**DISPLAY INSTRUCTIONS:**

Display “last year” in underlined text.

**QUESTION TEXT:**

In the last year, for about how many months altogether did {you/SP} receive rehab services?

Was it for less than one month, one to three months, four to five months, or six or more months?

**CODES**

1	LESS THAN 1 MONTH	
2	1 TO 3 MONTHS	RH2
3	4 TO 5 MONTHS	RH2
4	6 OR MORE MONTHS	RH2
	REFUSED	RH2
	DON'T KNOW	RH2

**RH1B**

**rh9rehabweek**

R9 RH1B WEEKS OF REHAB

**DISPLAY INSTRUCTIONS:**

Display “last year” in underlined text.

In the last year, for about how many weeks altogether did {you/SP} receive rehab services? Was it less than one week, one to two weeks, or three to four weeks?

**CODES**

- |   |                  |
|---|------------------|
| 1 | LESS THAN 1 WEEK |
| 2 | 1 TO 2 WEEKS     |
| 3 | 3 TO 4 WEEKS     |
|   | REFUSED          |
|   | DON'T KNOW       |

**RH2****rh9rehaburg**

R9 RH2 REHAB POST SURGERY

**DISPLAY INSTRUCTIONS:**

Display "last year" in underlined text.

**QUESTION TEXT:**

We are interested in the reasons {you/SP} received rehab in the last year.

Did {you/SP} receive rehab to help {you/him/her} recover following surgery?

**CODES**

- |   |            |     |
|---|------------|-----|
| 1 | YES        |     |
| 2 | NO         | RH4 |
|   | REFUSED    | RH4 |
|   | DON'T KNOW | RH4 |

**RH3****rh9surgcond**

R9 RH3 MAIN MED CONDITION FOR SURGERY

**DISPLAY INSTRUCTIONS:**

Display "main medical condition" in underlined text.

**QUESTION TEXT:**

SHOW CARD RH1

Please look at this card and tell me, what was the main medical condition for which {you/SP} had surgery?

**CODES**

- |    |   |     |
|----|---|-----|
| 1  | A FRACTURE, SPRAIN, OR INJURY                   | RH5 |
| 2  | A HIP, KNEE OR OTHER JOINT REPLACEMENT          | RH5 |
| 3  | ANOTHER MUSCULOSKELETAL CONDITION               | RH5 |
| 4  | A STROKE OR TIA                                 | RH5 |
| 5  | A HEART ATTACK                                  | RH5 |
| 6  | ANOTHER HEART CONDITION OR VASCULAR DISEASE     | RH5 |
| 7  | A BREATHING CONDITION                           | RH5 |
| 8  | A NEUROLOGICAL CONDITION LIKE MS OR PARKINSON'S | RH5 |
| 9  | CANCER  | RH5 |
| 94 | ANOTHER CONDITION (SPECIFY)                     | RH5 |
| 95 | NO MEDICAL CONDITION (IF VOLUNTEERED)           | RH5 |
|    | REFUSED   | RH5 |
|    | DON'T KNOW                                      | RH5 |

**RH3B****RH3B**

NOT ON FILE

**QUESTION TEXT:**

SPECIFY OTHER MEDICAL CONDITION TARGETED BY SURGERY

**ENTER TEXT**

LEGNTH

50

**PROGRAMMER INSTRUCTIONS:**

Go to RH5.

**RH4****rh9rehabcond**

R9 RH4 MAIN MED CONDITION FOR REHAB

**DISPLAY INSTRUCTIONS:**

Display "main medical condition" in underlined text.

**QUESTION TEXT:**

SHOW CARD RH1

Please look at this card and tell me, what was the main medical condition for which {you/SP} received rehab in the last year?

**CODES**

1	A FRACTURE, SPRAIN, OR INJURY	RH5
2	A HIP, KNEE OR OTHER JOINT REPLACEMENT	RH5
3	ANOTHER MUSCULOSKELETAL CONDITION	RH5
4	A STROKE OR TIA	RH5
5	A HEART ATTACK	RH5
6	ANOTHER HEART CONDITION OR VASCULAR DISEASE	RH5
7	A BREATHING CONDITION	RH5
8	A NEUROLOGICAL CONDITION LIKE MS OR PARKINSON'S	RH5
9	CANCER	RH5
94	ANOTHER CONDITION (SPECIFY)	RH5
95	NO MEDICAL CONDITION (IF VOLUNTEERED)	RH5
	REFUSED	RH5
	DON'T KNOW	RH5

**RH4B****RH4B**

NOT ON FILE

**QUESTION TEXT:**

SPECIFY OTHER MEDICAL CONDITION

**ENTER TEXT**

LEGNTH

50

**RH5****rh9funcback**

R9 RH5 IMPROVE FUNCTION IN BACK

**rh9funchips**

R9 RH5 IMPROVE FUNCTION IN HIPS

**rh9funcnees**

R9 RH5 IMPROVE FUNCTION IN KNEES

**rh9funcfeet**

R9 RH5 IMPROVE FUNCTION IN FEET

**rh9funchands**

R9 RH5 IMPROVE FUNCTION IN HANDS

**rh9funcwrist**

R9 RH5 IMPROVE FUNCTION IN WRIST

**rh9funcshold**

R9 RH5 IMPROVE FUNCTION IN SHOULDERS



<b>rh9funchead</b>	R9 RH5 IMPROVE FUNCTION IN HEAD
<b>rh9funcneck</b>	R9 RH5 IMPROVE FUNCTION IN NECK
<b>rh9funcarms</b>	R9 RH5 IMPROVE FUNCTION IN ARMS
<b>rh9funclegs</b>	R9 RH5 IMPROVE FUNCTION IN LEGS
<b>rh9funcstom</b>	R9 RH5 IMPROVE FUNCTION IN STOMACH
<b>rh9funcmouth</b>	R9 RH5 IMPROVE FUNCTION IN MOUTH
<b>rh9funcheart</b>	R9 RH5 IMPROVE FUNCTION IN HEART
<b>rh9funclung</b>	R9 RH5 IMPROVE FUNCTION IN LUNGS (From Other Specify)
<b>rh9funcos</b>	R9 RH5 IMPROVE FUNCTION OTHER SPECIFY
<b>rh9funcnotsp</b>	R9 RH5 IMPROVE FUNCTION NO SPECIFIC PLACE

Display “where” in underlined.

**QUESTION TEXT:**

SHOW CARD RH2

Next, please look at this card and tell me where {you were/SP was} trying to improve function?

PROBE: Anywhere else?

SELECT ALL THAT APPLY

<b>CODES</b>	<b>Code All That Apply</b>	
1	BACK	RH6
2	HIP(S)	RH6
3	KNEES(S)	RH6
4	FEET	RH6
5	HAND(S)	RH6
6	WRIST(S)	RH6
7	SHOULDER(S)	RH6
8	HEAD	RH6
9	NECK	RH6
10	ARM(S)	RH6
11	LEG(S)	RH6
12	STOMACH	RH6
13	MOUTH OR THROAT	RH6
14	HEART	RH6
15	LUNGS	RH6
94	OTHER PLACES (SPECIFY)	
95	NO SPECIFIC PLACE (IF VOLUNTEERED)	RH6
	REFUSED	RH6
	DON'T KNOW	RH6

**PROGRAMMER INSTRUCTIONS:**

Response code 95 cannot be selected in combination with any other code. Display error message “INCONSISTENT ANSWER. ‘NO SPECIFIC PLACE’ CANNOT BE SELECTED WITH ANY OTHER CATEGORY” when leaving the screen.

**RH5A**

**RH5A**

NOT ON FILE

**QUESTION TEXT:**

SPECIFY OTHER BODY STRUCTURES TARGETED BY THERAPY

ENTER TEXT

Length

50

**RH6****rh9impchew**

R9 RH6 IMPROVE CHEWING SWALLOWING

**rh9impspeak**

R9 RH6 IMPROVE SPEAKING BEING UNDERSTOOD

**rh9impspain**

R9 RH6 IMPROVE PAIN LEVEL

**rh9impbreath**

R9 RH6 IMPROVE BREATHING

**rh9impweak**

R9 RH6 IMPROVE STRENGTH

**rh9impmove**

R9 RH6 IMPROVE MOVEMENT RANGE OF MOTION

**rh9impenergy**

R9 RH6 IMPROVE ENERGY LEVEL

**rh9impbal**

R9 RH6 IMPROVE BALANCE COORDINATION

**rh9impfall**

R9 RH6 IMPROVE PROBLEMS WITH FALLS

**rh9impmemory**

R9 RH6 IMPROVE MEMORY

**rh9impnone**

R9 RH6 IMPROVE NONE OF THESE PROBLEMS

**DISPLAY INSTRUCTIONS:**

Display "which of these problems" in underlined text.

**QUESTION TEXT:**

SHOW CARD RH3

Next, please look at this card and tell me which of these problems {were you/was SP} trying to improve?

PROBE: Any others?

SELECT ALL THAT APPLY

**CODES**

- |   |   |
|---|---|
| 1 | DIFFICULTY CHEWING OR SWALLOWING        |
| 2 | DIFFICULTY SPEAKING OR BEING UNDERSTOOD |
| 3 | PAIN LEVEL                              |
| 4 | PROBLEM WITH BREATHING                  |
| 5 | PROBLEM WITH STRENGTH (MUSCLE WEAKNESS) |
| 6 | PROBLEM WITH MOVEMENT (RANGE OF MOTION) |
| 7 | LOW ENERGY LEVEL                        |
| 8 | PROBLEM WITH BALANCE OR COORIDNATION    |
| 9 | PROBLEM WITH FALLS                      |

10 PROBLEM WITH MEMORY  
95 NONE OF THESE PROBLEMS  
REFUSED  
DON'T KNOW

<b>RH6B</b>	<b>rh9impbed</b>	R9 RH6B IMPROVE GETTING OUT OF BED
	<b>rh9impwalk</b>	R9 RH6B IMPROVE WALKING INSIDE HOME
	<b>rh9impleave</b>	R9 RH6B IMPROVE LEAVING HOME OUTSIDE
	<b>rh9impdistnc</b>	R9 RH6B IMPROVE WALKING DISTANCES OUTSIDE
	<b>rh9impclimb</b>	R9 RH6B IMPROVE CLIMBING STAIRS
	<b>rh9impdrive</b>	R9 RH6B IMPROVE DRIVING
	<b>rh9imptransp</b>	R9 RH6B IMPROVE USING OTHER TRANSPORTATION
	<b>rh9impnotths</b>	R9 RH6B IMPROVE NONE OF THESE MOBIL ACT

**DISPLAY INSTRUCTIONS:**

Display "which of these" in underlined text.

**QUESTION TEXT:**

SHOW CARD RH4

Sometimes rehab focuses on improving ways of moving or getting around. Please look at this card and tell me which of these {were you/was SP} trying to improve?

PROBE: Any others?

SELECT ALL THAT APPLY

<b>CODES</b>	<b>Code All That Apply</b>
1	GETTING OUT OF BED
2	WALKING AROUND INSIDE AT HOME
3	LEAVING HOME TO GO OUTSIDE
4	WALKING DISTANCES OUTSIDE (SEVERAL BLOCKS)
5	CLIMBING STAIRS
6	DRIVING
7	USING OTHER FORMS OF TRANSPORTATION
95	NONE OF THESE
	REFUSED
	DON'T KNOW

<b>RH6C</b>	<b>rh9impsc</b>	R9 RH6C IMPROVE CARING FOR SELF
	<b>rh9imphh</b>	R9 RH6C IMPROVE HOUSEHOLD ACTIVITIES
	<b>rh9impcomp</b>	R9 RH6C IMPROVE USING COMPUTER TABLET
	<b>rh9impwork</b>	R9 RH6C IMPROVE WORKING VOLUNTEERING
	<b>rh9impcare</b>	R9 RH6C IMPROVE PROVIDING CARE

rh9impactiv

R9 RH6C IMPROVE PARTICIPATING  
ACTIVITIES

rh9impactnon

R9 RH6C IMPROVE NONE OF THESE  
ACTIVITIES

**DISPLAY INSTRUCTIONS:**

Display “which of these” in underlined text.

**QUESTION TEXT:**

SHOW CARD RH5

Sometimes rehab focuses on improving the ability to carry out specific activities. Please look at this card and tell me which of these activities {were you/was SP} trying to improve?

PROBE: Any others?

SELECT ALL THAT APPLY

**CODES**

- |    |  |
|----|--|
| 1  | CARING FOR SELF (WASHING UP, TOILETING, DRESSING, EATING)                |
| 2  | HOUSEHOLD TASKS (SHOPPING FOR GROCERIES, PREPARING MEALS, DOING LAUNDRY) |
| 3  | USING A COMPUTER, LAPTOP OR TABLET                                       |
| 4  | WORKING OR VOLUNTEERING  |
| 5  | PROVIDING CARE TO SOMEONE ELSE   |
| 6  | PARTICIPATING IN SOCIAL, RELIGIOUS, OR COMMUNITY ACTIVITIES              |
| 95 | NONE OF THESE ACTIVITIES   |
|    | REFUSED  |
|    | DON'T KNOW   |

---

**RH6D**

rh9devcane

R9 RH6D THERAPIST RECOMMEND CANE  
WALKER

rh9devwhlch

R9 RH6D THERAPIST RECOMMEND  
WHEELCHR SCOOTER

rh9devramp

R9 RH6D THERAPIST RECOMMEND  
ENTRANCE RAMP

rh9devstair

R9 RH6D THERAPIST RECOMMEND STAIR  
LIFT GLIDE

rh9devtub

R9 RH6D THERAPIST RECOMMEND GRABBAR  
TUB SEAT

rh9devtoil

R9 RH6D THERAPIST RECOMMEND GRABBAR  
TOIL SEAT

rh9deveat

R9 RH6D THERAPIST RECOMMEND ADAPTED  
UTENSIL

rh9devdres

R9 RH6D THERAPIST RECOMMEND  
DRESSING DEV

rh9devgrab

R9 RH6D THERAPIST RECOMMEND REACHER  
GRABBER

rh9devcomp

R9 RH6D THERAPIST RECOMMEND  
COMPUTER DEVICE

rh9devcar

R9 RH6D THERAPIST RECOMMEND CAR  
DEVICE

rh9devothet

R9 RH6D THERAPIST RECOMMEND OTHER  
CHANGES

**DISPLAY INSTRUCTIONS:**

Use “Same Question Stem” display.

If STRUCTURE flag = 2 (MULTI-UNIT) and HO2=1 (COMMON OR SHARED ENTRANCE), do not display RH6D3.

If STRUCTURE flag = 2 (MULTI-UNIT) or HO5=1 (ONE FLOOR), do not display RH6D4.

If HO11A= 2 (NO BATHTUB) and HO11B = 1 (YES, SHOWER STALL), display “shower” in RH6D5.

Else if HO11a = 1 (YES, BATHTUB) and HO11b = 2 (NO SHOWER STALL), display “tub area” in RH6D5.

Otherwise, display “shower or tub area” in RH6D5.

If DROVEINLASTYEAR flag <> 1 (YES), use null display in RH6D11.

Otherwise, display “or {drive/drives}” in RH6D11.

If at RH6D1, do not display question text in brackets.

Otherwise, display question text in brackets.

**QUESTION TEXT:**

{{}}Rehab therapists sometimes recommend devices or equipment to make activities easier, safer or so patients can do them on their own.

In the last year did any of {your/SP's} therapists recommend...{{}}

{variable text [a – l]}

RESPONSE [1] a. a cane or walker?

RESPONSE [2] b. a wheelchair or scooter?

RESPONSE [3] c. a ramp at the entrance to {your/SP's} home?

RESPONSE [4] d. a stair lift or stair glide?

RESPONSE [5] e. a grab bar or seat in the {{shower}} or {tub area}}?

IF NEEDED: A grab bar is designed to help you steady yourself. It may be attached to the wall or built into the shower or tub. Do not include towel racks. A seat includes a chair, stool, or bench used in the shower or bathtub. Some seats are placed in the shower or tub, others are built in.

RESPONSE [6] f. grab bars or a raised seat for the toilet?

IF NEEDED: A grab bar is designed to help you steady yourself. It may be attached to the wall or built into the shower or tub. Do not include towel racks.

RESPONSE [7] g. adapted utensils to help with eating or cutting up food?

RESPONSE [8] h. special items to help with dressing such as buttonhooks or clothes that are designed to get on and off easily?

RESPONSE [9] i. a reacher or grabber to pick up things more easily?

RESPONSE [10] j. adaptive devices for a computer, laptop or tablet?

RESPONSE [11] k. adaptive devices for the car that {you ride /SP rides} in{ or {drive/drives}}?

RESPONSE [12] l. other changes to the home environment to help with daily tasks?

**CODES**

1	YES
2	NO
	REFUSED
	DON'T KNOW

**RH7****rh9place1**

R9 RH7A RECEIVE REHAB OVERNIGHT HOSP  
NH REHAB

rh9place2

R9 RH7B RECEIVE REHAB OUTPATIENT

rh9place3

R9 RH7C RECEIVE REHAB HOME

rh9place4

R9 RH7D RECEIVE REHAB SOMEWHERE ELSE

**DISPLAY INSTRUCTIONS:**

Use "Same Question Stem" display.

Display "where" in underlined text.

Display "overnight" in underlined text in RH7a.

Display "outpatient" in underlined text in RH7b.

If at RH7A, do not display question text in brackets.  
Otherwise, display question text in brackets.

**QUESTION TEXT:**

{[]Next, we are interested in where {you/SP} received rehab services in the last year.

In the last year, did {you/SP} receive rehab ... {}

RESPONSE [1] a. as an overnight patient in a hospital, nursing home, or rehab facility?

RESPONSE [2] b. as an outpatient at a center, clinic, or facility, or at a doctor's or therapist's office?

IF NEEDED: Outpatient means you did not stay overnight.

RESPONSE [3] c. at home?

RESPONSE [4] d. somewhere else?

**CODES**

1	YES
2	NO
	REFUSED
	DON'T KNOW

---

**BOX RH7E**

**BOX RH7E**

NOT ON FILE

If RH7D=1 (YES) go to RH7E.  
Otherwise, go to Box RH8.

---

**RH7E**

rh9place5

R9 RH7E RECEIVE REHAB OTHER SPECIFY  
PLACE TYPE

**QUESTION TEXT:**

SPECIFY WHERE SP RECEIVED REHAB

ENTER TEXT

LENGTH

50

---

**BOX RH8**

**BOX RH8**

NOT ON FILE

If more than one item at RH7A-D = 1 (YES), go to RH8.  
Otherwise, go to RH9.

---

**RH8**

rh9placelast

R9 RH8 PLACE LAST RECEIVED REHAB

**DISPLAY INSTRUCTIONS:**

Display “last” in underlined text.

If RH7A = 1 (YES), display “as an overnight patient in a hospital, nursing home, or rehab facility;” and response option 1. OVERNIGHT PATIENT IN HOSPITAL, NURSING HOME, OR REHAB FACILITY.

If RH7B = 1 (YES), display “as an outpatient at a center, clinic, or facility, or at a doctor’s or therapist’s office;” and response option 2. OUTPATIENT AT A CENTER, CLINIC, FACILITY, DOCTOR’S OR THERAPIST’S OFFICE.

If RH7C = 1 (YES), display “at home;” and response option 3. HOME.

If RH7D = 1 (YES), display “at {TEXT FROM RH7E}” and response option 4. SOMEWHERE ELSE.

Display “or” between places received services.

**QUESTION TEXT:**

Which place did {you/SP} last receive these services?

IF NEEDED: Was it {as an overnight patient in a hospital, nursing home, or rehab facility;/as an outpatient at a center, clinic, or facility, or at a doctor’s or therapist’s office;/at home;/at {TEXT FROM RH7E}}?

**CODES**

- |   |  |
|---|--|
| 1 | OVERNIGHT PATIENT IN HOSPITAL, NURSING HOME, OR REHAB FACILITY           |
| 2 | OUTPATIENT AT A CENTER, CLINIC, FACILITY, DOCTOR’S OR THERAPIST’S OFFICE |
| 3 | SOMEWHERE ELSE   |
|   | REFUSED  |
|   | DON’T KNOW   |

**RH9****rh9ability**

R9 RH9 FUNCTIONING IMPROVE IN REHAB

**QUESTION TEXT:**

While {you were/SP was} receiving rehab services in the last year, did {your/his/her} functioning and ability to do activities improve, get worse, or stay about the same?

**CODES**

- |   |                                     |      |
|---|-------------------------------------|------|
| 1 | IMPROVED                            |      |
| 2 | GOT WORSE                           | RH9B |
| 3 | STAYED ABOUT THE SAME               | RH10 |
| 4 | VARIED/UP AND DOWN (IF VOLUNTEERED) | RH10 |
|   | REFUSED                             | RH10 |
|   | DON’T KNOW                          | RH10 |

**RH9A****rh9abilimp**

R9 RH9A HOW MUCH FUNCTIONING IMPROVE IN REHAB

**QUESTION TEXT:**

Did it improve a lot, somewhat, or a little?

**CODES**

- |   |       |
|---|-------|
| 1 | A LOT |
|---|-------|

- 2 SOMEWHAT
- 3 A LITTLE
- REFUSED
- DON'T KNOW

**PROGRAMMER INSTRUCTIONS:**

Go to RH10.

**RH9B**

**rh9abilworse**

R9 RH9B HOW MUCH FUNCTIONING WORSE  
IN REHAB

**QUESTION TEXT:**

Did it get a lot worse, somewhat worse or a little worse?

**CODES**

- 1 A LOT
- 2 SOMEWHAT
- 3 A LITTLE
- REFUSED
- DON'T KNOW

**RH10**

**rh9rehabnow**

R9 RH10 STILL RECEIVING REHAB

**DISPLAY INSTRUCTIONS:**

Display "still" in underlined text.

**QUESTION TEXT:**

{Are you/Is SP} still receiving rehab services?

**CODES**

- 1 YES
- 2 NO
- REFUSED
- DON'T KNOW

**BOX RH11**

**BOX RH11**

NOT ON FILE

If RH10=2 (NO) go to RH11.  
Otherwise, go to Section SD – Smoking.

**RH11**

**rh9metgoals**

R9 RH11 MET GOALS WHEN REHAB ENDED

**QUESTION TEXT:**

When {your/SP's} rehab services ended, had {you/SP} met all or most of {your/his/her} goals?

**CODES**

- 1 YES
- 2 NO
- REFUSED
- DON'T KNOW

**RH12**

**rh9metinsur**

R9 RH12 MET INSURANCE LIMIT WHEN REHAB



ENDED

**QUESTION TEXT:**

When {your/SP's} rehab services ended, had {you/SP} met the limit of {your/{his/her}} insurance coverage?

**CODES**

- |   |            |
|---|------------|
| 1 | YES        |
| 2 | NO         |
|   | REFUSED    |
|   | DON'T KNOW |

---

**RH13**

**rh9abilnow**

R9 RH13 FUNCTIONING IMPROVE WHEN  
REHAB ENDED

**QUESTION TEXT:**

Since {your/SP's} rehab services ended, have {your/his/her} functioning and ability to do activities improved, got worse, or stayed about the same?

**CODES**

- |   |                                     |            |
|---|-------------------------------------|------------|
| 1 | IMPROVED                            |            |
| 2 | GOT WORSE                           | RH15       |
| 3 | STAYED ABOUT THE SAME               | Section SD |
| 4 | VARIED/UP AND DOWN (IF VOLUNTEERED) | Section SD |
|   | REFUSED                             | Section SD |
|   | DON'T KNOW                          | Section SD |

---

**RH14**

**rh9nowimp**

R9 RH14 HOW MUCH FUNCTION IMPROVE  
AFTER REHAB

**QUESTION TEXT:**

Did it improve a lot, somewhat, or a little?

**CODES**

- |   |            |
|---|------------|
| 1 | A LOT      |
| 2 | SOMEWHAT   |
| 3 | A LITTLE   |
|   | REFUSED    |
|   | DON'T KNOW |

**PROGRAMMER INSTRUCTIONS:**

Go to Section SD – Smoking.

---

**RH15**

**rh9noworse**

R9 RH15 HOW MUCH FUNCTION WORSE  
AFTER REHAB

**QUESTION TEXT:**

Did it get a lot worse, somewhat worse, or a little worse?

**CODES**

- |   |          |
|---|----------|
| 1 | A LOT    |
| 2 | SOMEWHAT |

3

A LITTLE  
REFUSED  
DON'T KNOW

**PROGRAMMER INSTRUCTIONS:**

Go to Section SD – Smoking.

---

## NHATS Round 9

Section SD [SMOKING]

Sequence: 27

---

**BOX SD2**                      **BOX SD2**                      NOT ON FILE

If R1 SD1 (EVER SMOKED) = 1 (YES), go to SD2.

Otherwise, go to SECTION PE - Performance.

---

**SD2**                      **sd9smokesnow**                      R9 SD2 SMOKES NOW

**QUESTION TEXT:**

{Do you/Does SP} smoke cigarettes now?

**CODES**

1	YES	SD3
2	NO	SECTION PE
	REFUSED	SECTION PE
	DON'T KNOW	SECTION PE

---

**SD3**                      **sd9numcigday**                      R9 SD3 NUM OF CIGARETTES PER DAY

**QUESTION TEXT:**

On average, how many cigarettes per day {do you/does SP} usually smoke?

IF NEEDED: A pack contains 20 cigarettes.

ENTER # OF CIGARETTES

ENTER 999 IF SP SMOKES LESS THAN 1 CIGARETTE PER DAY

**ENTER NUMBER**

Range	1 to 120
Soft Range	1 to 40
REFUSED	
DON'T KNOW	

**PROGRAMMER INSTRUCTIONS:**

IF NUMBER ENTERED VIOLATES THE HARD RANGE (SD3<1 OR SD3>120) AND SD3 <>999 THEN DISPLAY ERROR MESSAGE #13 FROM THE GLOBAL SPEC.

---

## NHATS Round 9

Section PE [PERFORMANCE]

Sequence: 28

PE1PRE

PE1PRE

NOT ON FILE

Next I would like to ask {you/SP} to try to perform a few simple movements, that is to move {your/{his/her}} body in different ways. Before we start, I need to ask a few questions.

PRESS 1 AND ENTER TO CONTINUE

PE1

pe9whhndsign

R9 PE1 HAND USE TO SIGN YOR NAME

### QUESTION TEXT:

Which hand {do you/does SP} use to sign {your/{his/her}} name?

### CODES

- |   |            |
|---|------------|
| 1 | LEFT       |
| 2 | RIGHT      |
| 3 | BOTH       |
|   | REFUSED    |
|   | DON'T KNOW |

### PROGRAMMER INSTRUCTIONS:

If PE1 = 1, set LEFTHANDED flag = 1 (yes).  
If PE1 = 2, set RIGHTHANDED flag = 1 (yes).  
If PE1 = 3, set EITHERHANDED flag = 1 (yes).

PE2

pe9surghdwrt

R9 PE2 HAVE SURGRY TO HAND WRIST

### DISPLAY INSTRUCTIONS:

Display "in the last 3 months" in bold underlined text.

### QUESTION TEXT:

In the last 3 months, that is since {MONTH AND YEAR 3 MONTHS PRIOR TO TODAY'S DATE}, {have you/has SP} had surgery or a serious injury on {your/{his/her}} hand or wrist?

### CODES

- |   |            |     |
|---|------------|-----|
| 1 | YES        |     |
| 2 | NO         | PE4 |
| 3 | REFUSED    | PE4 |
|   | DON'T KNOW | PE4 |

PE3

pe9surgyside

R9 PE3 WHICH SIDE WAS SURGERY

### QUESTION TEXT:

Which side was that (surgery or serious injury on {your/SP's} hand or wrist)? Was it the left side or right side?

### CODES

- |   |            |     |
|---|------------|-----|
| 1 | LEFT SIDE  |     |
| 2 | RIGHT SIDE |     |
| 3 | BOTH SIDES | PE8 |
|   | REFUSED    |     |
|   | DON'T KNOW |     |

**PROGRAMMER INSTRUCTIONS:**

If PE3 = 1 (left hand/wrist surgery), set LEFTGRIPTEST flag = 2 (no).

If PE3 = 2 (right hand/wrist surgery), set RIGHTGRIPTEST flag = 2 (no).

If PE3 = 3 (both hands/wrists surgery), set LEFTGRIPTEST flag = 2 (no) and RIGHTGRIPTEST flag = 2 (no).

**PE4****pe9flrupain**

R9 PE4 EXPER FLARE UP PAIN HAND

**DISPLAY INSTRUCTIONS:**

Display "currently" in bold underlined text.

**QUESTION TEXT:**

{Are you/Is SP} currently experiencing a flare-up of pain in either hand or wrist?

**CODES**

1	YES	
2	NO	PE6
	REFUSED	PE6
	DON'T KNOW	PE6

**PE5****pe9sideflrup**

R9 PE5 SIDE CURRNT FLARE UP PAIN

**DISPLAY INSTRUCTIONS:**

Display "current" in bold underlined text.

**QUESTION TEXT:**

Which side is that current flare-up of pain in {your/SP's} hand or wrist? Is it the left side or right side?

**CODES**

1	LEFT SIDE	
2	RIGHT SIDE	
3	BOTH SIDES	PE8
	REFUSED	
	DON'T KNOW	

**PROGRAMMER INSTRUCTIONS:**

If PE5 = 1 (left hand/pain flare up), set LEFTGRIPTEST flag = 2 (no).

If PE5 = 2 (right hand/pain flare up), set RIGHTGRIPTEST flag = 2 (no).

If PE5 = 3 (both hands/pain flare ups), set LEFTGRIPTEST flag = 2 (no) and RIGHTGRIPTEST flag = 2 (no).

**PE6****pe9surgarmsh**

R9 PE6 SURGERY ARM OR SHOULDER

**DISPLAY INSTRUCTIONS:**

Display "In the last 3 months" in bold underlined text.

**QUESTION TEXT:**

In the last 3 months, that is since {MONTH AND YEAR 3 MONTHS PRIOR TO TODAY'S DATE}, {have you/has SP} had surgery or a serious injury on {your/{his/her}} arm or shoulder

**CODES**

1	YES	
2	NO	PE8
	REFUSED	PE8
	DON'T KNOW	PE8

**PE7****pe9sidsurgar**

R9 PE7 SIDE SURGERY ARM OR SHLDR

**QUESTION TEXT:**

Which side was that (surgery or serious injury on {your/SP's} arm or shoulder)? Was it the left side or right side?

**CODES**

- |   |            |
|---|------------|
| 1 | LEFT SIDE  |
| 2 | RIGHT SIDE |
| 3 | BOTH SIDES |
|   | REFUSED    |
|   | DON'T KNOW |

**PROGRAMMER INSTRUCTIONS:**

If PE7 = 1 (left arm/shoulder surgery), set LEFTGRIPTEST flag = 2 (no).  
 If PE7 = 2 (right arm/shoulder surgery), set RIGHTGRIPTEST flag = 2 (no).  
 If PE7 = 3 (both arms/shoulders surgery), set LEFTGRIPTEST flag = 2 (no) and RIGHTGRIPTEST flag = 2 (no).

**PE8****pe9surg hips**

R9 PE8 SURG HIPS IN CLUD REPLCMNT

**DISPLAY INSTRUCTIONS:**

Display "In the last 3 months" in bold underlined text.

**QUESTION TEXT:**

In the last 3 months, that is since {MONTH AND YEAR 3 MONTHS PRIOR TO TODAY'S DATE}, {have you/has SP} had surgery or a serious injury on {your/{his/her}} hips (including hip replacement surgery)?

**CODES**

- |   |            |          |
|---|------------|----------|
| 1 | YES        |          |
| 2 | NO         | BOX PE11 |
|   | REFUSED    | BOX PE11 |
|   | DON'T KNOW | BOX PE11 |

**PE9****pe9sidhipsrg**

R9 PE9 SIDE WAS HIP SURGERY ON

**QUESTION TEXT:**

Was that (surgery or serious injury on {your/SP's} hips) only on one side or on both sides?

**CODES**

- |   |            |
|---|------------|
| 1 | ONE SIDE   |
| 2 | BOTH SIDES |
|   | REFUSED    |
|   | DON'T KNOW |

**PROGRAMMER INSTRUCTIONS:**

If PE9 = 2 (both hips surgery), set CHAIRSTANDS flag = 2 (no).

**BOX PE11****BOX PE11**

NOT ON FILE

If MO24 = 1 (always uses mobility device to get out of bed) or MO26 = 4 (never got out of bed by self), go to PE11.

Otherwise go to BOX PE13.

**PE11****pe9stndwhold****R9 PE11 STAND WITHOUT HOLDING ON****DISPLAY INSTRUCTIONS:**

Display "stand without holding onto anyone or anything" in bold underlined text.

**QUESTION TEXT:**

For a few of the body movements, I will ask {you/SP} to stand without holding onto anyone or anything. I can help {you/{him/her}} get up if {you/{he/she}} would like me to. {Are you/Is SP} able to try this?

**CODES**

- |   |            |
|---|------------|
| 1 | YES        |
| 2 | NO         |
|   | REFUSED    |
|   | DON'T KNOW |

**PROGRAMMER INSTRUCTIONS:**

If PE11 = 2 (not able to stand without holding on to anyone/anything), set BALANCESTANDS flag = 2 (no).

**BOX PE12****BOX PE12**

NOT ON FILE

If CHAIRSTANDS flag = 2 (NO), go to PE13.  
Otherwise, go to PE12.

**PE12****pe9upchbyslf****R9 PE12 GET UP OUT CHAIR BY SELF****DISPLAY INSTRUCTIONS:**

Display "without" and "by {yourself/{himself/herself}}" in bold underlined text.

If CANE flag = 1 (yes) or WALKER flag = 1 (yes), display "and without {your/{his/her}} {cane/walker/cane or walker}".

If CANE flag = 1 (yes) and WALKER flag is null, display "cane".

If WALKER flag = 1 (yes) and CANE flag is null, display "walker".

If CANE flag = 1 (yes) and WALKER flag = 1 (yes), display "cane or walker".

**QUESTION TEXT:**

I will also ask {you/SP} to get up out of a chair by {yourself/{himself/herself}} {and without {your/{his/her}} {cane/walker/cane or walker}}. {Are you/Is SP} able to try this?

**CODES**

- |   |            |
|---|------------|
| 1 | YES        |
| 2 | NO         |
|   | REFUSED    |
|   | DON'T KNOW |

**PROGRAMMER INSTRUCTIONS:**

If PE12 = 2 (unable to try getting up from chair without mobility devices/help), set CHAIRSTANDS flag = 2 (no).

**BOX PE13****BOX PE13**

NOT ON FILE

If MO15 = 1 (used wheelchair every time to get around home/building) or MO16 = 1 (used scooter every time to get around home/building) set WALKING COURSE flag = no (2) and go to PE14.

Otherwise go to PE13.

**DISPLAY INSTRUCTIONS:**

Display "walk a short distance in this room by {yourself/{himself/herself}}" in bold underlined text.

If MO13 = 1,2,3, or 4 (used cane every time, most times, sometimes, or rarely when walking around inside) or MO14 = 1,2,3, or 4 (used walker every time, most times, sometimes, or rarely when walking around inside), display "{You/{He/She}} may use {your/{his/her}} {cane/walker/cane or walker} if {you feel/{he/she} feels} {you need/{he/she} needs} it to walk a short distance."

If MO13 = 1,2,3, or 4 and MO14 ≠ 1,2,3, or 4, display "cane".

If MO14 = 1,2,3, or 4 and MO13 ≠ 1,2,3, or 4, display "walker".

If MO13 = 1,2,3, or 4 and If MO14 = 1,2,3, or 4, display "cane or walker".

**QUESTION TEXT:**

I will (also) be asking {you/SP} to walk a short distance in this room by {yourself/{himself/herself}}. {{You/{He/She}} may use {your/{his/her}} {cane/walker/cane or walker} if {you feel/{he/she} feels} {you need/{he/she} needs} it to walk a short distance.} {Are you/Is SP} able to try this?

**CODES**

- |   |            |
|---|------------|
| 1 | YES        |
| 2 | NO         |
|   | REFUSED    |
|   | DON'T KNOW |

**PROGRAMMER INSTRUCTIONS:**

If PE13 = 2 (unable to walk short distance), set WALKINGCOURSE flag = 2 (no).

**PE14****PE14**

NOT ON FILE

**DISPLAY INSTRUCTIONS:**

Display "ACTIVITIES TO SET UP AND DEMONSTRATE" in bolded text.

Display grid with 7 rows and 3 columns.

In R1C1, use null display.

In R1C2, display "ACTIVITY" in bolded text.

In R1C3, display "ADMINISTER" in bolded text.

In R2C1, display "1."

In R2C2, display "BALANCE STANDS".

In R2C3, if BALANCESTANDS flag = 2 (no), set BALANCESTANSELIG flag = 2 (NO), and display "NO".

Otherwise, set BALANCESTANSELIG flag = 1 (YES), and display "YES".

In R3C1, display "2."

In R3C2, display "WALKING COURSE".

In R3C3, if WALKINGCOURSE flag = 2 (no), set WALKINGCOURSELIG flag = 2 (NO), and display "NO".

Otherwise, set WALKINGCOURSELIG flag = 1 (YES), and display "YES".

In R4C1, use null display.

In R4C2, use null display. In R4C3:

If WALKINGCOURSELIG flag = 1 (YES) and [MO13 = 2, 3, or 4 (used cane most times, sometimes, or rarely inside) or MO14 = 2, 3, or 4 (used walker most times, sometimes, or rarely inside)], set AIDUSAGE flag = 2 (SOMETIMES), and display "B. SOMETIMES USES CANE/WALKER AROUND HOME".

Else, if WALKINGCOURSELIG flag = 1 (YES) and [MO13 = 1 (used cane every time inside) or MO14 = 1 (used walker every time inside)], set AIDUSAGE flag = 3 (ALWAYS), and display "C. ALWAYS USES CANE/WALKER AROUND HOME".

Otherwise, if WALKINGCOURSELIG flag = 1 (YES), set AIDUSAGE flag = 1 (NEVER), and display "A. DOESN'T USE



CANE/WALKER AROUND HOME”.

In R5C1, display “3.”.

In R5C2, display “CHAIR STANDS”.

In R5C3, if CHAIRSTANDS flag = 2 (no), set CHAIRSTANDSELIG flag = 2 (NO), and display “NO”.

Otherwise, set CHAIRSTANDSELIG flag = 1 (YES), and display “YES”.

In R6C1, display “4.”.

In R6C2, display “GRIP STRENGTH”.

In R6C3:

If LEFTGRIPTEST flag=2 (no) and RIGHTGRIPTEST flag=2 (no), set GRIPSTRENGTHELIG flag = 3 (NO), and display "NO".

Else if LEFTGRIPTEST flag=2 (no) and RIGHTGRIPTEST flag NE 2 (no), set GRIPSTRENGTHELIG flag = 1 (YES RIGHT), and display "YES RIGHT".

Else if LEFTGRIPTEST flag NE 2 (no) and RIGHTGRIPTEST flag=2 (no), set GRIPSTRENGTHELIG flag = 2 (YES LEFT), and display "YES LEFT".

Else if [LEFTGRIPTEST flag NE 2 (NO) and RIGHTGRIPTEST flag NE 2 (no)] and [LEFTHANDED flag = 1 (YES)], set GRIPSTRENGTHELIG flag = 2 (YES LEFT), and display "YES LEFT".

Otherwise, set GRIPSTRENGTHELIG flag = 1 (YES RIGHT), and display "YES RIGHT".

Display “TRANSFER INFORMATION TO FRONT PAGE OF ACTIVITIES BOOKLET”

Display “AFTER ACTIVITIES ARE COMPLETED, PRESS 1 AND ENTER TO CONTINUE”

**QUESTION TEXT:**

ACTIVITIES TO SET UP AND DEMONSTRATE

ACTIVITY	ADMINISTER
1. BALANCE STANDS	{YES/NO}
2. WALKING COURSE	{YES/NO}
	{A. DOESN'T USE CANE/WALKER AROUND HOME/ B. SOMETIMES USES CANE/WALKER AROUND HOME/ C. ALWAYS USES CANE/WALKER AROUND HOME}
3. CHAIR STANDS	{YES/NO}
4. GRIP STRENGTH	{YES RIGHT/YES LEFT/NO}

TRANSFER INFORMATION TO FRONT PAGE OF ACTIVITIES BOOKLET

AFTER ACTIVITIES ARE COMPLETED, PRESS 1 AND ENTER TO CONTINUE

---

**PE15**

**PE15**

NOT ON FILE

**QUESTION TEXT:**

REMEMBER TO AFFIX SP ID LABEL AND WRITE YOUR INTERVIEWER ID AND DATE ON ACTIVITIES BOOKLET COVER.

PRESS 1 AND ENTER TO CONTINUE

**PROGRAMMER INSTRUCTIONS:**

Go to Section HW – Height & Weight

---

Flag Variables Set in PE Section	
<b>fl9lefthand</b>	R9 F PE CAN SP DO LEFT HAND TEST
<b>fl9righthand</b>	R9 F PE CAN SP DO RGT HAND TEST
<b>fl9eiherhand</b>	R9 F PE CAN SP DO EITHR HAND TST
<b>fl9lftgrptst</b>	R9 F PE CAN SP DO LFT GRIP TEST
<b>fl9rhtgrptst</b>	R9 F PE CAN SP DO RIGHT GRIP TST
<b>fl9charstnds</b>	R9 F PE CAN SP DO CHAIR STANDS
<b>fl9balstands</b>	R9 F PE CAN SP DO BALANCE STANDS
<b>fl9wlkingrse</b>	R9 F PE CAN SP DO WALKING COURSE

Affix SP ID Label

ab8datemonth R8 AB COVER DATE MONTH  
ab8dateyear R8 AB COVER DATE YEAR

Date: 

m	m

 / 

d	d

 / 

2	0	1	
y	y	y	y

Interviewer ID: 

N	H	A	T				
---	---	---	---	--	--	--	--


# National Health and Aging Trends Study

## Activities Booklet



## ACTIVITIES TO SET UP AND DEMONSTRATE

Transfer information from laptop screen. Mark administration for each activity "YES" or "NO" and copy to the administration box on the page listed for each activity.

ACTIVITY	ADMINISTER		PAGE
1. BALANCE STANDS	<input type="checkbox"/> YES	<input type="checkbox"/> NO	4
2. WALKING COURSE	<input type="checkbox"/> YES	<input type="checkbox"/> NO	16
			
	<input type="checkbox"/> WA3a. Doesn't use cane/walker around home	}	17
	<input type="checkbox"/> WA3b. Sometimes uses cane/walker around home		
	<input type="checkbox"/> WA3c. Always uses cane/walker around home		
3. CHAIR STANDS	<input type="checkbox"/> YES	<input type="checkbox"/> NO	22
4. GRIP STRENGTH	<input type="checkbox"/> YES <b>RIGHT</b>	<input type="checkbox"/> NO	28
	<input type="checkbox"/> YES <b>LEFT</b>		
5. WAIST CIRCUMFERENCE	YES		34
6. PEAK AIR FLOW	YES		38



## GENERAL INSTRUCTIONS

- *Administer activities in the order presented in booklet*
- *Read/say **bold blue text** to SP EXACTLY as written*
- *Check that SP is wearing appropriate shoes (tennis shoes or shoes with less than 1-inch heels, but not slippers). If not, request SP to change shoes or put shoes on*
- *Check lighting to see if adequate for SP to see. If not, ask if there is a light you can turn on*
- *Identify place for SP to sit while watching you demonstrate activities*



## GENERAL INSTRUCTIONS

*Record start time:*

<input type="text"/>	<input type="text"/>	:	<input type="text"/>	<input type="text"/>	<input type="checkbox"/> AM
<input type="text"/>	<input type="text"/>	:	<input type="text"/>	<input type="text"/>	<input type="checkbox"/> PM
HRS			MINS		
in8strtabhrs			R8 IN8 START TIME HOURS		
in8strtabmin			R8 IN8 START TIME MINUTES		
in8strtmampm			R8 IN8 START TIME AM OR PM		

Now I would like to ask you to try to perform a few simple movements, that is to move your body in different ways.

For each movement, I will first describe it and show it to you. Then I'd like you to try to do it.

If you feel it would be unsafe to try it, tell me, and we'll move on to the next one.

Do you have any questions before we begin?



THIS PAGE INTENTIONALLY LEFT BLANK



## BALANCE STANDS

*Balance Stands Administration:*

BA1

☐ YES



☐ NO

GO TO WALKING COURSE p.16



- *Clear space for balance stands activity*
- *Get out stopwatch*





## SIDE BY SIDE STAND

➤ *Reset stopwatch to 0:00'00"00*

**Now I'll show you the first movement.**

➤ *Demonstrate with inside edges of your feet touching at the heels and toes*



**I want you to try to stand with your feet together, side-by-side, for about 10 seconds. You may use your arms, bend your knees, or move your body in order to keep your balance, but try not to move your feet. Try to hold this position until I tell you to stop.**

**Do you think it would be safe to try this?**

BA2

☐ YES



☐ NO

GO TO BA3 ☒ 3. Not attempted

*Help SP into position:*

- *Support SP's elbow with one hand while standing slightly behind and to the side*
- *Hold stopwatch behind SP's back*
- *Check SP's feet position*

**Are you ready?**

YES



NO

GO TO BA3 ☒ 3. Not attempted








**Ready, begin.**

- *Start stopwatch*
- *Remove support hand*
- *Step back half a step. Keep your hands near SP's elbow and back*

*After 10 seconds if SP is still holding position, say:*

**Stop.**

## SIDE BY SIDE STAND — RESULTS

ba8sxsresult R8 BA3 SIDE BY SIDE STAND RESULT <b>BA3</b>		
<input type="checkbox"/> 1. COMPLETED, HELD FOR 10 SEC	<input type="checkbox"/> 2. ATTEMPTED, NOT HELD FOR 10 SEC	<input type="checkbox"/> 3. NOT ATTEMPTED
	<b>BA4</b>	<b>BA5</b>
 <b>SEMI-TANDEM</b> Next Page	<b>Time held:</b>     <div>SECS 1/100</div> 	<b>Reasons not attempted:</b> <u>Mark all that apply</u> <input type="checkbox"/> 1. SP felt unsafe <input type="checkbox"/> 2. Proxy felt unsafe for SP <input type="checkbox"/> 3. You felt unsafe for SP/SP unsteady with support <input type="checkbox"/> 4. SP unable to understand directions <input type="checkbox"/> 9. Other, specify: <div></div> 

ba8blstdsecs R8 BA4A SECS SIDE BY SIDE STAND  
 ba8blstdhndr R8 BA4B HNRDS SIDE BY SIDE STND  
 ba8rsn1ssstd R8 BA5 1 NO STAND SP FELT UNSAFE  
 ba8rsn2ssstd R8 BA5 2 NO STAND PRXY FELT UNSF  
 ba8rsn3ssstd R8 BA5 3 NO STND INTWR FELT UNSF  
 ba8rsn4ssstd R8 BA5 4NO STND SP UNABL2UNDRSTD  
 ba8rsn9ssstd R8 BA5 9 NO STAND OTHER SPECIFY

## SEMI-TANDEM STAND

➤ Reset stopwatch to 0:00'00"00

Now I'll show you the second movement.

➤ Demonstrate with inside edge of one foot touching the big toe of the other



I want you to try to stand with the side of the heel of one foot touching the big toe of the other foot for about 10 seconds. You may put either foot in front, whichever is more comfortable for you.

You may use your arms, bend your knees, or move your body in order to keep your balance, but try not to move your feet. Again, try to hold this position until I tell you to stop.

Do you think it would be safe to try this?

BA6

☐ YES



☐ NO

GO TO BA7 ☒ 3. Not attempted



Help SP into position:

- Support SP's elbow with one hand while standing slightly behind and to the side
- Hold stopwatch behind SP's back
- Check SP's feet position

Are you ready?

YES



NO

GO TO BA7 ☒ 3. Not attempted





Ready, begin.

- Start stopwatch
- Remove support hand
- Step back half a step. Keep your hands near SP's elbow and back

After 10 seconds if SP is still holding position, say:

Stop.

## SEMI-TANDEM STAND — RESULTS

ba8stdmreslt R8 BA7 SEMI TANDEM STAND RESULT BA7		
<input type="checkbox"/> 1. COMPLETED, HELD FOR 10 SEC	<input type="checkbox"/> 2. ATTEMPTED, NOT HELD FOR 10 SEC	<input type="checkbox"/> 3. NOT ATTEMPTED
 <p><b>FULL TANDEM</b> Next Page</p>	<p>Time held:</p>  <p>SECS 1/100</p> <p>GO TO WALKING COURSE p.16</p>	<p>BA8</p> <p>BA9</p> <p><b>Reasons not attempted: Mark all that apply</b></p> <p><input type="checkbox"/> 1. SP felt unsafe</p> <p><input type="checkbox"/> 2. Proxy felt unsafe for SP</p> <p><input type="checkbox"/> 3. You felt unsafe for SP/SP unsteady with support</p> <p><input type="checkbox"/> 4. SP unable to understand directions</p> <p><input type="checkbox"/> 9. Other, specify:</p> <div style="border: 1px solid black; height: 60px; width: 100%;"></div> <p>GO TO WALKING COURSE p.16</p>

ba8stdmsecs R8 BA8A SECS HELD SEMI TANDEM STD

ba8stdmhndr R8 BA8B HNRDS HLD SEMI TANDEM STD

ba8rsn1ststd R8 BA9 1 NO STNDM SP FELT UNSAFE

ba8rsn2ststd R8 BA9 2NO STNDM PRXY FELT UNSAF

ba8rsn3ststd R8 BA9 3 NO STNDM INTR FELT UNSF

ba8rsn4ststd R8 BA9 4NO STNDM SP UNABL2UNDSTD

ba8rsn9ststd R8 BA9 9 NO STNDM OTHER SPECIFY



## FULL TANDEM STAND

- Reset stopwatch to 0:00'00"00

Now I'll show you the third movement.

- Demonstrate with heel of one foot in front of and touching toes of the other



I want you to try to stand with the heel of one foot in front of and touching the toes of the other foot for about 10 seconds. You may put either foot in front, whichever is more comfortable for you.

You may use your arms, bend your knees, or move your body in order to keep your balance, but try not to move your feet. Try to hold this position until I tell you to stop.

Do you think it would be safe to try this?

BA10

☐ YES



☐ NO

GO TO BA11 ☒ 3. Not attempted

Help SP into position:

- Support SP's elbow with one hand while standing slightly behind and to the side
- Hold stopwatch behind SP's back
- Check SP's feet position

Are you ready?

YES



NO

GO TO BA11 ☒ 3. Not attempted

Ready, begin.



- Start stopwatch
- Remove support hand
- Step back half a step. Keep your hands near SP's elbow and back

After 10 seconds if SP is still holding position, say:

Stop.



# FULL TANDEM STAND — RESULTS

ba8ftdmreslt R8 BA11 FULL TANDEM STAND RESULT BA11		
<input type="checkbox"/> 1. COMPLETED, HELD FOR 10 SEC	<input type="checkbox"/> 2. ATTEMPTED, NOT HELD FOR 10 SEC	<input type="checkbox"/> 3. NOT ATTEMPTED
 <p><b>ONE LEG EYES OPEN</b> Next Page</p>	<p>Time held:</p> <div>  <input type="text"/> <input type="text"/> </div> <div> <div>SECS</div> <div>1/100</div> </div> <p>GO TO <b>WALKING COURSE p.16</b></p>	<p>Reasons not attempted: <u>Mark all that apply</u></p> <p><input type="checkbox"/> 1. SP felt unsafe</p> <p><input type="checkbox"/> 2. Proxy felt unsafe for SP</p> <p><input type="checkbox"/> 3. You felt unsafe for SP/SP unsteady with support</p> <p><input type="checkbox"/> 4. SP unable to understand directions</p> <p><input type="checkbox"/> 9. Other, specify:</p> <div style="border: 1px solid black; height: 60px; width: 100%;"></div> <p>GO TO <b>WALKING COURSE p.16</b></p>

ba8ftdmsecs R8 BA12A SECS HLD FULL TANDM STD

ba8ftdmhndr R8 BA12B HNRDS HLD FLL TANDM STD

ba8rsn1ftstd R8 BA13 1 NO FTNDM SP FLT UNSAFE

ba8rsn2ftstd R8 BA13 2NO FTNDM PRXY FLT UNSAF

ba8rsn3ftstd R8 BA13 3 NO FTNDM INTR FLT UNSF

ba8rsn4ftstd R8 BA13 4NO FTNDM SP UNABL2UNDST

ba8rsn9ftstd R8 BA13 9 NO FTNDM OTHER SPECIFY

## ONE LEG STAND EYES OPEN

- Reset stopwatch to 0:00'00"00

Now I'll show you the fourth movement.



- Demonstrate with one leg raised a few inches off the ground

I want you to try to stand on one leg, whichever one you want, and raise the other leg off the ground a few inches. Stand for as long as you can. I will stop you at 30 seconds.

You may use your arms, bend your knees, or move your body to keep your balance. Try not to move the foot on which you are standing and try not to let your legs touch each other. Try to hold this position until I tell you to stop. If you feel you are losing your balance take a step. I'll hold you up until you feel stable.

Do you think it would be safe to try this?

BA14

☐ YES



☐ NO

GO TO BA15 ☒ 3. Not attempted

Help SP into position:

- Support SP's elbow with one hand while standing slightly behind and to the side
- Hold stopwatch behind SP's back
- Check SP's feet position: 1 foot raised

Are you ready?

YES



NO

GO TO BA15 ☒ 3. Not attempted




Ready, begin.

- Start stopwatch
- Remove support hand
- Step back half a step. Keep your hands near SP's elbow and back

After 30 seconds if SP is still holding position, say:

Stop.

# ONE LEG STAND EYES OPEN — RESULTS

ba81leoreslt R8 BA15 ONE LEG STAND EYES OPEN BA15		
<input type="checkbox"/> 1. COMPLETED, HELD FOR 30 SEC	<input type="checkbox"/> 2. ATTEMPTED, NOT HELD FOR 30 SEC	<input type="checkbox"/> 3. NOT ATTEMPTED
 <p><b>ONE LEG EYES CLOSED</b> Next Page</p>	<p><b>Time held:</b></p> <div style="display: flex; align-items: center;"> <div style="border: 1px solid black; width: 40px; height: 40px; margin-right: 5px;"></div> <div style="border: 1px solid black; width: 40px; height: 40px; margin-right: 5px;"></div> <div style="border: 1px solid black; width: 40px; height: 40px; margin-right: 5px;"></div> <div style="border: 1px solid black; width: 40px; height: 40px;"></div> </div> <div style="display: flex; justify-content: space-around; margin-top: 5px;"> <div style="background-color: #808080; color: white; padding: 2px 5px;">SECS</div> <div style="background-color: #808080; color: white; padding: 2px 5px;">1/100</div> </div> <div style="text-align: center; margin-top: 10px;">  <p>GO TO <b>WALKING COURSE p.16</b></p> </div>	<p><b>Reasons not attempted:</b> <u>Mark all that apply</u></p> <p><input type="checkbox"/> 1. SP felt unsafe</p> <p><input type="checkbox"/> 2. Proxy felt unsafe for SP</p> <p><input type="checkbox"/> 3. You felt unsafe for SP/SP unsteady with support</p> <p><input type="checkbox"/> 4. SP unable to understand directions</p> <p><input type="checkbox"/> 9. Other, specify:</p> <div style="border: 1px solid black; height: 60px; width: 100%; margin-top: 5px;"></div> <div style="text-align: center; margin-top: 10px;">  <p>GO TO <b>WALKING COURSE p.16</b></p> </div>

ba81leosfsec R8 BA16A SECS HLD 1LEG EYES OPEN

ba81leohndr R8 BA16B HNRDS HLD 1LEG EYE OPEN

ba8rsn1leo R8 BA17 1 NO1LEGEO SP FLT UNSAFE

ba8rsn2leo R8 BA17 2NO1LEGEO PRXY FLT UNSAF

ba8rsn3leo R8 BA17 3 NO1LEGEO INTR FLT UNSF

ba8rsn4leo R8 BA17 4NO1LEGEO SP UNABL2UNDST

ba8rsn9leo R8 BA17 9NO1LEGEO OTHER SPECIFY





## ONE LEG STAND EYES CLOSED

➤ *Reset stopwatch to 0:00'00"00*

Now I'll show you the last of these movements.



➤ *Demonstrate with eyes closed and one leg raised a few inches off the ground*

This time I want you to close your eyes and try to stand on one leg, whichever one you want, and raise the other leg off the ground a few inches. Stand for as long as you can. I will stop you at 30 seconds.

You may use your arms, bend your knees, or move your body to keep your balance. Try not to move the foot on which you are standing and try not to let your legs touch each other. Try to hold this position until I tell you to stop. If you feel you are losing your balance take a step. I'll hold you up until you feel stable.

Do you think it would be safe to try this?

BA18

☐ YES



☐ NO

GO TO BA19 ☒ 3. Not attempted

Please close your eyes. When you are ready, lift one leg off the ground a few inches. I will not let go until you say you are ready.

*Help SP into position:*

- *Support SP's elbow with one hand while standing slightly behind and to the side*
- *Hold stopwatch behind SP's back*
- *Check SP's feet position: 1 foot raised and eyes closed*

Are you ready?

YES



NO

GO TO BA19 ☒ 3. Not attempted

Ready, begin.





- *Start stopwatch*
- *Remove support hand*
- *Step back half a step. Keep your hands near SP's elbow and back*

*After 30 seconds if SP is still holding position, say:*

Stop.



# ONE LEG STAND EYES CLOSED — RESULTS

ba81lecreslt R8 BA19 ONE LEG STAND EYES CLOS BA19		
<input type="checkbox"/> 1. COMPLETED, HELD FOR 30 SEC	<input type="checkbox"/> 2. ATTEMPTED, NOT HELD FOR 30 SEC	<input type="checkbox"/> 3. NOT ATTEMPTED
BA20		BA21
 <b>WALKING COURSE</b> Next Page	<b>Time held:</b>  <div>SECS 1/100</div>  <b>WALKING COURSE</b> Next Page	<b>Reasons not attempted:</b> <u>Mark all that apply</u> <input type="checkbox"/> 1. SP felt unsafe <input type="checkbox"/> 2. Proxy felt unsafe for SP <input type="checkbox"/> 3. You felt unsafe for SP/SP unsteady with support <input type="checkbox"/> 4. SP unable to understand directions <input type="checkbox"/> 9. Other, specify: <div style="border: 1px solid black; height: 60px; width: 100%; margin-top: 5px;"></div>  <b>WALKING COURSE</b> Next Page

ba81lecsfsec R8 BA20A SECS HLD 1LEG EYES CLOS  
 ba81lechndr R8 BA20B HNRDS HLD 1LEG EYE CLOS  
 ba8rsn1lec R8 BA21 1 NO1LEGECE SP FLT UNSAFE  
 ba8rsn2lec R8 BA21 2 NO1LEGECE PRXY FLT UNSAF  
 ba8rsn3lec R8 BA21 3 NO1LEGECE INTR FLT UNSF  
 ba8rsn4lec R8 BA21 4 NO1LEGECE SP UNABL2UNDST  
 ba8rsn9lec R8 BA21 9 NO1LEGECE OTHER SPECIFY

THIS PAGE INTENTIONALLY LEFT BLANK



## WALKING COURSE

Walking Course Administration:

WA1

☐ YES



☐ NO

GO TO CHAIR STANDS p.22



- Get out walking course chain & masking tape
- Look for appropriate space for course (16' x 3'), you may need to use a hallway or nearby room
- Find as smooth a surface as possible to lay out the course. Avoid high-pile carpet
- Do not lay course out over the edge of a rug, a throw rug, or any irregular surface
- Clear any obstacles from activity area (move small furniture, only with permission)

Is there an appropriate space to set up the walking course?

wa8wlkcorpc R8 WA2 WALKING COURSE SPACE

WA2

☐ YES



☐ NO

GO TO WA5 ☒ 3. Not attempted



- Lay out chain straight down center of course area. Tape each end to the floor
- Using an arm's length of masking tape, place tape lengths under the two colored links of chain
- Untape chain from floor, leaving only taped start and finish lines



# WALKING COURSE 1


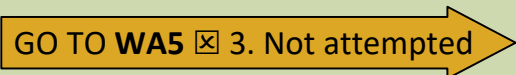



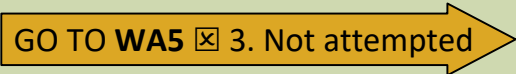
➤ Reset stopwatch to 0:00'00"00

This is our walking course. I want you to walk to the other end of the course at your usual speed, just as if you were walking down the street to go to the store. Walk all the way past the other end of the tape before you stop. I will walk with you.



➤ Demonstrate starting from start line and walking completely past end line


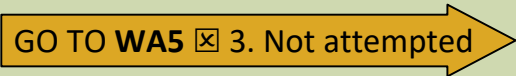
WA3

WA3a <input type="checkbox"/>	<p><b>Do you think it would be safe to try this?</b></p> <p><input type="checkbox"/> YES  <input type="checkbox"/> NO </p>
WA3b <input type="checkbox"/>	<p><b>Do you think it would be safe to try this <u>without</u> a cane or walker?</b></p> <p><input type="checkbox"/> YES  <input type="checkbox"/> NO </p>
WA3c <input type="checkbox"/>	<p><b>You may use a cane or walker if you need to. Do you think it would be safe to try this?</b></p> <p><input type="checkbox"/> YES  <input type="checkbox"/> NO </p>

\* Help SP into position:

- Stand slightly behind and to the side
- Hold stopwatch behind SP's back
- Check SP's feet position: both feet on start line

When I want you to start, I will say "Ready, begin."

YES 	NO 
---	---

**Ready, begin.**

- Start stopwatch when either of SP's feet moves
- Walk slightly behind and to the side of SP
- Stop timing when one of SP's feet completely crosses end line



# WALKING COURSE 1 — RESULTS

wa8wkaidused R8 WA4 WALKING AID USED COURSE 1 **WA4**

## Aid used:

- ☐ 1. None
- ☐ 2. Cane
- ☐ 3. Walker or rollator
- ☐ 9. Other, specify:

wa8wlkc1rslt R8 WA5 WALKING COURSE 1 RESULT **WA5**

☐ 1. COMPLETED

**WA6**

## Completion time:

<input type="text"/>	<input type="text"/>	<input type="text"/>	<input type="text"/>
SECS		1/100	



**WALKING COURSE 2**  
Next Page

☐ 2. ATTEMPTED

GO TO  
CHAIR STANDS p.22

☐ 3. NOT ATTEMPTED

**WA7**

## Reasons not attempted: Mark all that apply

- ☐ 1. SP felt unsafe
- ☐ 2. Proxy felt unsafe for SP
- ☐ 3. You felt unsafe for SP/SP unsteady with support
- ☐ 4. SP unable to understand directions
- ☐ 5. No appropriate space
- ☐ 9. Other, specify:

GO TO  
CHAIR STANDS p.22

# WALKING COURSE 2


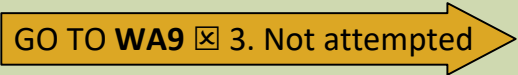
➤ *Reset stopwatch to 0:00'00"00*

Now I want you to repeat the walk. Remember to walk at your usual pace, and go all the way past the tape at the other end of the course.

- Help SP into position:
- *Stand slightly behind and to the side*
  - *Hold stopwatch behind SP's back*
  - *Check SP's feet position: both feet on start line*



When I want you to start, I will say "Ready, begin."

YES		NO	
-----	---	----	--

Ready, begin.

- *Start stopwatch when either of SP's feet moves*
- *Walk slightly behind and to the side of SP*
- *Stop timing when one of SP's feet completely crosses end line*

wa8wlc1secs	R8 WA6A SECS HLD WALKNG COURSE1
wa8wlc1hndr	R8 WA6B HNRDS HLD WALKNG COURSE1
wa8rsn1wkc	R8 WA7 1 WLKCOURS1 SP FLT UNSAFE
wa8rsn2wkc	R8 WA7 2WLKCOURS1 PRXY FLT UNSAF
wa8rsn3wkc	R8 WA7 3WLKCOURS1 INTR FLT UNSF
wa8rsn4wkc	R8 WA7 4WLKCOURS1 SP UNABL2UNDST
wa8rsn5wkc	R8 WA7 5WLKCOURS1 NOT APPR SPACE
wa8rsn9wkc	R8 WA7 9WLKCOURS1 OTHER SPECIFY




## WALKING COURSE 2 — RESULTS

wa8wkaidusc2 R8 WA8 WALKING AID USED COURSE 2 **WA8**

### Aid used:

- ☐ 1. None
- ☐ 2. Cane
- ☐ 3. Walker or rollator
- ☐ 9. Other, specify:

wa8wlkc2rslt R8 WA9 WALKING COURSE 2 RESULT **WA9**

<input type="checkbox"/> 1. COMPLETED	<input type="checkbox"/> 2. ATTEMPTED	<input type="checkbox"/> 3. NOT ATTEMPTED
<p><b>WA10</b></p> <p><b>Completion time:</b></p> <div> <div><input type="text"/></div> <div><input type="text"/></div> <div><input type="text"/></div> <div><input type="text"/></div> </div> <div> <div>SECS</div> <div>1/100</div> </div> <p></p> <p><b>CHAIR STANDS</b> Next Page</p>	<p></p> <p><b>CHAIR STANDS</b> Next Page</p>	<p><b>Reasons not attempted:</b> <u>Mark all that apply</u></p> <p><input type="checkbox"/> 1. SP felt unsafe</p> <p><input type="checkbox"/> 2. Proxy felt unsafe for SP</p> <p><input type="checkbox"/> 3. You felt unsafe for SP/SP unsteady with support</p> <p><input type="checkbox"/> 4. SP unable to understand directions</p> <p><input type="checkbox"/> 9. Other, specify: <input type="text"/></p> <p></p> <p><b>CHAIR STANDS</b> Next Page</p>
<b>WA10</b>		<b>WA11</b>





THIS PAGE INTENTIONALLY LEFT BLANK

wa8wlc2secs	R8 WA10A SECS HLD WALKNG COURSE2
wa8wlc2hndr	R8 WA10B HNRDS HLD WALKNG COURS2
wa8rsn12wkc	R8 WA11 1 WKCOURS2 SP FLT UNSAFE
wa8rsn22wkc	R8 WA11 2WKCOURS2 PRXY FLT UNSAF
wa8rsn32wkc	R8 WA11 3WKCOURS2 INTR FLT UNSF
wa8rsn42wkc	R8 WA11 4WKCOURS2 SP UNABL2UNDST
wa8rsn92wkc	R8 WA11 9WKCOURS2 OTHER SPECIFY

## CHAIR STANDS

Chair Stands Administration:

CH1

☐ YES



☐ NO

GO TO GRIP STRENGTH p.28

- Look for appropriate chair(s) for activity (hard back and preferably no arms), you may need to look in a hallway or nearby room
- An SP in a wheelchair can use it as a chair if SP can get up from it without help

Is there an appropriate chair available?

ch8chravail R8 CH2 APPROPRIATE CHAIR AVAIL

CH2

☐ YES



☐ NO

GO TO CH7 ☒ 3. Not attempted

- Place chair for SP with its back against a wall or other solid vertical surface
- Get out measuring tape
- When measuring chair height, ignore plush removable cushions, and always round down to nearest inch

Chair Stands

## SINGLE CHAIR STAND

Next I'm going to ask you to stand up, keeping your arms folded across your chest. I want you to fold your arms across your chest and sit so that your feet are on the floor. Then, I'll ask you to stand up, keeping your arms folded across your chest.

*Demonstrate standing from a seated position with your arms folded across your chest*

Do you think it would be safe to try this?

CH3

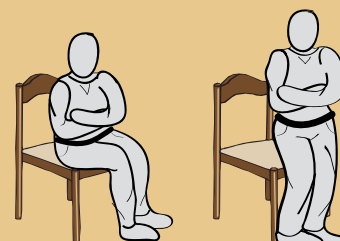
☐ YES



☐ NO

GO TO CH7 ☒ 3. Not attempted

- Check SP's chair is secure against wall
- Stand in front of SP
- Check SP's position: sitting with arms folded over chest



Are you ready?

YES



NO

GO TO CH7 ☒ 3. Not attempted

Stand.

ch8chstcompl R8 CH4 CHAIR STND COMPLETED TRY1

CH4

☐ NOT COMPLETED



☐ COMPLETED

GO TO CH5 Record chair height

Let's try again, this time using your arms.

- Check SP's position: sitting

Are you ready?

- Confirm SP is ready

Stand.



## SINGLE CHAIR STAND — RESULT

CH5	CH6
<b>Chair Height:</b> <div style="display: flex; align-items: center;"> <div style="border: 1px solid black; width: 40px; height: 40px; margin-right: 5px;"></div> <div style="border: 1px solid black; width: 40px; height: 40px; margin-right: 5px;"></div> <div>INCHES</div> </div>	<input type="checkbox"/> WHEELCHAIR USED

ch8chairheit R8 CH5 CHAIR HEIGHT(INCHES)  
 ch8whlchrusd R8 CH6 WHEELCHAIR USED

ch8sgchstres R8 CH7 SINGLE CHAIR STAND RESLT		CH7
<input type="checkbox"/> 1. COMPLETED	<input type="checkbox"/> 2. ATTEMPTED	<input type="checkbox"/> 3. NOT ATTEMPTED
CH8		CH9
<b>Arm Use:</b> <input type="checkbox"/> 1. With arms <input type="checkbox"/> 2. Without arms <div style="text-align: center; margin-top: 20px;">   <b>REPEATED CHAIR STANDS</b>        Next Page     </div>	<div style="text-align: center; margin-top: 20px;"> </div>	<b>Reasons not attempted:  <u>Mark all that apply</u></b> <input type="checkbox"/> 1. SP felt unsafe <input type="checkbox"/> 2. Proxy felt unsafe for SP <input type="checkbox"/> 3. You felt unsafe for SP/SP unsteady with support <input type="checkbox"/> 4. SP unable to understand directions <input type="checkbox"/> 5. No appropriate chair <input type="checkbox"/> 9. Other, specify: <div style="border: 1px solid black; height: 60px; width: 100%; margin-top: 5px;"></div> <div style="text-align: center; margin-top: 20px;"> </div>

ch8armuse R8 CH8 CHAIR STAND ARM USE  
 ch8rsn11chs R8 CH9 1CH STAND1 SP FLT UNSAFE  
 ch8rsn21chs R8 CH9 2CH STAND1 PRXY FLT UNSAF  
 ch8rsn31chs R8 CH9 3CH STAND1 INTR FLT UNSF  
 ch8rsn41chs R8 CH9 4CH STAND1 SP UNABL2UNDST  
 ch8rsn51chs R8 CH9 5CH STAND1 NOT APPR CHAIR  
 ch8rsn91chs R8 CH9 9CH STAND1 OTHER SPECIFY



## REPEATED CHAIR STANDS

Now, I'm going to ask you to do the same movement, but this time as **QUICKLY** as you can 5 times without stopping in between. After standing up each time, sit back down and then stand up again. Remember to keep your arms folded across your chest. I will count out loud as you stand "1, 2, 3, 4, 5" and time you with a stopwatch.

➤ Demonstrate standing from a seated position with your arms folded across your chest

Do you think it would be safe to try this?

CH10

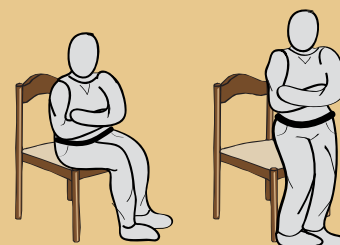
☐ YES



☐ NO

GO TO CH12 ☒ 3. Not attempted

- Stand in front of SP
- Reset stopwatch to 0:00'00"00.
- Check SP's position: sitting with arms folded over chest



Are you ready?

YES



NO

GO TO CH12 ☒ 3. Not attempted

Stand.

- Start stopwatch
- Count the number of stands out loud (1, 2, 3, 4, 5) each time SP rises

➤ Stop timing when SP has stood up the 5th time

GO TO CH12 ☒ 1. Completed

➤ Stop timing if: SP uses his/her arms, has not completed 5 stands in 1 minute, or you become concerned for SP's safety

GO TO CH12 ☒ 2. Attempted

If SP becomes tired, short of breath, or stops before completing 5 stands, ask:

Can you continue?

CH11

☐ YES



☐ NO




GO TO CH12 ☒ 2. Attempted

➤ Continue counting & timing



## REPEATED CHAIR STANDS — RESULTS

ch82chstrslt R8 CH12 REPEAT CHAIR STAND RSLTS CH12

<input type="checkbox"/> 1. COMPLETED	<input type="checkbox"/> 2. ATTEMPTED	<input type="checkbox"/> 3. NOT ATTEMPTED
CH13	CH14	CH16
<p><b>Completion time:</b></p> <div> <div></div> <div></div> <div></div> <div></div> </div> <div>SECS 1/100</div> <p></p> <p><b>GRIP STRENGTH</b> Next Page</p>	<p><b># of stands completed:</b></p> <div> <input type="checkbox"/> 1           <input type="checkbox"/> 2           <input type="checkbox"/> 3           <input type="checkbox"/> 4         </div> <p><b>Reasons not completed:</b> <u>Mark all that apply</u></p> <div> <input type="checkbox"/> 1. SP became tired or short of breath           <input type="checkbox"/> 2. SP used SP's arms           <input type="checkbox"/> 3. All stands not completed in 1 min           <input type="checkbox"/> 4. You were concerned for SP's safety           <input type="checkbox"/> 5. SP stopped and was unable to continue           <input type="checkbox"/> 9. Other, specify:         </div> <div></div> <p></p> <p><b>GRIP STRENGTH</b> Next Page</p>	<p><b>Reasons not attempted:</b> <u>Mark all that apply</u></p> <div> <input type="checkbox"/> 1. SP felt unsafe           <input type="checkbox"/> 2. Proxy felt unsafe for SP           <input type="checkbox"/> 3. You felt unsafe for SP/SP unsteady with support           <input type="checkbox"/> 4. SP unable to understand directions           <input type="checkbox"/> 9. Other, specify:         </div> <div></div> <p></p> <p><b>GRIP STRENGTH</b> Next Page</p>



THIS PAGE INTENTIONALLY LEFT BLANK

ch8chstndsec	R8 CH13A TIME REPEAT CH STD SECS
ch8chstdhndr	R8 CH13B TIME RPEAT CH STD HNRDS
ch8chstddone	R8 CH14 NUMBER CHAIR STANDS DONE
ch8chstntdn1	R8 CH15 1 CH STD SP TIRED
ch8chstntdn2	R8 CH15 2 CH STD SP USED ARMS
ch8chstntdn3	R8 CH15 3 CH STD OVER 1 MIN
ch8chstntdn4	R8 CH15 4 CH STD CNCRN SP SAFETY
ch8chstntdn5	R8 CH15 5 CH STD SP STOPPED
ch8chstntdn9	R8 CH15 9 CH STD OTHERSPECIFY
ch8chstntat1	R8 CH16 1 NO CH ST SP UNSAFE
ch8chstntat2	R8 CH16 2 NO CH ST PRXY UNSAFE
ch8chstntat3	R8 CH16 3 NO CH ST INTV UNSAFE
ch8chstntat4	R8 CH16 4 NO CH ST SP UNAB2UNDST
ch8chstntat9	R8 CH16 9 NO CH ST OTHER SPEC



## GRIP STRENGTH

*Grip Strength Administration:*

GR1

☐ YES RIGHT



☐ YES LEFT

☐ NO

GO TO WAIST CIRCUMFERENCE p.34

- Remove the dynamometer from its case. If the display shows no numbers, press **ON/OFF** to turn on
- As marked in grip strength administration box, set "L" for left hand, or "R" for right hand. Press **SELECT TEST** until the correct letter appears
- Set the number of trials to 1. If needed, press **# OF TRIALS** until 1 appears
- Wipe dynamometer handle with an antibacterial cloth

- Make sure readings are displaying in KG
- If SP has a very large hand, you can adjust the grip position to 3
- If no numbers appear on the dynamometer display when you turn it on, check that the batteries are connected properly, and replace them if necessary





## GRIP STRENGTH 1

Next, I'm going to ask you to try to squeeze this handle using your (right/left) hand.

➤ *Demonstrate grip position while sitting with your arm in an L shape, and the dynamometer or forearm resting on a stable surface*

First, bend your elbow with your arm against your side. Then grab the two pieces of metal together like this and squeeze as hard as you can. The metal will not move, but the display will give me a measure of your grip. I will ask you to do this 2 times with the same hand. If you feel any pain or discomfort, tell me, and we will stop.

Do you think it would be safe to try this?

GR2

☐ YES



☐ NO

GO TO GR5 ☒ 3. Not attempted

➤ *Press the "TEST" button and then hand dynamometer to SP*

Please get in position, but don't squeeze until I say "begin." Hold the handle while you bend your elbow with your arm against your side.

➤ *Check SP's position: sitting with arm in L shape*

Are you ready?

YES



NO

GO TO GR3 ☒ Hand tested

Begin.

*When SP begins squeezing, say:*

Squeeze, squeeze, squeeze!

*When the numbers on the display stop changing, say:*

Stop.



## GRIP STRENGTH 1 — RESULTS

<b>GR3</b>		<b>GR4</b>	
<b>Hand tested:</b> <input type="checkbox"/> RIGHT <input type="checkbox"/> LEFT		<input type="checkbox"/> GRIP POSITION SET TO 3	
		<small>gr8handstd1 R8 GR3 GRIP1 TEST WHICH HAND</small> <small>gr8adjgr1ps3 R8 GR4 GRIP1POSITION ADJUST TO 3</small>	
<small>gr8grp1reslt R8 GR5 GRIP STRENGTH 1 RESULT</small>			
<input type="checkbox"/> 1. COMPLETED		<input type="checkbox"/> 2. ATTEMPTED	
<b>GR6</b>		<b>GR7</b>	
<b>Display reading:</b> <div style="display: flex; align-items: center; gap: 10px;"> <div style="border: 1px solid black; width: 40px; height: 40px;"></div> <div style="border: 1px solid black; width: 40px; height: 40px;"></div> <div style="font-size: 24px;">.</div> <div style="border: 1px solid black; width: 40px; height: 40px;"></div> </div> <div style="text-align: right; margin-top: -10px;">KG</div>		<div style="background-color: #f4a460; padding: 10px; text-align: center; color: white;"> <b>GO TO WAIST CIRCUMFERENCE p.34</b> </div>	
<div style="font-size: 48px; color: green; margin-bottom: 10px;">↓</div> <b>GRIP STRENGTH 2</b> Next Page		<b>Reasons not attempted: <u>Mark all that apply</u></b> <ul style="list-style-type: none"> <li><input type="checkbox"/> 1. SP felt unsafe</li> <li><input type="checkbox"/> 2. Proxy felt unsafe for SP</li> <li><input type="checkbox"/> 3. You felt unsafe for SP/SP unsteady with support</li> <li><input type="checkbox"/> 4. SP unable to understand directions</li> <li><input type="checkbox"/> 9. Other, specify:</li> </ul> <div style="border: 1px solid black; height: 60px; margin-top: 10px;"></div> <div style="background-color: #f4a460; padding: 10px; text-align: center; color: white; margin-top: 20px;"> <b>GO TO WAIST CIRCUMFERENCE p.34</b> </div>	

gr8grp1rdng R8 GR6 GRP1 DISPLAY READING  
gr8grp1noat1 R8 GR7 1 SP FELT UNSAFE  
gr8grp1noat2 R8 GR7 2 PROXY FELT UNSAFE  
gr8grp1noat3 R8 GR7 3 INTERVIEWR FELT UNSAFE  
gr8grp1noat4 R8 GR7 4 SP UNABLE 2 UNDERSTAND  
gr8grp1noat9 R8 GR7 9 OTHER SPECIFY




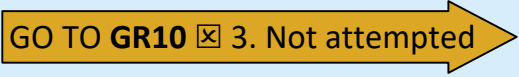
## GRIP STRENGTH 2

- Press the "RESET" button to set display back to 0.0
- Press the "TEST" button and then hand dynamometer to SP

Now let's try a second time. Remember to hold the handle while you bend your elbow and with your arm against your side, but don't squeeze until I say "begin."

- Check SP's position: sitting with arm in L shape

Are you ready?

YES 	NO 
---	---

Begin.

When SP begins squeezing, say:

Squeeze, squeeze, squeeze!

When the numbers on the display stop changing, say:




Stop.



## GRIP STRENGTH 2 — RESULTS

GR8	GR9
<b>Hand tested:</b> <input type="checkbox"/> RIGHT <input type="checkbox"/> LEFT	<input type="checkbox"/> GRIP POSITION SET TO 3

gr8handtstd2 R8 GR8 GRIP2 TEST WHICH HAND  
 gr8adjgr2ps3 R8 GR9 GRIP2POSITION ADJUST TO 3

gr8grp2reslt R8 GR10GRIP STRENGTH 2 RESULT			GR10
<input type="checkbox"/> 1. COMPLETED	<input type="checkbox"/> 2. ATTEMPTED	<input type="checkbox"/> 3. NOT ATTEMPTED	
<div>GR11</div> <div>Display reading:</div> <div> <input type="text"/> <input type="text"/> <input type="text"/> KG         </div> <div>    <b>WAIST CIRCUMFERENCE</b>            Next Page         </div>	<div>    <b>WAIST CIRCUMFERENCE</b>            Next Page         </div>	<div>GR12</div> <div>Reasons not attempted: <u>Mark all that apply</u></div> <div> <input type="checkbox"/> 1. SP felt unsafe  <input type="checkbox"/> 2. Proxy felt unsafe for SP  <input type="checkbox"/> 3. You felt unsafe for SP/SP unsteady with support  <input type="checkbox"/> 4. SP unable to understand directions  <input type="checkbox"/> 9. Other, specify:         </div> <div> <input type="text"/> </div> <div>    <b>WAIST CIRCUMFERENCE</b>            Next Page         </div>	

gr8grp2rdng R8 GR11GRP2 DISPLAY READING  
 gr8grp2noat1 R8 GR12 1 SP FELT UNSAFE  
 gr8grp2noat2 R8 GR12 2 PROXY FELT UNSAFE  
 gr8grp2noat3 R8 GR12 3 INTERVIEWR FELT UNSAFE  
 gr8grp2noat4 R8 GR12 4 SP UNABLE 2 UNDERSTAND  
 gr8grp2noat9 R8 GR12 9 OTHER SPECIFY



THIS PAGE INTENTIONALLY LEFT BLANK

## WAIST CIRCUMFERENCE

- *Wipe down flexible measuring tape with antibacterial cloth.*
- *Determine position for SP to perform activity:*
  - *If SP can stand unassisted, perform activity with SP **standing up***
  - *If SP cannot stand or has difficulty, perform activity with SP **sitting***
  - *If SP cannot sit unassisted, perform activity with SP **lying down***
- *When administering activity, check that measuring tape:*
  - *Is horizontal all the way around SP's waist*
  - *Is lined up with SP's navel*
  - *Is snug but not tight*
  - *Has large numbers facing out*
  - *Has end that starts with 1" overlapping end with higher numbers*

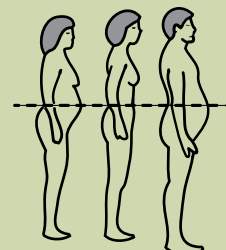


## WAIST CIRCUMFERENCE

Next I'm going to measure your waist circumference. While standing up, I will ask you to place this soft measuring tape around your waist, over your clothing, holding it securely at the level of your navel or belly button.

➤ *Demonstrate wrapping measuring tape around navel*

Once the tape measure is in place, I will ask you to take a normal breath and exhale, holding your breath at the end of the exhale. I will then record the measurement.



Do you think it would be safe to try this?

☐ YES



☐ NO

GO TO WC3 ☒ 3. Not attempted

WC1

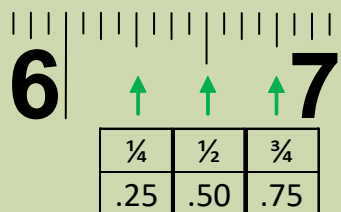
Please point to your navel. Now take this measuring tape and place it around your waist at the level of your navel.

➤ *If SP cannot wrap measuring tape around waist by self, have SP hold one end at navel while you bring around other end, then hand to SP.*

Please take a normal breath and exhale, holding your breath at the end of the exhale.

➤ *Record measurement on the tape to the nearest 1/4 inch after SP exhales*

You can stop now.



## WAIST CIRCUMFERENCE — RESULTS

WC2

### Measurement difficulties (mark all that apply):

- ☐ 1. None
- ☐ 2. SP had breathing difficulties
- ☐ 3. SP unable to hold breath at end of exhale
- ☐ 4. SP gave less than full effort due to illness, pain, or other symptoms or discomfort
- ☐ 5. SP gave less than full effort for non-health reason
- ☐ 6. SP had difficulty or unable to locate navel
- ☐ 9. Other, specify:

WC3

☐ 1. COMPLETED

☐ 2. ATTEMPTED

☐ 3. NOT ATTEMPTED

WC4

### Tape measure reading:

.   INCHES

WC5

☐ Bulky clothing worn

WC6

### Measured by:

☐ 1. You ☐ 2. SP

WC7

### Activity position:

- ☐ 1. Standing
- ☐ 2. Sitting
- ☐ 3. Lying down


  
**PEAK AIR FLOW**  
Next Page

  
**PEAK AIR FLOW**  
Next Page

WC8

### Reasons not attempted: Mark all that apply

- ☐ 1. SP felt unsafe
- ☐ 2. Proxy felt unsafe for SP
- ☐ 3. You felt unsafe for SP/SP unsteady with support
- ☐ 4. SP unable to understand directions
- ☐ 5. SP Refused
- ☐ 9. Other, specify:

  
**PEAK AIR FLOW**  
Next Page

Waist Circumference





THIS PAGE INTENTIONALLY LEFT BLANK

wc8measdiff1	R8 WC2 1 MEAS DIFF NONE
wc8measdiff2	R8 WC2 2 MEAS DIFF DIFF BREATH
wc8measdiff3	R8 WC2 3 MEAS DIFF NOHOLD BREATH
wc8measdiff4	R8 WC2 4 MEAS DIFF EFFORT PAIN
wc8measdiff5	R8 WC2 5 MEAS DIFF EFFORT OTHER
wc8measdiff6	R8 WC2 6 MEAS DIFF LOCATE NAVEL
wc8measdiff9	R8 WC2 9 MEAS DIFF OTHER SPECIFY
wc8waistrslt	R8 W3 WAIST CIRCUMFRNC RESULTS
wc8wstmsrinc	R8 W4A WAIST MEASURE INCHES
wc8wstmsqrt	R8 W4B WAIST MEASURE QTR INCHES
wc8wstbulkcl	R8 WC5 BULKY CLOTHING WORN
wc8whomeasur	R8 WC6 WHO MEASURED
wc8wstpostn	R8 WC7 POSITION 4 WAIST MEASURE
wc8wstnotat1	R8 WC8 1 NO WC SP FELT UNSAFE
wc8wstnotat2	R8 WC8 2 NO WC PROXY UNSAFE
wc8wstnotat3	R8 WC8 3 NO WC INTERVIEWR UNSAFE
wc8wstnotat4	R8 WC8 4 NO WC SP UNABLE2UNDRSTD
wc8wstnotat5	R8 WC8 5 NO WC SP REFUSED
wc8wstnotat9	R8 WC8 9 NO WC OTHER SPECIFY



## PEAK AIR FLOW

- Remove peak air flow meter from case and wipe with antibacterial cloth
- Attach interviewer cardboard mouthpiece to meter
- Determine position for SP to perform activity:
  - If SP can stand unassisted, perform activity with SP standing up
  - If SP cannot stand or has difficulty, perform activity with SP sitting
  - If SP cannot sit unassisted, perform activity with SP lying down
- Allow for at least 30 seconds between SP attempts
- When reading peak air flow meter, if the sliding marker falls between two hash marks, round down to the next number

## PEAK AIR FLOW 1

Now I'm going to ask you to perform a simple activity that will measure how fast you can push out air from your lungs. When you blow into this instrument, the value of the biggest, fastest "huff" of air will be recorded. It is important that you blow as hard and as fast as you can. I would like you to perform the activity 2 times.

When we are ready to begin, I'll ask you to get into position. Take as deep a breath as possible. Open your mouth and close your lips firmly around the outside of the mouthpiece, and then blow as hard and as fast as you can into the mouthpiece. Like this.

➤ *Demonstrate activity position and movement*

Do you think it would be safe to try this?

PK1

☐

YES


☐

NO

GO TO PK4 ☒ 3. Not attempted



- *Remove interviewer mouthpiece from meter*
- *Help SP into position, hand meter to SP*
- *Open sealed bag with SP mouthpiece*

Please take this new mouthpiece out of the bag and fit it into the meter. Tap it lightly with the palm of your hand to make sure it is firmly attached.

- *Check SP's position: mouthpiece attached, meter in hands, fingers clear of sliding marker and air holes*
- *Reset meter to 0*

Please take a deep breath, place your lips around the outside of the mouthpiece, and blow as hard and as fast as you can into the mouthpiece.



## PEAK AIR FLOW 1 — RESULTS

pk8pkarf1pos R8 PK2 PEAK AIR FLOW 1 POSITION **PK2**

### Activity position:




- ☐ 1. Standing
- ☐ 2. Sitting
- ☐ 3. Lying down

pk8pkarf1ef R8 PK3 PK AIR FLW 1 EFFORT GIVEN **PK3**

### Effort given:

- ☐ 1. Full effort
- ☐ 2. SP gave less than full effort due to illness, pain, or other symptoms or discomfort
- ☐ 3. SP gave less than full effort for non-health reason

pk8pkarf1rs R8 PK4 PEAK AIR FLOW 1 RESULT **PK4**

<input type="checkbox"/> 1. COMPLETED	<input type="checkbox"/> 2. ATTEMPTED	<input type="checkbox"/> 3. NOT ATTEMPTED
<div>PK5</div> <p><b>Meter reading:</b></p> <div> <input type="text"/> <input type="text"/> <input type="text"/> </div> <p>L/MIN</p> <p></p> <p><b>PEAK AIR FLOW 2</b></p> <p>Next Page</p>	<p></p> <p><b>PEAK AIR FLOW 2</b></p> <p>Next Page</p>	<div>PK6</div> <p><b>Reasons not attempted:</b> <b><u>Mark all that apply</u></b></p> <p><input type="checkbox"/> 1. SP felt unsafe</p> <p><input type="checkbox"/> 2. Proxy felt unsafe for SP</p> <p><input type="checkbox"/> 3. You felt unsafe for SP/SP unsteady with support</p> <p><input type="checkbox"/> 4. SP unable to understand directions</p> <p><input type="checkbox"/> 9. Other, specify:</p> <div style="border: 1px solid black; height: 60px; width: 100%;"></div> <p><b>GO TO CLOSING p.44</b> </p>



## PEAK AIR FLOW 2

➤ *Reset meter to 0*

Now let's try a second time. Again, place your lips around the outside of the mouthpiece, and blow as hard and as fast as you can into the mouthpiece.

pk8pkarfl1rd	R8 PK5 PEAK AIR FLOW 1 READING
pk8pk1noatt1	R8 PK6 1 PEAK NO SP FELT UNSAFE
pk8pk1noatt2	R8 PK6 2 PEAK NO PROXY UNSAFE
pk8pk1noatt3	R8 PK6 3 PEAK NO INTERVWR UNSAFE
pk8pk1noatt4	R8 PK6 4 PEAK NO SP UNABL2UNDSTD
pk8pk1noatt9	R8 PK6 9 PEAK NO OTHER SPECIFY



## PEAK AIR FLOW 2 — RESULTS

pk8paf2posit R8 PK7 PEAK AIR FLOW 2 POSITION **PK7**

### Activity position:




- ☐ 1. Standing
- ☐ 2. Sitting
- ☐ 3. Lying down

pk8pkarf12ef R8 PK8 PEAK AIR FLW 2 EFFRT GIVN **PK8**

### Effort given:

- ☐ 1. Full effort
- ☐ 2. SP gave less than full effort due to illness, pain, or other symptoms or discomfort
- ☐ 3. SP gave less than full effort for non-health reason

pk8pkarf12rs R8 PK9 PEAK AIR FLOW 2 RESULT **PK9**

<input type="checkbox"/> 1. COMPLETED	<input type="checkbox"/> 2. ATTEMPTED	<input type="checkbox"/> 3. NOT ATTEMPTED
<div>PK10</div> <p><b>Meter reading:</b></p> <div> <input type="text"/> <input type="text"/> <input type="text"/> </div> <div>L/MIN</div> <div>  <p><b>CLOSING</b> Next Page</p> </div>	<div>  <p><b>CLOSING</b> Next Page</p> </div>	<div>PK11</div> <p><b>Reasons not attempted:</b> <u>Mark all that apply</u></p> <p><input type="checkbox"/> 1. SP felt unsafe</p> <p><input type="checkbox"/> 2. Proxy felt unsafe for SP</p> <p><input type="checkbox"/> 3. You felt unsafe for SP/SP unsteady with support</p> <p><input type="checkbox"/> 4. SP unable to understand directions</p> <p><input type="checkbox"/> 9. Other, specify:</p> <div> <input type="text"/> </div> <div>  <p><b>CLOSING</b> Next Page</p> </div>

THIS PAGE INTENTIONALLY LEFT BLANK

pk8pkarfl2rd	R8 PK10 PEAK AIR FLOW 2 READING
pk8pk2noatt1	R8 PK11 1 PEAK NO SP FELT UNSAFE
pk8pk2noatt2	R8 PK11 2 PEAK NO PROXY UNSAFE
pk8pk2noatt3	R8 PK11 3 PEAK NO INTRVWR UNSAFE
pk8pk2noatt4	R8 PK11 4 PEAK NO SP UNABL2UNDST
pk8pk2noatt9	R8 PK11 9 PEAK NO OTHER SPECIFY

## CLOSING

*Record end time:*

<input type="text"/>	<input type="text"/>	:	<input type="text"/>	<input type="text"/>	<input type="checkbox"/> AM
HRS			MINS		<input type="checkbox"/> PM

*Put away all equipment:*

- Remove SP mouthpiece from peak flow meter and put in trash bag
- Place peak flow meter and dynamometer in proper cases
- Remove all tape from floor
- Gather up all trash, put in bag
- Put all equipment in NHATS tote bag
- Return any borrowed chairs to original area
- Rearrange any moved furniture to original position

Closing

**GO TO CAPI**

cl8endtimhrs	R8 CL1 HRS END TIME HOURS	r8dorigwksc	R8 D ORIGINAL WALK SCORE
cl8endtimmin	R8 CL1 MINS END TIME MINUTES	r8dorigchsc	R8 D ORIGINAL REPEAT CHAIR SCORE
cl8endtmampm	R8 CL1 AMPM END TIME AM OR PM	hw8currweigh	R8 HW2 YOU CURRENTLY WEIGH
r8dnhatssppb	R8 D NHATS SPPB SCORE	ba8dblssadm	R8 D BALANCE SIDE BY SIDE ADMIN
r8dnhatsbasc	R8 D NHATS BALANCE SCORE	ba8dblstadm	R8 D BALANCE SEMI TANDEM ADMIN
r8dnhatswksc	R8 D NHATS WALK SCORE	ba8dblftadm	R8 D BALANCE FULL TANDEM ADMIN
r8dnhatschsc	R8 D NHATS REPEAT CHAIR SCORE	ba8dblopadm	R8 D BALANCE 1 LEG OP EYE ADMIN
r8dnhatsgrav	R8 D NHATS AVG GRIP SCORE	ba8dblcladm	R8 D BALANCE 1 LEG CLS EYE ADMIN
r8dnhatsgrb	R8 D NHATS BEST GRIP SCORE	wa8dwlkadm	R8 D WALKING COURSE ADMIN
r8dnhatstkav	R8 D NHATS AVG AIR FLOW SCORE	ch8dschradm	R8 D SINGLE CHAIR ADMIN
r8dnhatstkpb	R8 D NHATS BEST AIR FLOW SCORE	ch8drchradm	R8 D REPEAT CHAIR ADMIN
r8dspbmiss	R8 D REASON MISSING SPPB	gr8dgripadm	R8 D GRIP STRENGTH ADMIN
r8dorigsppb	R8 D ORIGINAL SPPB SCORE	wc8dwaistadm	R8 D WAIST CIRCUMFERENCE ADMIN
r8dorigbasc	R8 D ORIGINAL BALNCE SCORE	pk8dpeakadm	R8 D PEAK AIR FLOW ADMIN





---

## NHATS Round 9

Section      HW      [HEIGHT AND WEIGHT]

Sequence: 30

---

**HW1PRE**

**HW1PRE**

NOT ON FILE

**QUESTION TEXT:**

Now, I have a few questions about {your/SP's} height and weight.

PRESS 1 AND ENTER TO CONTINUE

---

**HW2**

**hw9currweigh**

R9 HW2 YOU CURRENTLY WEIGH

**QUESTION TEXT:**

How much {do you/does SP} currently weigh?

ENTER WEIGHT IN POUNDS

**ENTER NUMBER**

Range

65 to 600

Soft Range

90 to 300

REFUSED

DON'T KNOW

**PROGRAMMER INSTRUCTIONS:**

Hard range: 65-600.

Soft range: 90-300.

---

**HW4**

**hw9lst10pnds**

R9 HW4 LOST 10 POUNDS IN LAST YR

**DISPLAY INSTRUCTIONS:**

Display "lost 10 or more pounds" in bold underlined text.

**QUESTION TEXT:**

{Have you/Has SP} lost 10 or more pounds in the last 12 months?

**CODES**

1

YES

2

NO

HW7

REFUSED

HW7

DON'T KNOW

HW7

---

**HW5**

**hw9trytolose**

R9 HW5 WERE YOU TRYNG LOSE WEGHT

**QUESTION TEXT:**

{Were you/Was SP} trying to lose weight?

**CODES**

1

YES

2

NO

REFUSED

DON'T KNOW

---

**HW7**

**hw9howtallft**

R9 HW7 HOW TALL ARE YOU FEET

**DISPLAY INSTRUCTIONS:**

Display HW7 and HW8 on the same screen.

**QUESTION TEXT:**

How tall {are you/is SP}?

ENTER HEIGHT IN FEET

**ENTER NUMBER**

Range

3 to 7

Soft Range

4 to 6

REFUSED

SECTION EL

DON'T KNOW

SECTION EL

**PROGRAMMER INSTRUCTIONS:**

Hard range: 3-7.

Soft range: 4-6.

---

**HW8**

hw9howtallin

R9 HW8 HOW TALL ARE YOU INCHES

**DISPLAY INSTRUCTIONS:**

Display HW7 and HW8 on the same screen.

**QUESTION TEXT:**

[How tall {are you/is SP}?:]

ENTER HEIGHT IN INCHES

**ENTER NUMBER**

Range

0 to 11

REFUSED

DON'T KNOW

**PROGRAMMER INSTRUCTIONS:**

Range 0-11

Go to Section EL – Early Life

---

---

## NHATS Round 9

Section EL [EARLY LIFE]

Sequence: 31

---

**BOX EL11** **BOXEL11** NOT ON FILE

If LAST INT EL11 = 2 (NO), RF, or DK, SET CURRENT INT EL11 = VALUE OF LAST INT and go to BOX EL12.

If any HOUSEHOLD MEMBER RELATIONSHIP = 13 (MOTHER), set EL11=1 (YES) and go to BOX EL12.  
Otherwise go to EL11

---

**EL11** **eI9mothalive** R9 EL11 YOUR MOTHER STILL LIVING

**QUESTION TEXT:**

Is {your/SP's} mother still living?

**CODES**

1	YES
2	NO
	REFUSED
	DON'T KNOW

---

**BOX EL12** **BOXEL12** NOT ON FILE

If LAST INT EL12 = 2 (NO), RF, or DK, SET CURRENT INT EL12 = VALUE OF LAST INT and go to Section WB - Wellbeing.

If any HOUSEHOLD MEMBER RELATIONSHIP = 16(FATHER), set EL12=1 (YES) and go to Section WB - Wellbeing. Otherwise go to EL12

---

**EL12** **eI9fathalive** R9 EL12 YOUR FATHER STILL LIVING

**QUESTION TEXT:**

Is {your/SP's} father still living?

**CODES**

1	YES
2	NO
	REFUSED
	DON'T KNOW

**PROGRAMMER INSTRUCTIONS:**

Go to Section WB – Wellbeing.

---

## NHATS Round 9

Section WB [WELL-BEING]

Sequence: 32

**BOX WB1PRE**

**BOXWB1PRE**

NOT ON FILE

If PROXY flag=1 (YES), go to Section IP – Insurance Plans.

Otherwise, continue.

**WB1PRE**

**WB1PRE**

NOT ON FILE

### QUESTION TEXT

The next few questions focus on your feelings over the last month.

PRESS 1 AND ENTER TO CONTINUE

**WB1**

**wb9offelche1**

R9 WB1 OFTEN YOU FEEL CHEERFUL

**wb9offelche2**

R9 WB1 OFTEN YOU FEEL BORED

**wb9offelche3**

R9 WB1 OFTEN YOU FEEL FULL OF LIFE

**wb9offelche4**

R9 WB1 OFTEN YOU FEEL UPSET

### DISPLAY INSTRUCTIONS:

Use “Same Question Stem” display.

If at WB1a, do not display question text in brackets.

Otherwise, display question text in brackets.

### QUESTION TEXT:

SHOW CARD WB1

{{During the last month, how often did you feel{{}}

{variable text [a-d]}

RESPONSE [1] a. cheerful?

RESPONSE [2] b. bored?

RESPONSE [3] c. full of life?

RESPONSE [4] d. upset?

{{Would you say every day, most days, some days, rarely, or never?{{}}

### CODES

- |   |                              |
|---|------------------------------|
| 1 | EVERY DAY (7 DAYS A WEEK)    |
| 2 | MOST DAYS (5-6 DAYS A WEEK)  |
| 3 | SOME DAYS (2-4 DAYS A WEEK)  |
| 4 | RARELY (ONCE A WEEK OR LESS) |
| 5 | NEVER                        |
|   | REFUSED                      |
|   | DON'T KNOW                   |

### PROGRAMMER INSTRUCTIONS:

Array the responses and Variable text columns in the panel.

Display 'variable text' in the a-d sequence until all rows have been displayed.

<b>WB2</b>	<b>wb9truestme1</b>	R9 WB2 SP LIFE HAS MEANING PURPS
	<b>wb9truestme2</b>	R9 WB2 SP FEELS CONFIDENT
	<b>wb9truestme3</b>	R9 WB2 SP GAVE UP IMPROVING LIFE
	<b>wb9truestme4</b>	R9 WB2 SP LIKES LIVING SITUATION

**DISPLAY INSTRUCTIONS:**

Use "Same Question Stem" display.

If at WB2a, do not display question text in brackets.

Otherwise, display question text in brackets.

**QUESTION TEXT:**

{{Next, tell me whether you agree a lot, a little, or not at all with the following statements about your life.}}

{variable text [a-d]}

RESPONSE [1] a. My life has meaning and purpose.

RESPONSE [2] b. I feel confident and good about myself.

RESPONSE [3] c. I gave up trying to improve my life a long time ago.

RESPONSE [4] d. I like my living situation very much.

**CODES**

- |   |                  |
|---|------------------|
| 1 | AGREE A LOT      |
| 2 | AGREE A LITTLE   |
| 3 | AGREE NOT AT ALL |
|   | REFUSED          |
|   | DON'T KNOW       |

**PROGRAMMER INSTRUCTIONS:**

Array the responses and Variable text columns in the panel.

Display 'variable text' in the a-d sequence until all rows have been displayed.

<b>WB3</b>	<b>wb9ageyofeel</b>	R9 WB3 AGE YOU FEEL MOST OF TIME
------------	---------------------	----------------------------------

**QUESTION TEXT:**

Sometimes people feel older or younger than their age. During the last month, what age did you feel most of the time?

ENTER AGE

**ENTER NUMBER**

Range	18 to 110
REFUSED	
DON'T KNOW	

<b>WB4</b>	<b>wb9agrwestmt1</b>	R9 WB4 SP SELF DETERMINATION
	<b>wb9agrwestmt2</b>	R9 WB4 SP WANTS-FINDS WAY TO DO
	<b>wb9agrwestmt3</b>	R9 WB4 SP ADJUSTS TO CHANGE

**DISPLAY INSTRUCTIONS:**

Use “Same Question Stem” display.

If at WB4a, do not display question text in brackets.

Otherwise, display question text in brackets.

**QUESTION TEXT:**

{{}}For these last few statements, please tell me if you agree a lot, a little, or not at all.{{}}

{variable text [a-c]}

RESPONSE [1] a. Other people determine most of what I can and cannot do.

RESPONSE [2] b. When I really want to do something, I usually find a way to do it.

RESPONSE [3] c. I have an easy time adjusting to change.

**CODES**

- |   |                  |
|---|------------------|
| 1 | AGREE A LOT      |
| 2 | AGREE A LITTLE   |
| 3 | AGREE NOT AT ALL |
|   | REFUSED          |
|   | DON'T KNOW       |

**PROGRAMMER INSTRUCTIONS:**

Array the responses and Variable text columns in the panel.

Display 'variable text' in the a-c sequence until all rows have been displayed.

Go to Section IP – Insurance Plans.

---

## NHATS Round 9

Section IP [INSURANCE PLANS]

Sequence: 33

IP1PRE

IP1PRE

NOT ON FILE

QUESTION TEXT:

Now we have a few questions about {your/SP's} health insurance.

PRESS 1 AND ENTER TO CONTINUE

IP1

ip9covmedcad

R9 IP1 COVERED BY MEDICARE PART D

QUESTION TEXT:

{Are you/Is SP} (currently) covered by or enrolled in a Medicare Prescription Drug plan, also called Part D?

CODES

1	YES	IP3
2	NO	
	REFUSED	
	DON'T KNOW	

IP2

ip9otdrugcov

R9 IP2 DRUG COVERG SOME OTHR WAY

QUESTION TEXT:

{Do you/Does SP} have prescription drug coverage through a current or former employer or some other way?

CODES

1	YES
2	NO
	REFUSED
	DON'T KNOW

IP3

ip9mgapmedsp

R9 IP3 MEDIGAP OR MEDICARE SUPP

QUESTION TEXT:

Some people have additional coverage besides Medicare to pay for doctors and other medical care. This is sometimes referred to as Medigap or a Medicare Supplement. {Do you/Does SP} have this type of health insurance coverage?

CODES

1	YES
2	NO
	REFUSED
	DON'T KNOW

IP4

ip9cmedicaid

R9 IP4 COV BY STATE MEDICAID PRG

DISPLAY INSTRUCTIONS:

Display “, also known as {STATE NAME FOR MEDICAID PROGRAM},” and “{STATE NAME FOR MEDICAID PROGRAM}” if state name for Medicaid is not “Medicaid”.

Otherwise display "Medicaid"

**QUESTION TEXT:**

Medicaid {, also known as {STATE NAME FOR MEDICAID PROGRAM}}, is a state program for low-income people or for people on public assistance. Sometimes people with very large medical bills are also covered by Medicaid.

{Are you/Is SP} now covered by {Medicaid/{STATE NAME FOR MEDICAID PROGRAM}}?

**CODES**

1	YES
2	NO
	REFUSED
	DON'T KNOW

**PROGRAMMER INSTRUCTIONS:**

Use NHATS State Name for Medicaid file for {STATE NAME FOR MEDICAID PROGRAM} display.

**IP5****ip9covtricar****R9 IP5 COVERED BY TRICARE****QUESTION TEXT:**

TRICARE is a health care program for active duty and retired members of the uniformed Armed Forces, their families, and survivors.

{Are you/Is SP} now covered by TRICARE?

**CODES**

1	YES
2	NO
	REFUSED
	DON'T KNOW

**BOX IP5A****BOX IP5A****NOT ON FILE**

If LAST INT IP6 = 1 (YES), go to IP5A.

Otherwise, go to IP6

**IP5A****ip9nginslast****R9 IP5A HAVE LTC INS FROM LAST INT****QUESTION TEXT:**

At the time of the last interview ({LAST INT MONTH, DAY, AND YEAR}), {you/SP} had insurance that paid for a year or more of care in a nursing home, assisted living, or in {your/his/her} home. {Do you/Does {he/she}} still have this insurance?

**CODES**

1	YES	IP7
2	NO	SECTION LF
90	LAST INTERVIEW INFORMATION	
	INCORRECT	SECTION LF
	REFUSED	SECTION LF
	DON'T KNOW	

**IP6****ip9nginsnurs****R9 IP6 NONGOV INSR FOR NURS HOME**



**QUESTION TEXT:**

Not including government programs, {do you/does SP} have any insurance that would pay for a year or more of care in a nursing home, assisted living, or in {your/his/her} home?

**CODES**

1	YES	
2	NO	SECTION LF
	REFUSED	SECTION LF
	DON'T KNOW	SECTION LF

**IP7****ip9typcarco1**

R9 IP7 LTC INS NURSNG HOME COVD

**ip9typcarco2**

R9 IP7 LTC INS ASSISTD LVNG COVD

**ip9typcarco3**

R9 IP7 LTC INS HOME HEALTH COVD

**QUESTION TEXT:**

Which types of care are covered by {your/SP's} policy? Care in: a nursing home, assisted living, or care in {your/his/her} home?

SELECT ALL THAT APPLY

**CODES****Code All That Apply**

1	NURSING HOME CARE
2	ASSISTED LIVING
3	CARE BY HOME HEALTH PROVIDERS IN HOME
	REFUSED
	DON'T KNOW

**PROGRAMMER INSTRUCTIONS:**

Allow code all that apply.

**IP8****ip9payprems**

R9 IP8 HOW MUCH PAY IN PREMIUMS

**QUESTION TEXT:**

SHOW CARD IP1

For the year ending December {CURRENT YEAR-1}, how much altogether did {you/SP} pay in premiums?  
Would you say

**CODES**

1	less than \$1,000,
2	\$1,000 to less than \$2,000,
3	\$2,000 to less than \$3,000,
4	\$3,000 to less than \$5,000, or
5	\$5,000 or more?
	REFUSED
	DON'T KNOW

**PROGRAMMER INSTRUCTIONS:**

Go to Section LF – Labor Force

---

## NHATS Round 9

Section LF [LABOR FORCE]

Sequence: 34

---

**LF1PRE** **LP1PRE** NOT ON FILE

**QUESTION TEXT:**

We have some questions about {you/SP} and {your/his/her} family to help us understand how well people are managing financially these days.

PRESS 1 AND ENTER TO CONTINUE

---

**BOX LF1** **BOX LF1** NOT ON FILE

If FACILITY flag=1 (YES) and PA17 NE 1 (WORKED IN LAST MONTH), go to BOX LF13.

Otherwise, go to LF1.

---

**LF1** **If9workfpay** R9 LF1 WORKED FOR PAY REENTLY

**DISPLAY INSTRUCTIONS:**

If TODAY'S date is a Saturday, display "beginning on Sunday {MONTH, DAY OF SUNDAY PRIOR TO INTERVIEW}" and "today"

If TODAY'S date is not a Saturday, display "on Sunday {MONTH, DAY OF SUNDAY PRIOR TO THE SATURDAY BEFORE TODAY'S DATE}" and "on Saturday {MONTH, DAY OF SATURDAY PRIOR TO TODAY'S DATE}"

**QUESTION TEXT:**

Did {you/SP} do any work for pay in the last week? By the last week, I mean the week beginning on Sunday {MONTH, DAY OF SUNDAY PRIOR TO TODAY/MONTH, DAY OF SUNDAY PRIOR TO THE SATURDAY BEFORE TODAY'S DATE} and ending {today/on Saturday {MONTH, DAY OF SATURDAY PRIOR TO TODAY'S DATE}}?

**CODES**

1	YES	LF4
2	NO	
3	RETIRED/DON'T WORK ANYMORE	BOX LF13
	REFUSED	
	DON'T KNOW	

---

**LF2** **If9abstlstwk** R9 LF2 ABSENT FRM JOB LAST WEEK

**QUESTION TEXT:**

{Do you/Does SP} have a job from which {you were/{he/she} was} absent last week because of illness, vacation, or some other reason?

**CODES**

1	YES	LF4
2	NO	
3	RETIRED/DON'T WORK ANYMORE	BOX LF13
	REFUSED	BOX LF13
	DON'T KNOW	BOX LF13

---

**LF3****If9wrkplstmn****R9 LF3 WORK FOR PAY IN LST MONTH****QUESTION TEXT:**

{Now think about last month, that is {MONTH BEFORE INTERVIEW MONTH}. Did {you/SP} do any work for pay at any time in the last month?

**CODES**

1	YES	LF8
2	NO	BOX LF13
	REFUSED	BOX LF13
	DON'T KNOW	BOX LF13

---

**LF4****If9mrthnonjb****R9 LF4 MOR THN ONE JOB LAST WEEK****QUESTION TEXT:**

Last week, did {you/SP} have more than one job, including part-time, evening, or weekend work?

**CODES**

1	YES
2	NO
	REFUSED
	DON'T KNOW

---

**LF5****If9hrswkwork****R9 LF5 HRS PR WEEK WORK MAIN JOB****DISPLAY INSTRUCTIONS:**

If LF4=1 (YES), display “main job” and “By main job, I mean the job at which {you work/{he/she} works} the most hours.”

Otherwise, display “job”.

**QUESTION TEXT:**

How many hours per week {do you/does SP} usually work at {your/his/her} {job/main job}? {By main job, I mean the job at which {you work/{he/she} works} the most hours.}

ENTER NUMBER OF HOURS USUALLY WORK

IF NUMBER OF HOURS VARY EACH WEEK, ENTER 97

**ENTER NUMBER**

Range	1 to 100
REFUSED	LF8
DON'T KNOW	LF8

---

**BOX LF6****BOX LF6****NOT ON FILE**

If LF2=1 (YES, ABSENT LAST WEEK), go to LF7.  
Otherwise go to LF6.

---

**LF6****If9hrwrkltwk****R9 LF6 HOURS WORK LAST WEEK****QUESTION TEXT:**

How many hours did {you/SP} work last week?

ENTER NUMBER OF HOURS

**ENTER NUMBER**

Range	1 to 100
REFUSED	LF8
DON'T KNOW	LF8

**PROGRAMMER INSTRUCTIONS:**

ALL RESPONSES SKIP TO LF8

---

**LF7**

**If9hrwrklstw**

R9 LF7 HOW MNY HOURS DID YOU WRK

**QUESTION TEXT:**

You said {you were/SP was} absent from work last week. How many hours did {you/he/she} work the last week {you were/{he/she} was} at work?

ENTER NUMBER OF HOURS

**ENTER NUMBER**

Range	1 to 100
REFUSED	
DON'T KNOW	

---

**LF8**

**If9oftpaid**

R9 LF8 HOW OFTN PAID ON MAIN JOB

**DISPLAY INSTRUCTIONS:**

If LF4=1 (YES), display "In {your/SP's} main job, {are you/is {he/she}}"

Otherwise, display "Are you/Is SP".

**QUESTION TEXT:**

{{Are you/Is SP} /In {your/SP's} main job, {are you/is {he/she}}}paid every week, every two weeks, two times a month, or on some other schedule?

**CODES**

1	EVERY WEEK	LF12A
2	EVERY TWO WEEKS	LF12A
3	TWO TIMES A MONTH	LF12A
4	ONCE A MONTH	LF12A
5	DAILY	LF12A
91	OTHER SCHEDULE (SPECIFY)	
	REFUSED	LF12A
	DON'T KNOW	LF12A

---

**LF8A**

**LF8A**

NOT ON FILE

**QUESTION TEXT:**

SPECIFY OTHE PAYMENT SCHEDULE

**ENTER TEXT**

Length

25

---

**LF12A****If9doccup****R9 D CURRENT OCCUPATION CATEGORY****QUESTION TEXT:**

We are interested in the kind of work {you do/SP does} now. What kind of work is that? (In other words, what is {your/his/her} current occupation?)

ENTER OCCUPATION DESCRIPTION

**ENTER TEXT**

Length

150

REFUSED

DON'T KNOW

---

**BOX LF13****BOX LF13****NOT ON FILE**

If [CURRENT INT SP MARITAL STATUS from PERSON ROSTER= 1 (MARRIED) or 2 (LIVING WITH A PARTNER)], go to LF13.

Otherwise, go to Section HP – Home Ownership.

---

**LF13****If9huswifwrk****R9 LF13 HUSB WIFE PARTN PAY WORK****DISPLAY INSTRUCTIONS:**

If PROXY RELATIONSHIP = 2 (SPOUSE/PARTNER), display "you".

Otherwise display "SPOUSE/PARTNER FIRSTNAME LASTNAME".

**QUESTION TEXT:**

Did {you/SPOUSE/PARTNER FIRSTNAME LASTNAME} do any work for pay in the month of {CURRENT MONTH-1 MONTH}?

**CODES**

1

YES

2

NO

REFUSED

DON'T KNOW

**PROGRAMMER INSTRUCTIONS:**

Go to Section HP - Home Ownership.

---

**Derived Variables from Items in the LF Section****If9doccup****R9 D CURRENT OCCUPATION CATEGORY**

## NHATS Round 9

Section HP [HOME OWNERSHIP]

Sequence: 35

HP1

hp9ownrentot

R9 HP1 OWN RENT OR OTHER

### DISPLAY INSTRUCTIONS:

If PROXY flag is null or PROXY RELATIONSHIP = 2 (SPOUSE/PARTNER), display "Do you".  
Otherwise, display "Does SP".  
If CURRENT INT SP MARITAL STATUS from PERSON ROSTER = 1 (MARRIED) or 2 (LIVING WITH A PARTNER), display "or {SP FIRSTNAME LASTNAME/SPOUSE/PARTNER FIRSTNAME LASTNAME}".  
If PROXY RELATIONSHIP = 2 (SPOUSE/PARTNER), display "SP FIRSTNAME LASTNAME".  
Otherwise, display "SPOUSE/PARTNER FIRSTNAME LASTNAME".  
If HOTYPE flag = 2 (APARTMENT), display "apartment".  
Else if HOTYPE flag = 3 (ROOM), display "room".  
Else if HOTYPE flag = 4 (UNIT), display "unit".  
Else if HOTYPE flag = 5 (SUITE), display "suite".  
Else if HOTYPE flag = 6 (OTHER), display "TEXT ENTERED AT HT10A (OTHER)".  
Else display "home".  
If FACILITY flag=1 (YES) and FACILITY NAME is available, display "FACILITY NAME (text from HT9b)".  
Else if FACILITY flag=1 (YES) and FACILITY NAME is null, display "SP's {ADDRESS 1, ADDRESS 2} from PERSON ROSTER".  
If FACILITY flag=1 (YES), display "{apartment/unit/suite/room/other} at {FACILITY NAME/SP's {ADDRESS 1, ADDRESS 2} from PERSON ROSTER}" and "or pay a monthly amount to live there".  
Otherwise, display "home (apartment/condo) at {SP's {ADDRESS 1, ADDRESS 2} from PERSON ROSTER}".

### QUESTION TEXT:

{Do you/Does SP} {or {SP FIRSTNAME LASTNAME/SPOUSE/PARTNER FIRSTNAME LASTNAME}} own the {home (apartment/condo) at {SP's {ADDRESS 1, ADDRESS 2} from PERSON ROSTER}/ {apartment/unit/suite/room/OTHER} at {FACILITY NAME/SP's {ADDRESS 1, ADDRESS 2} from PERSON ROSTER}}, rent it {or pay a monthly amount to live there}, or is there some other arrangement?

### CODES

1	OWN	
2	RENT	HP6
3	SOME OTHER ARRANGEMENT	HP5
	REFUSED	HP5
	DON'T KNOW	HP5

HP2

hp9mrtpadoff

R9 HP2 MORTGAGE PAID OFF

### DISPLAY INSTRUCTIONS:

If PROXY flag is null or PROXY RELATIONSHIP = 2 (SPOUSE/PARTNER), display "your".  
Otherwise, display "SP's".  
If CURRENT INT SP MARITAL STATUS from PERSON ROSTER = 1 (MARRIED) or 2 (LIVING WITH A PARTNER), display "or {SP FIRSTNAME LASTNAME/SPOUSE/PARTNER FIRSTNAME LASTNAME}'s".  
If PROXY RELATIONSHIP = 2 (SPOUSE/PARTNER), display "SP FIRSTNAME LASTNAME".  
Otherwise, display "SPOUSE/PARTNER FIRSTNAME LASTNAME".

### QUESTION TEXT:

Is {your/SP's} {or {SP FIRSTNAME LASTNAME/SPOUSE/PARTNER FIRSTNAME LASTNAME}'s} mortgage paid off or are monthly mortgage payments still being made?

IF NEEDED: Include any payments on a home equity loan or second mortgage.

**CODES**

1	PAID OFF	HP4
2	STILL MAKE PAYMENTS	
3	REVERSE MORTGAGE	HP4
	REFUSED	HP4
	DON'T KNOW	HP4

---

**HP3**

**hp9mthlymort**

R9 HP3 MORTGAGE PAYMNT EACH MNTH

**QUESTION TEXT:**

How much (altogether) is that each month?

ENTER DOLLAR AMOUNT [HP3B]

**ENTER NUMBER**

Range	1 to 9999
Soft Range	100 to 5000
REFUSED	HP3B
DON'T KNOW	

**PROGRAMMER INSTRUCTIONS:**

Hard Range: 1-9999

Soft Range: 100-5000

Use input mask in response field (\$9,999) so that dollar sign is displayed and commas are inserted appropriately.

---

**HP3A**

**hp9mortpaymt**

R9 HP3A MORTGAGE PAYMENT AMOUNT

**QUESTION TEXT:**

SHOW CARD HP1

Is {it....

**CODES**

1	less than \$250,
2	\$250 TO LESS THAN \$500
3	\$500 TO LESS THAN \$1,000
4	\$1,000 TO LESS THAN \$3,000
5	\$3,000 TO LESS THAN \$5,000
6	\$5,000 OR MORE
	REFUSED
	DON'T KNOW

---

**HP3B**

**hp9whnpayoff**

R9 HP3B WHEN EXPCT PAY OFF MORTG

**DISPLAY INSTRUCTIONS:**

If PROXY flag is null or PROXY RELATIONSHIP = 2 (SPOUSE/PARTNER), display "Do you".  
Otherwise, display "Does SP".

If CURRENT INT SP MARITAL STATUS from PERSON ROSTER = 1 (MARRIED) or 2 (LIVING WITH A PARTNER),

display "or {SP FIRSTNAME LASTNAME/SPOUSE/PARTNER FIRSTNAME LASTNAME}".  
If PROXY RELATIONSHIP = 2 (SPOUSE/PARTNER), display "SP FIRSTNAME LASTNAME".  
Otherwise, display "SPOUSE/PARTNER FIRSTNAME LASTNAME".

**QUESTION TEXT:**

{Do you/Does SP} {or {SP FIRSTNAME LASTNAME/SPOUSE/PARTNER FIRSTNAME LASTNAME} expect to pay off the mortgage(s) within 5 years, 10 years, or longer?

**CODES**

1	5 YEARS
2	10 YEARS
3	LONGER THAN 10 YEARS
	REFUSED
	DON'T KNOW

---

**HP3C**

hp9amtstlowe

R9 HP3C HOW MUCH STILL OWE

**DISPLAY INSTRUCTIONS:**

If PROXY flag is null or PROXY RELATIONSHIP = 2 (SPOUSE/PARTNER), display "do you". Otherwise, display "does SP".

If CURRENT INT SP MARITAL STATUS from PERSON ROSTER = 1 (MARRIED) or 2 (LIVING WITH A PARTNER), display "or {SP FIRSTNAME LASTNAME/SPOUSE/PARTNER FIRSTNAME LASTNAME}".

If PROXY RELATIONSHIP = 2 (SPOUSE/PARTNER), display "SP FIRSTNAME LASTNAME".

Otherwise, display "SPOUSE/PARTNER FIRSTNAME LASTNAME".

**QUESTION TEXT:**

About how much {do you/does SP} {or {SP FIRSTNAME LASTNAME/SPOUSE/PARTNER FIRSTNAME LASTNAME}} still owe on the mortgage(s)?

IF NEEDED: The nearest \$10,000 is fine.

IF NEEDED: We know questions like these may be difficult to answer, but we need to know this to understand how people manage financially as they age and what effect this might have on their health.

ENTER DOLLAR AMOUNT [HP4]

**ENTER NUMBER**

Range	1 to 999999
Soft Range	500 to 900000
REFUSED	HP4
DON'T KNOW	

**PROGRAMMER INSTRUCTIONS:**

Hard Range: 1-9999999

Soft Range: 500-900000

Use input mask in response field (\$9,999,999) so that dollar sign is displayed and commas are inserted appropriately.

---

**HP3D**

hp9amoutowed

R9 HP3D THE AMOUNT OWED IS

**QUESTION TEXT:**

SHOW CARD HP2



Is the amount owed...

**CODES**

- |   |                                     |
|---|-------------------------------------|
| 1 | less than \$50,000,                 |
| 2 | \$50,000 to less than \$100,000, or |
| 3 | over \$100,000?                     |
|   | REFUSED                             |
|   | DON'T KNOW                          |

---

**HP4**

**hp9homevalue**

R9 HP4 PRESENT VALUE OF HOME

**QUESTION TEXT:**

What is the present value of this home? I mean, about what would it bring if it was sold today, not counting any loans or outstanding mortgages?

IF NEEDED: Your best guess or the nearest \$10,000 is fine.

IF NEEDED: We know questions like these may be difficult to answer, but we need to know this to understand how people manage financially as they age and what effect this might have on their health.

ENTER DOLLAR AMOUNT

[SECTION IA]

**ENTER NUMBER**

- |            |               |
|------------|---------------|
| Range      | 1 to 999999   |
| Soft Range | 500 to 900000 |
| REFUSED    | SECTION IA    |
| DON'T KNOW |               |

**PROGRAMMER INSTRUCTIONS:**

Hard Range: 1-999999

Soft Range: 500-900000

Use input mask in response field (\$9,999,999) so that dollar sign is displayed and commas are inserted appropriately.

---

**HP4A**

**hp9homvalamt**

R9 HP4A HOME VALUE AMOUNT

**QUESTION TEXT:**

SHOW CARD HP3

Would it be...

**CODES**

- |   |                         |            |
|---|-------------------------|------------|
| 1 | less than \$50,000,     | SECTION IA |
| 2 | \$50,000-\$74,999,      | SECTION IA |
| 3 | \$75,000-\$99,999,      | SECTION IA |
| 4 | \$100,000-\$199,999,    | SECTION IA |
| 5 | \$200,000-\$299,999,    | SECTION IA |
| 6 | \$300,000-\$499,999,    | SECTION IA |
| 7 | \$500,000-\$749,999, or | SECTION IA |
| 8 | \$750,000 or more?      | SECTION IA |
|   | REFUSED                 | SECTION IA |
|   | DON'T KNOW              | SECTION IA |

---

**HP5****hp9payrent**

R9 HP5 DO YOU PAY RENT

**DISPLAY INSTRUCTIONS:**

If PROXY flag is null or PROXY RELATIONSHIP=2 (SPOUSE/PARTNER), display "Do you".  
Otherwise, display "Does SP".

If CURRENT INT SP MARITAL STAUS from PERSON ROSTER = 1 (MARRIED) OR 2 (LIVING WITH A PARTNER), display  
"or {SP FIRSTNAME LASTNAME/SPOUSE/PARTNER FIRSTNAME LASTNAME}".

If PROXY RELATIONSHIP=2 (SPOUSE/PARTNER), display "SP FIRSTNAME LASTNAME".  
Otherwise, display "SPOUSE/PARTNER FIRSTNAME LASTNAME".

**QUESTION TEXT:**

{Do you/Does SP} {or {SP FIRSTNAME LASTNAME/SPOUSE/PARTNER FIRSTNAME LASTNAME} pay  
rent to live here?

**CODES**

1	YES	
2	NO	SECTION IA
	REFUSED	SECTION IA
	DON'T KNOW	SECTION IA

---

**HP6****hp9rentamt**

R9 HP6 RENT PAID EACH MONTH

**QUESTION TEXT:**

How much is that each month?

ENTER DOLLAR AMOUNT [BOX HP7]

**ENTER NUMBER**

Range	0 to 9999
Soft Range	1 to 3000
REFUSED	
DON'T KNOW	

**PROGRAMMER INSTRUCTIONS:**

Hard Range: 0-9999  
Soft Range: 1-3000

Use input mask in response field (\$9,999) so that dollar sign is displayed and commas are inserted appropriately.

---

**HP6A****hp9rentamt**

R9 HP6A RENT AMOUNT

**QUESTION TEXT:**

SHOW CARD HP1

Is it...

**CODES**

1	LESS THAN \$250
2	\$250 TO LESS THAN \$500
3	\$500 TO LESS THAN \$1,000
4	\$1,000 TO LESS THAN \$3,000
5	\$3,000 TO LESS THAN \$5,000
6	\$5,000 OR MORE
	REFUSED

DON'T KNOW

---

**BOX HP7**

**BOX HP7**

NOT ON FILE

If HP6>=\$750 or HP6a= 4 (\$1,000 TO LESS THAN \$3,000), 5 (\$3,000 TO LESS THAN \$5,000), or 6 (\$5,000 OR MORE), go to Section IA – Income and Assets.  
Otherwise, go to HP7.

---

**HP7**

**hp9sec8pubsn**

R9 HP7 HME SEC 8 PUBL SENOR HOUS

**QUESTION TEXT:**

Is this home in Section 8 or public housing or housing for low-income seniors?

**CODES**

1	YES
2	NO
	REFUSED
	DON'T KNOW

**PROGRAMMER INSTRUCTIONS:**

Go to Section IA – Income and Assets.

---

## NHATS Round 9

Section IA [INCOME AND ASSETS]

Sequence: 36

IA1PRE

IA1PRE

NOT ON FILE

The next few questions are about the different types of income people may receive. We don't need to know the amount from each source. Your responses can help us understand how people manage financially as they age.

Please feel free to refer to any records or other persons that may be of assistance in answering these questions.

Many of these questions ask about "last month." By last month, I mean in {CURRENT MONTH - 1}.

PRESS 1 AND ENTER TO CONTINUE

IA1

ia9recsspa1

R9 IA1 SP REC SOCIAL SECURITY

ia9recsspa2

R9 IA1 SPOUSE PART REC SOC SEC

ia9recsspa3

R9 IA1 NO SOC SECURTY PAYMNT REC

### DISPLAY INSTRUCTIONS:

If PROXY flag <> 1 (YES) or PROXY RELATIONSHIP = 2 (SPOUSE/PARTNER), display you".

Otherwise, display "SP".

If CURRENT INT SP MARITAL STATUS = 1 (MARRIED) or 2 (LIVING WITH A PARTNER), display "or {SP FIRSTNAME LASTNAME/SPOUSE/PARTNER FIRSTNAME LASTNAME}".

If PROXY RELATIONSHIP = 2 (SPOUSE/PARTNER), display "SP FIRSTNAME LASTNAME".

Otherwise, display "SPOUSE/PARTNER FIRSTNAME LASTNAME".

If CURRENT INT SP MARITAL STATUS = 1 (MARRIED) or 2 (LIVING WITH A PARTNER), display "SELECT ALL THAT APPLY" and response option 2, "YES, SPOUSE/PARTNER RECEIVED PAYMENT FROM SOURCE".

Display "in the last month" in underlined text.

### QUESTION TEXT:

Did {you/SP}{or {SP FIRSTNAME LASTNAME/SPOUSE/PARTNER FIRSTNAME LASTNAME}} receive Social Security retirement and/or Railroad Retirement payments in the last month (that is in {CURRENT MONTH - 1})?

{SELECT ALL THAT APPLY}

### CODES

#### Code All That Apply

- |   |  |
|---|--|
| 1 | YES, SP RECEIVED PAYMENT FROM SOURCE             |
| 2 | YES, SPOUSE/PARTNER RECEIVED PAYMENT FROM SOURCE |
| 3 | NO PAYMENT RECEIVED FROM THIS SOURCE             |
|   | REFUSED  |
|   | DON'T KNOW                                       |

### PROGRAMMER INSTRUCTIONS:

Allow code all that apply.

If 3 (NO PAYMENT) selected and [1 (SP PAYMENT) or 2 (SPOUSE PAYMENT)] is selected, display error message "INCONSISTENT ANSWER. 'NO' CANNOT BE SELECTED WITH ANY OTHER CATEGORY" when leaving the screen.

<b>IA4</b>	<b>ia9recssils1</b>	R9 IA4 SP RECEIVD SSI LAST MONTH
	<b>ia9recssils2</b>	R9 IA4 SPOUSE PRT REC SSI LST MO
	<b>ia9recssils3</b>	R9 IA4 NO SSI RECEIVD LAST MONTH

**DISPLAY INSTRUCTIONS:**

If PROXY flag <> 1 (YES) or PROXY RELATIONSHIP = 2 (SPOUSE/PARTNER), display "you".  
Otherwise, display "SP".

If CURRENT INT SP MARITAL STATUS = 1 (MARRIED) or 2 (LIVING WITH A PARTNER), display "or {SP FIRSTNAME LASTNAME/SPOUSE/PARTNER FIRSTNAME LASTNAME}".

If PROXY RELATIONSHIP = 2 (SPOUSE/PARTNER), display "SP FIRSTNAME LASTNAME".  
Otherwise, display "SPOUSE/PARTNER FIRSTNAME LASTNAME".

If CURRENT INT SP MARITAL STATUS = 1 (MARRIED) or 2 (LIVING WITH A PARTNER), display "SELECT ALL THAT APPLY" and response option 2, "YES, SPOUSE/PARTNER RECEIVED PAYMENT FROM SOURCE".  
Display "last month" in underlined text.

**QUESTION TEXT:**

Did {you/SP} {or {SP FIRSTNAME LASTNAME/SPOUSE/PARTNER FIRSTNAME LASTNAME}} receive Supplemental Security Income, which is also called SSI, last month?

IF NEEDED: These are monthly government payments to lower-income people in need.

{SELECT ALL THAT APPLY}

<b>CODES</b>	<b>Code All That Apply</b>
1	YES, SP RECEIVED PAYMENT FROM SOURCE
2	YES, SPOUSE/PARTNER RECEIVED PAYMENT FROM SOURCE
3	NO PAYMENT RECEIVED FROM THIS SOURCE REFUSED DON'T KNOW

**PROGRAMMER INSTRUCTIONS:**

Allow code all that apply.

If 3 (NO PAYMENT) selected and [1 (SP PAYMENT) or 2 (SPOUSE PAYMENT)] is selected, display error message "INCONSISTENT ANSWER. 'NO' CANNOT BE SELECTED WITH ANY OTHER CATEGORY" when leaving the screen.

---

<b>IA5</b>	<b>ia9rvapayls1</b>	R9 IA5 SP REC PAY FRM VA LAST MO
	<b>ia9rvapayls2</b>	R9 IA5 SPOUS PA REC VA PAY LSTMO
	<b>ia9rvapayls3</b>	R9 IA5 NO VA PAY REC LAST MONTH

**DISPLAY INSTRUCTIONS:**

If PROXY flag <> 1 (YES) or PROXY RELATIONSHIP = 2 (SPOUSE/PARTNER), display "you".  
Otherwise, display "SP".

If CURRENT INT SP MARITAL STATUS = 1 (MARRIED) or 2 (LIVING WITH A PARTNER), display "or {SP FIRSTNAME LASTNAME/SPOUSE/PARTNER FIRSTNAME LASTNAME}".

If PROXY RELATIONSHIP = 2 (SPOUSE/PARTNER), display "SP FIRSTNAME LASTNAME".  
Otherwise, display "SPOUSE/PARTNER FIRSTNAME LASTNAME".

If CURRENT INT SP MARITAL STATUS = 1 (MARRIED) or 2 (LIVING WITH A PARTNER), display "SELECT ALL THAT APPLY" and response option 2, "YES, SPOUSE/PARTNER RECEIVED PAYMENT FROM SOURCE".

Display "last month" in underlined text.

**QUESTION TEXT:**

Did {you/SP} {or {SP FIRSTNAME LASTNAME/SPOUSE/PARTNER FIRSTNAME LASTNAME}} receive any payments from the Veteran's Administration (U.S. Department of Veterans Affairs) last month related to military service or veteran survivor's benefits?

{SELECT ALL THAT APPLY}

**CODES****Code All That Apply**

- |   |   |
|---|---|
| 1 | YES, SP RECEIVED PAYMENT FROM SOURCE                          |
| 2 | YES, SPOUSE/PARTNER RECEIVED PAYMENT FROM SOURCE              |
| 3 | NO PAYMENT RECEIVED FROM THIS SOURCE<br>REFUSED<br>DON'T KNOW |

**PROGRAMMER INSTRUCTIONS:**

Allow code all that apply.

If 3 (NO PAYMENT) selected and [1 (SP PAYMENT) or 2 (SPOUSE PAYMENT)] is selected, display error message "INCONSISTENT ANSWER. 'NO' CANNOT BE SELECTED WITH ANY OTHER CATEGORY" when leaving the screen.

**IA6PRE****IA6PRE**

NOT ON FILE

People sometimes have other retirement income. This may be from pensions or retirement plans related to their jobs.

PRESS 1 AND ENTER TO CONTINUE

**IA6****ia9penjobou1**

R9 IA6 SP HAS PENSION PLAN

**ia9penjobou2**

R9 IA6 SPOUSE HAS PENSION PLAN

**ia9penjobou3**

R9 IA6 NO PENSION PLAN

**DISPLAY INSTRUCTIONS:**

If PROXY flag <> 1 (YES) or PROXY RELATIONSHIP = 2 (SPOUSE/PARTNER), display "Do you".  
Otherwise, display "Does SP".

If CURRENT INT SP MARITAL STATUS = 1 (MARRIED) or 2 (LIVING WITH A PARTNER), display  
"or {SP FIRSTNAME LASTNAME/SPOUSE/PARTNER FIRSTNAME LASTNAME}".

If PROXY RELATIONSHIP = 2 (SPOUSE/PARTNER), display "SP FIRSTNAME LASTNAME".  
Otherwise, display "SPOUSE/PARTNER FIRSTNAME LASTNAME".

If CURRENT INT SP MARITAL STATUS = 1 (MARRIED) or 2 (LIVING WITH A PARTNER), display  
"SELECT ALL THAT APPLY" and response option 2, "YES, SPOUSE/PARTNER HAS PENSION".

**QUESTION TEXT:**

{Do you/Does SP} {or {SP FIRSTNAME LASTNAME/SPOUSE/PARTNER FIRSTNAME LASTNAME}} have any pension plans that were a job-related or union benefit?

IF NEEDED: These plans often require that a person work for a certain number of years before they qualify or "are vested" in the pension plan.

{SELECT ALL THAT APPLY}

**CODES****Code All That Apply**

- |   |                     |
|---|---------------------|
| 1 | YES, SP HAS PENSION |
|---|---------------------|

- 2 YES, SPOUSE/PARTNER HAS PENSION  
3 NO PENSIONS  
REFUSED  
DON'T KNOW

**PROGRAMMER INSTRUCTIONS:**

Allow code all that apply.

If 3 (NO PENSIONS) selected and [1 (SP PENSION) or 2 (SPOUSE PENSION)] is selected, display error message "INCONSISTENT ANSWER. 'NO' CANNOT BE SELECTED WITH ANY OTHER CATEGORY" when leaving the screen.

---

<b>IA7</b>	<b>ia9iraothac1</b>	R9 IA7 SP HAS IRA OTH RETIRE ACC
	<b>ia9iraothac2</b>	R9 IA7 SPOUSE HAS IRA OTHR ACC
	<b>ia9iraothac3</b>	R9 IA7 NO IRA OTHR RETIRE ACCT

**DISPLAY INSTRUCTIONS:**

If PROXY flag <> 1 (YES) or PROXY RELATIONSHIP = 2 (SPOUSE/PARTNER), display "Do you".  
Otherwise, display "Does SP".

If SP MARITAL STATUS = 1 (MARRIED) or 2 (LIVING WITH A PARTNER), display "or {SP FIRSTNAME LASTNAME/SPOUSE/PARTNER FIRSTNAME LASTNAME}".

If PROXY RELATIONSHIP = 2 (SPOUSE/PARTNER), display "SP FIRSTNAME LASTNAME".  
Otherwise, display "SPOUSE/PARTNER FIRSTNAME LASTNAME".

If SP MARITAL STATUS = 1 (MARRIED) or 2 (LIVING WITH A PARTNER), display "SELECT ALL THAT APPLY" and response option 2, "YES, SPOUSE/PARTNER HAS 401K, 403B, IRA, OR OTHER RETIREMENT PLANS".

**QUESTION TEXT:**

SHOW CARD IA1

Please look at the types of retirement plans on this card. {Do you/Does SP}{or {SP FIRSTNAME LASTNAME/SPOUSE/PARTNER FIRSTNAME LASTNAME}} have any of these?

IF NEEDED: 401Ks and 403Bs are plans where you contribute an amount each month from your paycheck, and your employer may match some of your contribution.

IF NEEDED: IRAs (Individual Retirement Accounts) are a type of plan you set up on your own.

{SELECT ALL THAT APPLY}

<b>CODES</b>	<b>Code All That Apply</b>
1	YES, SP HAS 401K, 403B, IRA, OR OTHER RETIREMENT PLANS
2	YES, SPOUSE/PARTNER HAS 401K, 403B, IRA, OR OTHER RETIREMENT PLANS
3	NO PLANS REFUSED DON'T KNOW

**PROGRAMMER INSTRUCTIONS:**

Allow code all that apply.

If 3 (NO ACCT) selected and [1 (SP ACCT) or 2 (SPOUSE ACCT)] is selected, display error message "INCONSISTENT ANSWER. 'NO' CANNOT BE SELECTED WITH ANY OTHER CATEGORY" when leaving the screen.

---

<b>IA8</b>	<b>ia9mutfdstk1</b>	R9 IA8 SP OWNS MUTUAL FUND STOCK
------------	---------------------	----------------------------------

<b>ia9mutfdstk2</b>	R9 IA8 SPOUSE OWNS FUNDS STOCK
<b>ia9mutfdstk3</b>	R9 IA8 SP SPOUSE OWN FUNDS STOCK
<b>ia9mutfdstk4</b>	R9 IA8 NO FUNDS OR STOCK OWNED

#### DISPLAY INSTRUCTIONS:

If IA7 = 1 (SP RETIREMENT ACCT) or 2 (SPOUSE RETIREMENT ACCT), display “Not including the retirement accounts we have already talked about, {do you/does SP}”.

Otherwise, display “Do you/Does SP”.

If PROXY flag <> 1 (YES) or PROXY RELATIONSHIP = 2 (SPOUSE/PARTNER), display "Do you" or “do you”.

Otherwise, display "Does SP" or “does SP”.

If CURRENT INT SP MARITAL STATUS = 1 (MARRIED) or 2 (LIVING WITH A PARTNER), display "or {SP FIRSTNAME LASTNAME/SPOUSE/PARTNER FIRSTNAME LASTNAME}”.

If PROXY RELATIONSHIP = 2 (SPOUSE/PARTNER), display "SP FIRSTNAME LASTNAME”.

Otherwise, display "SPOUSE/PARTNER FIRSTNAME LASTNAME”.

If CURRENT INT SP MARITAL STATUS = 1 (MARRIED) or 2 (LIVING WITH A PARTNER), display “SELECT ALL THAT APPLY” and response option 2, “YES, SPOUSE/PARTNER HAS ASSET” and 3, “YES, SP AND SPOUSE/PARTNER HAVE ASSET JOINTLY”.

#### QUESTION TEXT:

{Not including the retirement accounts we have already talked about, {do you/does SP}/{Do you/Does SP}} {or {SP FIRSTNAME LASTNAME/SPOUSE/PARTNER FIRSTNAME LASTNAME}} own any mutual funds or stocks?

{SELECT ALL THAT APPLY}

<b>CODES</b>	<b>Code All That Apply</b>
1	YES, SP HAS ASSET
2	YES, SPOUSE/PARTNER HAS ASSET
3	YES, SP AND SPOUSE/PARTNER HAVE ASSET JOINTLY
4	NO ASSET OF THIS TYPE REFUSED DON'T KNOW

#### PROGRAMMER INSTRUCTIONS:

Allow code all that apply.

If 4 (NO ASSET) selected and [1 (SP ASSET), 2 (SPOUSE ASSET), or 3 (JOINT ASSET)] is selected, display error message “INCONSISTENT ANSWER. ‘NO’ CANNOT BE SELECTED WITH ANY OTHER CATEGORY” when leaving the screen.

<b>IA9</b>	<b>ia9ownbond1</b>	R9 IA9 SP OWNS BONDS
	<b>ia9ownbond2</b>	R9 IA9 SPOUSE OWNS BONDS
	<b>ia9ownbond3</b>	R9 IA9 SP SPOUSE OWN BONDS
	<b>ia9ownbond4</b>	R9 IA9 NO BONDS OWNED

#### DISPLAY INSTRUCTIONS:

If PROXY flag <> 1 (YES) or PROXY RELATIONSHIP = 2 (SPOUSE/PARTNER), display “do you”.

Otherwise, display “does SP”.

If CURRENT INT SP MARITAL STATUS = 1 (MARRIED) or 2 (LIVING WITH A PARTNER), display "or {SP FIRSTNAME LASTNAME/SPOUSE/PARTNER FIRSTNAME LASTNAME}”.

If PROXY RELATIONSHIP = 2 (SPOUSE/PARTNER), display "SP FIRSTNAME LASTNAME”.



Otherwise, display "SPOUSE/PARTNER FIRSTNAME LASTNAME".

If CURRENT INT SP MARITAL STATUS = 1 (MARRIED) or 2 (LIVING WITH A PARTNER), display "SELECT ALL THAT APPLY" and response option 2, "YES, SPOUSE/PARTNER HAS ASSET" and 3, "YES, SP AND SPOUSE/PARTNER HAVE ASSET JOINTLY".

**QUESTION TEXT:**

Not including what we've already talked about, {do you/does SP} {or {SP FIRSTNAME  
LASTNAME/SPOUSE/PARTNER FIRSTNAME LASTNAME}} own any bonds, such as Government  
Savings Bonds, corporate, municipal, or other types of bonds?

{SELECT ALL THAT APPLY}

<b>CODES</b>	<b>Code All That Apply</b>
1	YES, SP HAS ASSET
2	YES, SPOUSE/PARTNER HAS ASSET
3	YES, SP AND SPOUSE/PARTNER HAVE ASSET JOINTLY
4	NO ASSET OF THIS TYPE REFUSED DON'T KNOW

**PROGRAMMER INSTRUCTIONS:**

Allow code all that apply.

If 4 (NO ASSET) selected and [1 (SP ASSET), 2 (SPOUSE ASSET), or 3 (JOINT ASSET)] is selected, display error message "INCONSISTENT ANSWER. 'NO' CANNOT BE SELECTED WITH ANY OTHER CATEGORY" when leaving the screen.

---

**IA10PRE**

**IA10PRE**

NOT ON FILE

The next questions ask about different kinds of bank or savings accounts people sometimes have or property they own.

PRESS 1 AND ENTER TO CONTINUE

---

<b>IA10</b>	<b>ia9bnkacccd1</b>	R9 IA10 SP OWNS CHECK ACCT
	<b>ia9bnkacccd2</b>	R9 IA10 SPOUSE OWNS CHECK ACCT
	<b>ia9bnkacccd3</b>	R9 IA10 SP SPOUSE OWN CHECK ACCT
	<b>ia9bnkacccd4</b>	R9 IA10 NO CHECK ACCT OWNED
	<b>ia9bnkacccd5</b>	R9 IA10 SP OWNS SAVINGS ACCT
	<b>ia9bnkacccd6</b>	R9 IA10 SPOUSE OWNS SAVING ACCT
	<b>ia9bnkacccd7</b>	R9 IA10 SP SPOUSE OWN SAVNG ACT
	<b>ia9bnkacccd8</b>	R9 IA10 NO SAVINGS ACCT OWNED
	<b>ia9bnkacccd9</b>	R9 IA10 SP OWNS CDS
	<b>ia9bnkacccd10</b>	R9 IA10 SPOUSE OWNS CDS
	<b>ia9bnkacccd11</b>	R9 IA10 SP SPOUSE OWN CDS
	<b>ia9bnkacccd12</b>	R9 IA10 NO CDS OWNED

**DISPLAY INSTRUCTIONS:**

If PROXY flag <> 1 (YES) or PROXY RELATIONSHIP = 2 (SPOUSE/PARTNER), display “do you”.  
Otherwise, display “does SP”.

If CURRENT INT SP MARITAL STATUS = 1 (MARRIED) or 2 (LIVING WITH A PARTNER), display "or {SP FIRSTNAME LASTNAME/SPOUSE/PARTNER FIRSTNAME LASTNAME}".

If PROXY RELATIONSHIP = 2 (SPOUSE/PARTNER), display "SP FIRSTNAME LASTNAME".  
Otherwise, display "SPOUSE/PARTNER FIRSTNAME LASTNAME".

If CURRENT INT SP MARITAL STATUS = 1 (MARRIED) or 2 (LIVING WITH A PARTNER), display “SELECT ALL THAT APPLY” and response option 2, “YES, SPOUSE/PARTNER HAS ASSET” and 3, “YES, SP AND SPOUSE/PARTNER HAVE ASSET JOINTLY”.

**QUESTION TEXT:**

Not counting what we’ve already talked about, {do you/does SP} {or {SP FIRSTNAME LASTNAME/SPOUSE/PARTNER FIRSTNAME LASTNAME}} have any of the following types of accounts?

RESPONSE [1] a. A checking account?

RESPONSE [2] b. A savings account or money market account?

RESPONSE [3] c. Certificates of deposit?

{SELECT ALL THAT APPLY}

**CODES****Code All That Apply**

- |   |   |
|---|---|
| 1 | YES, SP HAS ASSET                               |
| 2 | YES, SPOUSE/PARTNER HAS ASSET                   |
| 3 | YES, SP AND SPOUSE/PARTNER HAVE ASSET JOINTLY   |
| 4 | NO ASSETS OF THIS TYPE<br>REFUSED<br>DON'T KNOW |

**PROGRAMMER INSTRUCTIONS:**

Allow code all that apply.

If 4 (NO ASSETS) selected and [1 (SP ASSET), 2 (SPOUSE ASSET), or 3 (JOINT ASSET)] is selected, display error message “INCONSISTENT ANSWER. ‘NO’ CANNOT BE SELECTED WITH ANY OTHER CATEGORY” when leaving the screen.

---

<b>IA13</b>	<b>ia9realestt1</b>	R9 IA13 SP OWNS REAL ESTATE
	<b>ia9realestt2</b>	R9 IA13 SPOUSE OWNS REAL ESTATE
	<b>ia9realestt3</b>	R9 IA13 SP SPOUSE OWN REAL ESTTE
	<b>ia9realestt4</b>	R9 IA13 NO REAL ESTATE OWNED

**DISPLAY INSTRUCTIONS:**

If PROXY flag <> 1 (YES) or PROXY RELATIONSHIP = 2 (SPOUSE/PARTNER), display “do you”.  
Otherwise, display “does SP”.

If CURRENT INT SP MARITAL STATUS = 1 (MARRIED) or 2 (LIVING WITH A PARTNER), display "or {SP FIRSTNAME LASTNAME/SPOUSE/PARTNER FIRSTNAME LASTNAME}".

If PROXY RELATIONSHIP = 2 (SPOUSE/PARTNER), display "SP FIRSTNAME LASTNAME".  
Otherwise, display "SPOUSE/PARTNER FIRSTNAME LASTNAME".

If CURRENT INT SP MARITAL STATUS = 1 (MARRIED) or 2 (LIVING WITH A PARTNER), display “SELECT ALL THAT APPLY” and response option 2, “YES, SPOUSE/PARTNER HAS ASSET” and 3, “YES, SP AND SPOUSE/PARTNER HAVE ASSET JOINTLY”.

If HP1 = 1 (OWNS HOME), display “besides {your/SP}'s home”.

**QUESTION TEXT:**

{Do you/Does SP} {or {SP FIRSTNAME LASTNAME/SPOUSE/PARTNER FIRSTNAME LASTNAME}} own a business, a farm, or any other real estate {besides {SP's} home}, including land or rental properties?

{SELECT ALL THAT APPLY}

<b>CODES</b>	<b>Code All That Apply</b>
1	YES, SP HAS ASSET
2	YES, SPOUSE/PARTNER HAS ASSET
3	YES, SP AND SPOUSE/PARTNER HAVE ASSET JOINTLY
4	NO ASSETS OF THIS TYPE
	REFUSED
	DON'T KNOW

**PROGRAMMER INSTRUCTIONS:**

Allow code all that apply.

If 4 (NO ASSETS) selected and [1 (SP ASSET), 2 (SPOUSE ASSET), or 3 (JOINT ASSET)] is selected, display error message "INCONSISTENT ANSWER. 'NO' CANNOT BE SELECTED WITH ANY OTHER CATEGORY" when leaving the screen.

<b>IA50</b>	<b>ia9totinc</b>	R9 IA50 TOTAL INCOME
	<b>ia9toincimf</b>	R9 F IMPUTED TOTAL INC FLG
	<b>ia9toincim1</b>	R9 IA50 IMPUTED TOTAL INC1
	<b>ia9toincim2</b>	R9 IA50 IMPUTED TOTAL INC2
	<b>ia9toincim3</b>	R9 IA50 IMPUTED TOTAL INC3
	<b>ia9toincim4</b>	R9 IA50 IMPUTED TOTAL INC4
	<b>ia9toincim5</b>	R9 IA50 IMPUTED TOTAL INC5

**DISPLAY INSTRUCTIONS:**

If PROXY flag <> 1 (YES) or PROXY RELATIONSHIP = 2 (SPOUSE/PARTNER), display "your".  
Otherwise, display "SP's".

If SP MARITAL STATUS = 1 (MARRIED) or 2 (LIVING WITH A PARTNER), display "and {SP FIRSTNAME LASTNAME/SPOUSE/PARTNER FIRSTNAME LASTNAME}'s".

If PROXY RELATIONSHIP = 2 (SPOUSE/PARTNER), display "SP FIRSTNAME LASTNAME".  
Otherwise, display "SPOUSE/PARTNER FIRSTNAME LASTNAME".

If IA1 = 1 (SP SS/RR) or 2 (SPOUSE SS/RR), display "Social Security or Railroad Retirement".

If IA4 = 1 (SP SSI) or 2 (SPOUSE SSI), display "Supplemental Security Income".

If IA5 = 1 (SP VA) or 2 (SPOUSE VA), display "the Veteran's Administration".

If IA6 = 1 (SP PENSION) or 2 (SPOUSE PENSION), display "a pension plan".

If IA7 = 1 (SP RETIREMENT ACCT) or 2 (SPOUSE RETIREMENT ACCT), display "any retirement accounts".

If IA8 = 1 (SP MUTUAL FUNDS), 2 (SPOUSE MUTUAL FUNDS) or 3 (JOINT MUTUAL FUNDS), display "mutual funds or stocks".

If IA9 = 1 (SP BONDS), 2 (SPOUSE BONDS) or 3 (JOINT BONDS), display "bonds".

If IA10A = 1 (SP CHECKING), 2 (SPOUSE CHECKING) or 3 (JOINT CHECKING) or IA10B = 1 (SP SAVINGS), 2 (SPOUSE SAVINGS) or 3 (JOINT SAVINGS), display "bank accounts".

If IA10C = 1 (SP CDS), 2 (SPOUSE CDS) or 3 (JOINT CDS), display "CDs".

If IA13 = 1 (SP REAL ESTATE), 2 (SPOUSE REAL ESTATE) or 3 (JOINT REAL ESTATE), display "business, farm, or real estate".

If LF1 = 1 (SP WORK LAST WEEK) or LF2 = 1 (SP HAD JOB LAST WEEK) or LF3 = 1 (SP WORK LAST MONTH) or LF13 = 1 (SPOUSE WORK LAST MONTH), display "jobs".

If more than one income source displayed, display "and" between each one.

Display "last year" in underlined text.

**QUESTION TEXT:**

Now I want to ask about {your/SP's} {and SP FIRSTNAME LASTNAME/SPOUSE/PARTNER FIRSTNAME LASTNAME}'s total income for last year, that is, for the calendar year ending in December {CURRENT YEAR - 1} before any federal or state taxes were taken out.

Now think about that total income from:  
 {Social Security or Railroad Retirement} {Supplemental Security Income}  
 {the Veteran's Administration}  
 {a pension plan} {any retirement accounts}  
 {mutual funds or stocks} {bonds}  
 {bank accounts} {CDs} {business, farm or real estate}  
 {jobs} and from any other sources.

How much was {your/SP's} {and SP FIRSTNAME LASTNAME/SPOUSE/PARTNER FIRSTNAME LASTNAME}'s total income before taxes for last year (this is, for the 12 months ending in December {CURRENT YEAR - 1})?

IF NEEDED: We don't need an exact dollar amount – the nearest \$1,000 is fine.

IF NEEDED: We know questions like these may be difficult to answer, but we need to know this to understand how people manage financially as they age and what effect this might have on their health.

ENTER TOTAL INCOME FOR LAST YEAR [SECTION EW]

**ENTER NUMBER**

Range 0 to 99999999  
 REFUSED  
 DON'T KNOW

**PROGRAMMER INSTRUCTIONS:**

Range: \$0-\$99,999,999.

Do not display the phrase 'Enter Number'.

IF IA50 = 0-99999999, go to Section EW.

**BOX IA51a****BOXIA51a**

NOT ON FILE

If SP MARITAL STATUS =1 (MARRIED) or 2 (LIVING WITH A PARTNER), go to IA51A.  
 Otherwise, go to IA51B.

**IA51a****ia9toincesjt**

R9 IA51A JOINT EST TOT INCOME

**ia9eincimjf**

R9 F IMPTD JOINT EST TOT INC FLG

**ia9eincimj1**

R9 IA51A IMP EST JOINT TOT INC1

**ia9eincimj2**

R9 IA51A IMP EST JOINT TOT INC2

**ia9eincimj3**

R9 IA51A IMP EST JOINT TOT INC3

**ia9eincimj4**

R9 IA51A IMP EST JOINT TOT INC4

**ia9eincimj5**

R9 IA51A IMP EST JOINT TOT INC5

**QUESTION TEXT:**

SHOW CARD IA2

Please look at this card and tell me which is closest.

**CODES**

1	LESS THAN \$30,000	SECTION EW
2	\$30,000 TO LESS THAN \$43,000	SECTION EW
3	\$43,000 TO LESS THAN \$66,000	SECTION EW
4	\$66,000 TO LESS THAN \$109,000	SECTION EW
5	\$109,000 OR MORE	SECTION EW
	REFUSED	SECTION EW
	DON'T KNOW	SECTION EW

**IA51B**

<b>ia9toincssg</b>	R9 IA51B SINGLE EST TOT INC
<b>ia9eincimsf</b>	R9 F IMPUTED SGL EST TOT INC FLG
<b>ia9eincims1</b>	R9 IA51B IMP EST SP SGL TOT INC1
<b>ia9eincims2</b>	R9 IA51B IMP EST SP SGL TOT INC2
<b>ia9eincims3</b>	R9 IA51B IMP EST SP SGL TOT INC3
<b>ia9eincims4</b>	R9 IA51B IMP EST SP SGL TOT INC4
<b>ia9eincims5</b>	R9 IA51B IMP EST SP SGL TOT INC5

**QUESTION TEXT:**

SHOW CARD IA3

Please look at this card and tell me which is closest.

**CODES**

1	LESS THAN \$18,000
2	\$18,000 TO LESS THAN \$22,000
3	\$22,000 TO LESS THAN \$36,000
4	\$36,000 TO LESS THAN \$56,000
5	\$56,000 OR MORE
	REFUSED
	DON'T KNOW

**PROGRAMMER INSTRUCTIONS:**

Go to Section EW – Economic Well-being.

## NHATS Round 9

Section EW [ECONOMIC WELL-BEING]

Sequence: 37

**EW1**

**ew9pycredbal**

R9 EW1 PAY OFF CREDIT CARD BALAN

### DISPLAY INSTRUCTIONS:

If PROXY flag is null, or PROXY RELATIONSHIP = 2 (SPOUSE/PARTNER), display "Do you".

Otherwise display "Does SP".

If CURRENT INT SP MARITAL STATUS from PERSON ROSTER = 1 (MARRIED) or 2 (LIVING WITH A PARTNER), display "or {SP FIRSTNAME LASTNAME/SPOUSE/PARTNER FIRSTNAME LASTNAME}".

If PROXY RELATIONSHIP = 2 (SPOUSE/PARTNER), display "SP FIRSTNAME LASTNAME".

Otherwise, display "SPOUSE/PARTNER FIRSTNAME LASTNAME".

If HP2 = 2 (HAVE TRADITIONAL MORTGAGE) or HP2 = 3 (HAVE REVERSE MORTGAGE), display "other kinds of".

### QUESTION TEXT:

These next questions are about {other kinds of} debt.

{Do you/Does SP} {or {SP FIRSTNAME LASTNAME/SPOUSE/PARTNER FIRSTNAME LASTNAME}} usually pay off all credit card balances every month or only the minimum amount due?

### CODES

- |   |   |     |
|---|---|-----|
| 1 | PAY OFF BALANCE                                   | EW5 |
| 2 | PAY MINIMUM                                       |     |
| 3 | PAY MORE THAN MINIMUM, BUT NOT ENTIRE BALANCE     |     |
| 4 | DON'T HAVE ANY CREDIT CARDS REFUSED<br>DON'T KNOW | EW5 |

**EW2**

**ew9crecardeb**

R9 EW2 TOTAL CREDIT CARD DEBT

### QUESTION TEXT:

SHOW CARD EW1

Adding up all credit card balances, is the amount owed.....

### CODES

- |   |   |
|---|---|
| 1 | LESS THAN \$1,000                         |
| 2 | \$1,000 TO LESS THAN \$2,000              |
| 3 | \$2,000 TO LESS THAN \$4,000              |
| 4 | \$4,000 TO LESS THAN \$6,000              |
| 5 | \$6,000 TO LESS THAN \$10,000             |
| 6 | \$10,000 TO LESS THAN \$20,000            |
| 7 | \$20,000 OR MORE<br>REFUSED<br>DON'T KNOW |

**EW3**

**ew9credcdmed**

R9 EW3 CREDIT CARD MEDICAL CARE

### QUESTION TEXT:

Is any of the amount owed on credit cards for medical care?

**CODES**

1	YES	
2	NO	EW5
	REFUSED	EW5
	DON'T KNOW	EW5

**EW4****ew9amtcrdmed**

R9 EW4 AMT ON CARDS FOR MED CARE

**QUESTION TEXT:**

How much is for medical care? Would you say most, some, or a little of the amount owed?

**CODES**

1	MOST
2	SOME
3	A LITTLE
	REFUSED
	DON'T KNOW

**EW5****ew9medpaovtm**

R9 EW5 MED BILLS PAID OVERTIME

**DISPLAY INSTRUCTIONS:**

If PROXY flag is null or PROXY RELATIONSHIP = 2 (SPOUSE/PARTNER), display "Do you".  
Otherwise, display "Does SP".

If CURRENT INT SP MARITAL STATUS from PERSON ROSTER = 1 (MARRIED) or 2 (LIVING WITH A PARTNER), display "or {SP FIRSTNAME LASTNAME/SPOUSE/PARTNER FIRSTNAME LASTNAME}".

If PROXY RELATIONSHIP = 2 (SPOUSE/PARTNER), display "SP FIRSTNAME LASTNAME".

Otherwise, display "SPOUSE/PARTNER FIRSTNAME LASTNAME".

Display "paid off over time" in underlined text.

**QUESTION TEXT:**

{Do you/Does SP} {or {SP FIRSTNAME LASTNAME/SPOUSE/PARTNER FIRSTNAME LASTNAME}} have any medical bills that are being paid off over time?

**CODES**

1	YES	
2	NO	EW7
	REFUSED	EW7
	DON'T KNOW	EW7

**EW6****ew9ampadovrt**

R9 EW6 AMT FOR MED BIL OVR TIME

**QUESTION TEXT:**

SHOW CARD EW2

About how much is that amount? Is it....

**CODES**

1	LESS THAN \$500
2	\$500 TO LESS THAN \$1,000
3	\$1,000 TO LESS THAN \$2,000

- |   |                                |
|---|--------------------------------|
| 4 | \$2,000 TO LESS THAN \$4,000   |
| 5 | \$4,000 TO LESS THAN \$6,000   |
| 6 | \$6,000 TO LESS THAN \$10,000  |
| 7 | \$10,000 TO LESS THAN \$20,000 |
| 8 | \$20,000 OR MORE               |
|   | REFUSED                        |
|   | DON'T KNOW                     |

---

**EW7**
**ew9finhlpfam**

R9 EW7 FINANCIAL HELP FRM FAMILY

**DISPLAY INSTRUCTIONS:**

If PROXY flag is null or PROXY RELATIONSHIP = 2 (SPOUSE/PARTNER), display "you".  
Otherwise, display "SP".

If CURRENT INT SP MARITAL STATUS from PERSON ROSTER = 1 (MARRIED) or 2 (LIVING WITH A PARTNER), display "or {SP FIRSTNAME LASTNAME/SPOUSE/PARTNER FIRSTNAME LASTNAME}".

If PROXY RELATIONSHIP = 2 (SPOUSE/PARTNER), display "SP FIRSTNAME LASTNAME".  
Otherwise, display "SPOUSE/PARTNER FIRSTNAME LASTNAME".

If any PERSON ROSTER members have relationship codes = 3(DAUGHTER), 4 (SON), 7 (STEPDAUGHTER), or 8 (STEPSON), display "children or other".

**QUESTION TEXT:**

Family members often help each other out financially. The next questions are about last year, ending December 31, {CURRENT YEAR - 1 YEAR}.

Last year, did {you/SP} {or {SP FIRSTNAME LASTNAME/SPOUSE/PARTNER FIRSTNAME LASTNAME}} receive any financial help or financial gifts from {children or other} relatives, either regularly -- like every month -- or just every so often as needed?

**CODES**

- |   |            |      |
|---|------------|------|
| 1 | YES        |      |
| 2 | NO         | EW11 |
|   | REFUSED    | EW11 |
|   | DON'T KNOW | EW11 |

---

**BOX EW8**
**BOX EW8**

NOT ON FILE

If any PERSON ROSTER members have relationship codes = 3 (DAUGHTER), 4 (SON), 7 (STEPDAUGHTER), or 8 (STEPSON), go to EW8.  
Otherwise, go to EW10.

---

**EW8**
**ew9whohelfi1**

R9 EW8 CHILD HELPED FINANCIALLY

**ew9whohelfi2**

R9 EW8 OTHER HELPED FINANCIALLY

**DISPLAY INSTRUCTIONS:**

If PROXY flag is null or PROXY RELATIONSHIP = 2 (SPOUSE/PARTNER), display "your".  
Otherwise, display "SP's".

If CURRENT INT SP MARITAL STATUS from PERSON ROSTER = 1 (MARRIED) or 2 (LIVING WITH A PARTNER), display "or {SP FIRSTNAME LASTNAME/SPOUSE/PARTNER FIRSTNAME LASTNAME}'s".

If PROXY RELATIONSHIP =2 (SPOUSE/PARTNER), display "SP FIRSTNAME LASTNAME".  
Otherwise, display "SPOUSE/PARTNER FIRSTNAME LASTNAME".

**QUESTION TEXT:**



Was that one of {your/SP's} {or {SP FIRSTNAME/LASTNAME/SPOUSE/PARTNER FIRSTNAME  
LASTNAME}'s} children or someone else who helped out (financially)?

SELECT ALL THAT APPLY

**CODES**

1	CHILD/CHILDREN	
2	SOMEONE ELSE	EW10
	REFUSED	EW10
	DON'T KNOW	EW10

**PROGRAMMER INSTRUCTIONS:**

Allow code all that apply

**EW9**

**op9chhlpfin**

R9 EW9 CHILDREN WHO HELP FINANCE

**DISPLAY INSTRUCTIONS:**

Display PERSON ROSTER members with relationship codes = 3 (DAUGHTER), 4 = (SON), 7 (STEPDAUGHTER), or 8 (STEPSON) with FIRST NAME, LAST NAME, and RELATIONSHIP TO SP.

**QUESTION TEXT:**

Which children helped out (financially)?

PROBE: Any other children?

SELECT ALL THAT APPLY

**ENTER TEXT**

**PROGRAMMER INSTRUCTIONS:**

Allow code all that apply.

For each roster selection at EW9, set HELPEDSPFINANCIALLY flag =1 (YES) to person roster.

**EW10**

**ew9atchhelyr**

R9 EW10 AMT FROM CHILDR LST YR

**QUESTION TEXT:**

SHOW CARD EW2

About how much was that in the last year (ending December 31, {CURRENT YEAR - 1 YEAR})? Would you say....

**CODES**

1	LESS THAN \$500
2	\$500 TO LESS THAN \$1,000
3	\$1,000 TO LESS THAN \$2,000
4	\$2,000 TO LESS THAN \$4,000
5	\$4,000 TO LESS THAN \$6,000
6	\$6,000 TO LESS THAN \$10,000
7	\$10,000 TO LESS THAN \$20,000
8	\$20,000 OR MORE
	REFUSED
	DON'T KNOW

**DISPLAY INSTRUCTIONS:**

If PROXY flag is null or PROXY RELATIONSHIP = 2 (SPOUSE/PARTNER), display "you".  
Otherwise, display "SP".

If CURRENT INT SP MARITAL STATUS from PERSON ROSTER = 1 (MARRIED) or 2 (LIVING WITH A PARTNER)], display "or {SP FIRSTNAME LASTNAME/SPOUSE/PARTNER FIRSTNAME LASTNAME}".

If PROXY RELATIONSHIP = 2 (SPOUSE/PARTNER), display "SP FIRSTNAME LASTNAME".  
Otherwise display "SPOUSE/PARTNER FIRSTNAME LASTNAME".

If any PERSON ROSTER members have relationship codes = 3 (DAUGHTER), 4 (SON), 7 (STEPDAUGHTER), or 8 (STEPSON), display "children or other".

**QUESTION TEXT:**

Last year, ending December 31, {CURRENT YEAR - 1 YEAR}, did {you/SP} {or {SP FIRSTNAME LASTNAME/SPOUSE/PARTNER FIRSTNAME LASTNAME}} give any financial help or financial gifts to {children or other} relatives, either regularly -- like every month -- or just every so often as needed?

**CODES**

1	YES	
2	NO	EW15
	REFUSED	EW15
	DON'T KNOW	EW15

**BOX EW12****BOX E12****NOT ON FILE**

If any PERSON ROSTER members have relationship codes = 3 (DAUGHTER), 4 (SON), 7 (STEPDAUGHTER), or 8 (STEPSON), go to EW12.  
Otherwise, go to EW14.

**EW12****ew9whregoth1**

R9 EW12 SP GAVE CHILD FINCL HLP

**ew9whregoth2**

R9 EW12 SP GAVE GRANDCHD FIN HLP

**ew9whregoth3**

R9 EW12 SP GAVE OTHR FINANCL HLP

**DISPLAY INSTRUCTIONS:**

If PROXY flag is null or PROXY RELATIONSHIP = 2 (SPOUSE/PARTNER), display "your".  
Otherwise, display "SP's".

If CURRENT INT SP MARITAL STATUS from PERSON ROSTER = 1 (MARRIED) or 2 (LIVING WITH A PARTNER), display "or {SP FIRSTNAME LASTNAME/SPOUSE/PARTNER FIRSTNAME LASTNAME}'S".

If PROXY RELATIONSHIP = 2 (SPOUSE/PARTNER), display "SP FIRSTNAME LASTNAME".  
Otherwise, display "SPOUSE/PARTNER FIRSTNAME LASTNAME".

**QUESTION TEXT:**

Was that (financial) help to one of {your/SP's} {or {SP FIRSTNAME LASTNAME/SPOUSE/PARTNER FIRSTNAME LASTNAME}'s} children, a grandchild, or someone else?

SELECT ALL THAT APPLY

**CODES**

1	CHILD/CHILDREN	
2	GRANDCHILD/GRANDCHILDREN	EW14
3	SOMEONE ELSE	EW14
	REFUSED	EW14

**PROGRAMMER INSTRUCTIONS:**

Allow code all that apply

**EW13****op9hlpchfin**

R9 EW13 HELPED CHILDREN FINANCE

**DISPLAY INSTRUCTIONS:**

Display PERSON ROSTER members with relationship codes = 3 (DAUGHTER), 4 = (SON), 7 (STEPDAUGHTER), or 8 (STEPSON) with FIRST NAME, LAST NAME, and RELATIONSHIP TO SP.

**QUESTION TEXT:**

Which children were helped (financially)?

PROBE: Any other children?

SELECT ALL THAT APPLY

**ENTER TEXT****PROGRAMMER INSTRUCTIONS:**

Allow code all that apply

For each roster selection at EW13, set SPHELPEDFINANCIALLY flag = 1 (YES) to person roster.

**EW14****ew9amthlpgiv**

R9 EW14 AMOUNT OF HELP GIVEN

**QUESTION TEXT:**

SHOW CARD EW2

About how much was that in the last? Would you say...

**CODES**

- 1 LESS THAN \$500
- 2 \$500 TO LESS THAN \$1,000
- 3 \$1,000 TO LESS THAN \$2,000
- 4 \$2,000 TO LESS THAN \$4,000
- 5 \$4,000 TO LESS THAN \$6,000
- 6 \$6,000 TO LESS THAN \$10,000
- 7 \$10,000 TO LESS THAN \$20,000
- 8 \$20,000 OR MORE
- REFUSED
- DON'T KNOW

**BOX EW15****BOX E15**

NOT ON FILE

Go to EW15.

**EW15****ew9progneed1**

R9 EW15 SP RECEIVD FOOD STAMPS

**ew9progneed2**

R9 EW15 SP REC OTHR FOOD ASST

**ew9progneed3**

R9 EW15 SP REC GAS ENERGY ASST

**DISPLAY INSTRUCTIONS:**

If PROXY flag is null, or PROXY RELATIONSHIP = 2 (SPOUSE/PARTNER), display "you".  
Otherwise, display "SP".

If CURRENT INT SP MARITAL STATUS from PERSON ROSTER = 1 (MARRIED) or 2 (LIVING WITH A PARTNER), display "or {SP FIRSTNAME LASTNAME/SPOUSE/PARTNER FIRSTNAME LASTNAME}".  
If PROXY RELATIONSHIP = 2 (SPOUSE/PARTNER), display "SP FIRSTNAME LASTNAME".  
Otherwise, display "SPOUSE/PARTNER FIRSTNAME LASTNAME".

Use "Same Question Stem" display.  
If at EW15a, do not display question text in brackets.  
Otherwise, display question text in brackets.

Display "in the last year" in bold underlined text.

**QUESTION TEXT:**

{{ There are several state and federal programs that help people in need. In the last year, did {you/SP} {or {SP FIRSTNAME LASTNAME/SPOUSE/PARTNER FIRSTNAME LASTNAME}} receive help from any of these programs? {{

RESPONSE [1] a. Food stamps (also called the Supplemental Nutrition Assistance Program, or SNAP)?  
RESPONSE [2] b. Other food assistance such as Meals-on-Wheels?  
RESPONSE [3] c. Gas, electricity, or other energy assistance?

**CODES**

1	YES
2	NO
	REFUSED
	DON'T KNOW

**PROGRAMMER INSTRUCTIONS:**

Array the responses and variable text columns in the panel.  
Display "variable text" in the a-c sequence until all rows have been displayed.

**EW16****ew9mealskip1****R9 EW16 SKIP MEALS NO MONEY****DISPLAY INSTRUCTIONS:**

If PROXY flag is null or PROXY RELATIONSHIP = 2 (SPOUSE/PARTNER), display "you".  
Otherwise, display "SP".

If CURRENT INT SP MARITAL STATUS from PERSON ROSTER = 1 (MARRIED) or 2 (LIVING WITH A PARTNER), display "or {SP FIRSTNAME LASTNAME/SPOUSE/PARTNER FIRSTNAME LASTNAME}".  
If PROXY RELATIONSHIP = 2 (SPOUSE/PARTNER), display "SP FIRSTNAME LASTNAME".  
Otherwise, display "SPOUSE/PARTNER FIRSTNAME LASTNAME".

Display "last month" in underlined text.

**QUESTION TEXT:**

We know people sometimes find it hard to make ends meet. Thinking about the last month, did {you/SP} {or {SP FIRSTNAME LASTNAME/SPOUSE/PARTNER FIRSTNAME LASTNAME}} skip any meals because there was not enough food, or money to buy food?

**CODES**

1	YES	
2	NO	EW18
	REFUSED	EW18
	DON'T KNOW	EW18

**DISPLAY INSTRUCTIONS:**

If PROXY flag is null or PROXY RELATIONSHIP = 2 (SPOUSE/PARTNER), display "you".  
Otherwise, display "SP".

If CURRENT INT SP MARITAL STATUS from PERSON ROSTER = 1 (MARRIED) or 2 (LIVING WITH A PARTNER), display "or {SP FIRSTNAME LASTNAME/SPOUSE/PARTNER FIRSTNAME LASTNAME}".  
If PROXY RELATIONSHIP = 2 (SPOUSE/PARTNER), display "SP FIRSTNAME LASTNAME".  
Otherwise, display "SPOUSE/PARTNER FIRSTNAME LASTNAME".

Display "last month" in underlined text.

**QUESTION TEXT:**

How many days in the last month did {you/SP} {or {SP FIRSTNAME LASTNAME/SPOUSE/PARTNER FIRSTNAME LASTNAME}} skip meals? Would you say nearly every day, more than half the days, several days, but less than half the days, or a few days?

**CODES**

- |   |                               |
|---|-------------------------------|
| 1 | NEARLY EVERY DAY              |
| 2 | MORE THAN HALF THE DAYS       |
| 3 | SEVERAL DAYS (LESS THAN HALF) |
| 4 | A FEW DAYS                    |
|   | REFUSED                       |
|   | DON'T KNOW                    |

**EW18**

ew9nopayhous

R9 EW18A NO MONEY FOR HOUSING

ew9nopayutil

R9 EW18B NO MONEY FOR UTILITIES

ew9nopaymed

R9 EW18C NO MONEY FOR MEDICAL

**DISPLAY INSTRUCTIONS:**

Use "Same Question Stem" display.  
Display "last year" in underlined text.

If at EW18a, do not display question text in brackets.  
Otherwise, display question text in brackets.

**QUESTION TEXT:**

{ } Were there times in the last year when {you/SP} did not have enough money to... { }

RESPONSE [1] a. pay the rent or mortgage?

RESPONSE [2] b. pay utility bills (gas, electric)?

RESPONSE [3] c. pay medical or prescription drug bills

**CODES**

- |   |            |
|---|------------|
| 1 | YES        |
| 2 | NO         |
|   | REFUSED    |
|   | DON'T KNOW |

**PROGRAMMER INSTRUCTIONS:**

Array the responses and variable text columns in the panel.  
Display "variable text" in the a-c sequence until all rows have been displayed.  
Go to Section HL – Helpers.

## NHATS Round 9

Section HL [HELPERS]

Sequence: 38

BOX HL1PRE

BOX HL1PRE

NOT ON FILE

If no PERSON ROSTER MEMBERS are flagged = 1 (YES) for  
HELPSGOOUTSIDE and  
HELPSAROUNDINSIDE and  
HELPSOUTOF BED and  
TOOKPLACESMOSTOFTEN and  
TOOKPLACES and  
HELPSWITHEATING and  
HELPSWITHBATHING and  
HELPSWITHTOILETING and  
HELPSWITHDRESSING and  
HELPEDWITHLAUNDRY and  
HELPEDWITHSHOPPING and  
HELPEDWITHMEALS and  
HELPEDWITHBANKING and  
HELPEDWITHMONEYMATTERS and  
HELPEPTRACKMEDS and  
SATINWITHDOCTOR and  
HELPEDMAKEINSURANCEDECISIONS, go to Section EP - End of Life Plans and Care.

Else if the only PERSON ROSTER MEMBERS flagged = 1 (YES) for  
HELPSGOOUTSIDE and  
HELPSAROUNDINSIDE and  
HELPSOUTOF BED and  
TOOKPLACESMOSTOFTEN and  
TOOKPLACES and  
HELPSWITHEATING and  
HELPSWITHBATHING and  
HELPSWITHTOILETING and  
HELPSWITHDRESSING and  
HELPEDWITHLAUNDRY and  
HELPEDWITHSHOPPING and  
HELPEDWITHMEALS and  
HELPEDWITHBANKING and  
HELPEDWITHMONEYMATTERS and  
HELPEPTRACKMEDS and  
SATINWITHDOCTOR and  
HELPEDMAKEINSURANCEDECISIONS  
are STAFF PERSON FROM PLACE SP LIVES or RESTAURANT/TAKE OUT SERVICES (for  
HELPEDWITHMEALS), or MEALS ON WHEELS (for HELPEDWITHMEALS), go to Section EP - End of Life  
Plans and Care.

Otherwise, go to HL1PRE.

HL1PRE

HL1PRE

NOT NO FILE

### QUESTION TEXT:

Next I have a few questions about the people who you said help {you/SP} with daily activities.

PRESS 1 AND ENTER TO CONTINUE

### ENTER TEXT

Length

1

For each PERSON ROSTER MEMBER flagged = 1 (YES) for  
 HELPSGOOUTSIDE or  
 HELPSAROUNDINSIDE or  
 HELPSOUTOF BED or  
 TOOKPLACESMOSTOFTEN or  
 TOOKPLACES or  
 HELPSWITHEATING or  
 HELPSWITHBATHING or  
 HELPSWITHTOILETING or  
 HELPSWITHDRESSING or  
 HELPEDWITHLAUNDRY or  
 HELPEDWITHSHOPPING or  
 HELPEDWITHMEALS or  
 HELPEDWITHBANKING or  
 HELPEDWITHMONEYMATTERS or  
 HELPEDTRACKMEDS or  
 SATINWITHDOCTOR or  
 HELPEDMAKEINSURANCEDECISIONs  
 who is not a STAFF PERSON FROM PLACE SP LIVES or RESTAURANT/TAKE OUT SERVICES (for  
 HELPEDWITHMEALS), or MEALS ON WHEELS (for HELPED WITH MEALS), set HELPER flag=1 (YES).

Write HELPER flag to PERSON ROSTER for each roster member.

Loop through HL1 and HL8 for each PERSON ROSTER MEMBER with a HELPER flag =1 (YES).

**HL1**

op9helpsched

R9 HL1 HELP IS REG SCHEDULED

**QUESTION TEXT:**

Does {PERSON ROSTER MEMBER FIRSTNAME LASTNAME} have a regular schedule, or does his/her  
 schedule vary?

**CODES**

1	REGULAR	
2	VARIED	HL3
	REFUSED	HL3
	DON'T KNOW	HL3

**PROGRAMMER INSTRUCTIONS:**

Write HELPSCHEDULE response to PERSON ROSTER for roster member.

**HL2**

op9numdayswk

R9 HL2 NUM DAYS HELP PER WK

**QUESTION TEXT:**

In the last month, on how many days per week did {PERSON ROSTER MEMBER FIRST NAME  
 LASTNAME} help {you/SP}?

ENTER NUMBER OF DAYS

**ENTER NUMBER**

Range	0 to 7
REFUSED	
DON'T KNOW	

**PROGRAMMER INSTRUCTIONS:**

Write #DAYSHelpWEEK response to PERSON ROSTER for roster member.

**BOX HL3****BOX HL3**

NOT ON FILE

If HL2 = 0, DK, or RF, go to BOX HL5.

Otherwise, go to HL4.

**HL3****op9numdaysmn**

R9 HL3 NUM DAYS HELP PER MON

**QUESTION TEXT:**

In the last month, on how many days did {PERSON ROSTER MEMBER FIRST NAME LASTNAME} help {you/SP}?

ENTER NUMBER OF DAYS

**ENTER NUMBER**

Range

0 to 31

REFUSED

DON'T KNOW

**PROGRAMMER INSTRUCTIONS:**

Write #DAYSHELPMONTH response to PERSON ROSTER for roster member.

**BOX HL4****BOX HL4**

NOT ON FILE

If HL3 = 0, go to BOX HL5.

Otherwise, go to HL4.

**HL4****op9numhrsday**

R9 HL4 NUM HRS HELP PER DAY

**QUESTION TEXT:**

On days when {PERSON ROSTER MEMBER FIRST NAME LASTNAME} helped, about how many hours per day did (he/she) help {you/SP}?

ENTER NUMBER OF HOURS

IF LESS THAN 1 HOUR, ENTER ZERO

**ENTER NUMBER**

Range

0 to 24

REFUSED

DON'T KNOW

**PROGRAMMER INSTRUCTIONS:**

Write #HOURSHelp response to PERSON ROSTER for roster member.

**BOX HL5****BOX HL5**

NOT ON FILE

If PERSON ROSTER member relationship = 2 (SPOUSE/PARTNER), go to BOX HL9.

Else if PERSON ROSTER member relationship = 31 (PAID AIDE/HOUSEKEEPER/EMPLOYEE), go to HL6.

Otherwise, go to HL5.

**HL5****op9paidhelppr**

R9 HL5 HELPER IS PAID



**QUESTION TEXT:**

Is {PERSON ROSTER MEMBER FIRST NAME LASTNAME} paid to provide this help?

IF NEEDED: By paid help, we mean paid by someone as part of a job. We will ask next who pays the person.

**CODES**

1	YES	
2	NO	BOX HL9
	REFUSED	BOX HL9
	DON'T KNOW	BOX HL9

**PROGRAMMER INSTRUCTIONS:**

Write #PAIDHELP response to PERSON ROSTER for roster member.

**HL6**

<b>op9sppayshlp</b>	R9 HL6 SP PAYS FOR HELP
<b>op9govpayhlp</b>	R9 HL6 GOVT PAYS FOR HELP
<b>op9inspayhlp</b>	R9 HL6 INSUR PAYS FOR HELP
<b>op9othpayhlp</b>	R9 HL6 OTHER PAYS FOR HELP

**QUESTION TEXT:**

Is {PERSON ROSTER MEMBER FIRST NAME LASTNAME} paid by {you/SP}, {your/his/her} family, by a government program, by {your/his/her} insurance, or what?

SELECT ALL THAT APPLY

**CODES**

1	SP AND/OR FAMILY	BOX HL7
2	GOVERNMENT PROGRAM	BOX HL7
3	INSURANCE	BOX HL7
91	OTHER (SPECIFY)	
	REFUSED	BOX HL7
	DON'T KNOW	BOX HL7

**PROGRAMMER INSTRUCTIONS:**

Allow code all that apply.

Write WHOPAYS response to PERSON ROSTER for roster member.

**HL6A****HL6A**

NOT ON FILE

**QUESTION TEXT:**

SPECIFY WHO PAYS FOR PERSON WHO HELPS {SP}.

Text 50 char

**ENTER TEXT**

Length

50

**BOX HL7****BOX HL7**

NOT ON FILE

If HL6=1 (SP AND/OR FAMILY), go to HL7.  
Else if HL6=2, go to HL8.

Otherwise, go to BOX HL9.

---

**HL7****op9payunit**

R9 HL7 PAYMENT UNIT

**QUESTION TEXT:**

How much did {you/SP} (and {your/his/her} family) pay {PERSON ROSTER MEMBER FIRST NAME  
LASTNAME} last month?

INDICATE RESPONSE UNIT

**CODES**

1	HOURLY	HL7A
2	WEEKLY	HL7B
3	MONTHLY	HL7C
4	DID NOT PAY IN LAST MONTH	BOX HL8
91	OTHER (SPECIFY)	HL7D
	REFUSED	BOX HL8
	DON'T KNOW	BOX HL8

**PROGRAMMER INSTRUCTIONS:**

Write PAYUNIT response to PERSON ROSTER for roster member.

---

**HL7A****op9hourlypay**

R9 HL7A HOURLY AMOUNT PAID

**QUESTION TEXT:**

ENTER HOURLY AMOUNT PAID  
\$ \_\_\_\_\_.

**ENTER NUMBER**

Range	1 to 999.99
Soft Range	5 to 50

**PROGRAMMER INSTRUCTIONS:**

Write HOURLYAMOUNT response to PERSON ROSTER for roster member.

If valid amount given, skip to Box HL8.

---

**HL7B****op9weeklypay**

R9 HL7B WEEKLY AMOUNT PAID

**QUESTION TEXT:**

ENTER WEEKLY AMOUNT PAID  
\$ \_\_\_\_\_.

**ENTER NUMBER**

Range	1 to 9999
Soft Range	50 to 1000

**PROGRAMMER INSTRUCTIONS:**

Write WEEKLYAMOUNT response to PERSON ROSTER for roster member.

If valid amount given, skip to Box HL8.

---

**HL7C****op9monthlypay**

R9 HL7C MONTHLY AMOUNT PAID

**QUESTION TEXT:**

ENTER MONTHLY AMOUNT PAID

\$ \_\_\_\_\_

**ENTER NUMBER**

Range	1 to 9999
Soft Range	50 to 5000

**PROGRAMMER INSTRUCTIONS:**

Write MONTHLYAMOUNT response to PERSON ROSTER for roster member.

Go to BOX HL8.

---

<b>HL7D</b>	<b>HL7D</b>	NOT ON FILE
-------------	-------------	-------------

**QUESTION TEXT:**

SPECIFY OTHER RATE OF PAYMENT.

**ENTER TEXT**

Length	50
--------	----

---

<b>BOX HL8</b>	<b>BOX HL8</b>	NOT ON FILE
----------------	----------------	-------------

If HL6=2 (GOVERNMENT PROGRAM), go to HL8.

Otherwise, go to Box HL9.

---

<b>HL8</b>	<b>op9progrmpaid</b>	R9 HL8 PROGRAM PAID FOR HELPER
------------	----------------------	--------------------------------

**DISPLAY INSTRUCTIONS:**

Display “, also known as {STATE NAME FOR MEDICAID PROGRAM}” if state name for Medicaid is not “Medicaid”.

**QUESTION TEXT:**

Do you know whether this program is Medicaid {, also known as {STATE MEDICAID PROGRAM NAME}}, Medicare, a state program, or something else?

**CODES**

1	MEDICAID	BOX HL9
2	MEDICARE	BOX HL9
3	STATE PROGRAM	BOX HL9
91	OTHER (SPECIFY)	
	REFUSED	BOX HL9
	DON'T KNOW	BOX HL9

**PROGRAMMER INSTRUCTIONS:**

Use NHATS State Name for Medicaid file for {STATE NAME FOR MEDICAID PROGRAM} display.  
Write PROGRAMPAID response to PERSON ROSTER for roster member.

---

<b>HL8A</b>	<b>HL8A</b>	NOT ON FILE
-------------	-------------	-------------

**QUESTION TEXT:**

SPECIFY OTHER PROGRAM.

Text 50 char

ENTER TEXT

Length

50

**BOX HL9**

**BOX HL9**

NOT ON FILE

Go to HL1 for next PERSON ROSTER MEMBER with HELPER flag=1 (YES).  
If no additional PERSON ROSTER MEMBER with HELPER flag=1 (YES), go to Section EP - End of Life Plans and Care.

#### Derived Variables From Items in HL Section

op9dhrsmth

R9 D HL2 HL3 HL4 HRS HELP MONTH

## NHATS Round 9

Section FQ [FACILITY STAFF QUESTIONNAIRE]

Sequence: 40

FQ1PRE FQ1PRE NOT ON FILE

### QUESTION TEXT:

YOU HAVE SELECTED THE FACILITY STAFF QUESTIONNAIRE (FQ) FOR CASE

{CASE ID}, {SP}

CONFIRM WITH FACILITY THAT THE SP IS ALIVE BEFORE CONTINUING. IF THE SP IS DECEASED, BREAKOFF AND COMPLETE THE NHATS INTERVIEW WITH THE FACILITY RESPONDENT.

IF THIS IS THE CORRECT CASE AND {SP} IS ALIVE, PRESS 1 AND ENTER TO CONTINUE

TO SELECT ANOTHER CASE OR TASK, BREAKOFF AND SELECT THE CORRECT CASE ID AND TASK FROM THE IMS

FQ1Consent FQ1Consent NOT ON FILE

### QUESTION TEXT:

During the course of the study, we would like to record some of the questions and answers for training and data quality. I'd like to continue now unless you have any questions.

PRESS 1 AND ENTER TO CONTINUE

IF RESPONDENT REFUSES TO ALLOW AUDIO RECORDING, PRESS 7 AND ENTER

### CODES

1	CONSENT TO RECORDING	FQ1A
7	REFUSE CONSENT TO RECORD	

FQ1NotRec FQ1NotRec NOT ON FILE

That's fine. The interview will not be recorded.

PRESS 1 AND ENTER TO CONTINUE

FQ1A FQ1A NOT ON FILE

### DISPLAY INSTRUCTIONS:

Display "FIRST" in bold underlined text.  
Display FQ1a and FQ1b on the same screen.

### QUESTION TEXT:

First, I would like to confirm your name and contact information.

What is your name?

ENTER FIRST NAME. CONFIRM SPELLING.

### ENTER TEXT

Length

25

---

**FQ1B**

**FQ1B**

NOT ON FILE

**DISPLAY INSTRUCTIONS:**

Display "LAST" in bold underlined text.  
Display FQ1a and FQ1b on the same screen.

**QUESTION TEXT:**

ENTER LAST NAME. CONFIRM SPELLING.

ENTER TEXT

Length

25

---

**FQ2**

**FQ2**

NOT ON FILE

**QUESTION TEXT:**

What is your job title?

ENTER TEXT

Length

50

---

**FQ3A**

**FQ3A**

NOT ON FILE

**DISPLAY INSTRUCTIONS:**

Display FQ3a, 3b, 3c, 3d, and 3e on the same screen.  
Display "address" as underlined text.

**QUESTION TEXT:**

What is the mailing address here?

CONFIRM SPELLING

ENTER TEXT

Length

25

**PROGRAMMERS INSTRUCTIONS:**

If Breakoff at or before this screen, do not save any FQ data and set FQ task status = 11 (READY).

---

**FQ3B**

**FQ3B**

NOT ON FILE

**DISPLAY INSTRUCTIONS:**

Display FQ3a, 3b, 3c, 3d, and 3e on the same screen.  
Display "address" as underlined text.

**QUESTION TEXT:**

[What is the mailing address here?]

CONFIRM SPELLING

IF NO APT/SUITE NUMBER, PRESS ENTER TO CONTINUE

ENTER TEXT

**PROGRAMMERS INSTRUCTIONS:**

Allow empty

**FQ3C****FQ3C**

NOT ON FILE

**DISPLAY INSTRUCTIONS:**

Display FQ3a, 3b, 3c, 3d, and 3e on the same screen.  
Display "city" as underlined text.

**QUESTION TEXT:**

[What is the city?]

CONFIRM SPELLING

**ENTER TEXT**

Length

25

**FQ3D****FQ3D**

NOT ON FILE

**DISPLAY INSTRUCTIONS:**

Display FQ3a, 3b, 3c, 3d, and 3e on the same screen.  
Display "state" as underlined text.

**QUESTION TEXT:**

[What is the state?]

TYPE THE FIRST LETTER OF THE STATE, THEN USE ARROW KEYS IF NEEDED TO LOCATE STATE, AND PRESS  
ENTER TO SELECT

**PROGRAMMERS INSTRUCTIONS:**

Use lookup file of state names

**FQ3E****FQ3D**

NOT ON FILE

**DISPLAY INSTRUCTIONS:**

Display FQ3a, 3b, 3c, 3d, and 3e on the same screen.  
Display "zip code" as underlined text.

**QUESTION TEXT:**

[What is the zip code?]

ENTER A 5-DIGIT ZIP CODE

**ENTER TEXT**

Length

5

**PROGRAMMERS INSTRUCTIONS:**

5-digit entry required. If less than 5 digits entered, display Error Message #11.

**FQ3F****FQ3F**

NOT ON FILE

**QUESTION TEXT:**

What is the phone number here?

ENTER AREA CODE AND PHONE NUMBER

**ENTER TEXT**

Length  
REFUSED

10

**PROGRAMMERS INSTRUCTIONS:**

Hard edit: if the answer from FQ3f contains less than 10 digits, display error message #12.

Use number input mask (xxx-xxx-xxxx) in the response field.

**FQ4**

**FQ4**

NOT ON FILE

**QUESTION TEXT:**

What is your email address here?

ENTER 97 IF NOT EMAIL ADDRESS

**ENTER TEXT**

Length  
REFUSED

50

**FQ5**

**FQ5**

NOT ON FILE

**DISPLAY INSTRUCTIONS:**

Display "whole" as bold underlined text.

**QUESTION TEXT:**

What is the name of this place? If there are different names for certain parts of levels of care in this place, please tell me the name for the whole place.

**ENTER TEXT**

Length

75

**FQ6**

**fq9dfacdesc**

R9 FQ6 FACILITY TYPE

**DISPLAY INSTRUCTIONS:**

Display text from FQ5 as FACILITY NAME.

Display "whole" as underlined text.

**QUESTION TEXT:**

SHOW CARD FQ1

Now I'm going to show you a list of places.

Which of these BEST describes {FACILITY NAME FROM FQ5}? Again, if there are different parts or levels of care in this place, please tell me about the whole place.

PRESS F1 FOR HELP SCREEN

**CODES**

1	FREE STANDING NURSING HOME	FQ15
2	FREE STANDING ASSISTED LIVING FACILITY	FQ7
3	NURSING HOME AND ASSISTED LIVING FACILITY	FQ7
4	CONTINUING CARE RETIREMENT COMMUNITY (CCRC)	FQ7
5	ADULT FAMILY CARE HOME	FQ15
6	GROUP HOME	FQ15
7	BOARD AND CARE HOME	FQ15
8	RETIREMENT COMMUNITY OR SENIOR HOUSING	FQ7



91	(NOT CCRC) OTHER (SPECIFY) REFUSED DON'T KNOW	FQ7 FQ7
----	--	------------

---

<b>FQ6A</b>	<b>fq9dosfacd</b>	R9 FQ6A OTHER SPECIFY FAC TYPE
-------------	-------------------	--------------------------------

**QUESTION TEXT:**

SPECIFY TYPE OF PLACE

**ENTER TEXT**

Length 50

---

<b>FQ7</b>	<b>FQ7</b>	NOT ON FILE
------------	------------	-------------

**QUESTION TEXT:**

Next, I need to confirm where {SP} is living.

PRESS 1 AND ENTER TO CONTINUE

---

<b>FQ8</b>	<b>fq9prtlivnam</b>	R9 FQ8 FAC NM DIFF4PLC SP LIVES
------------	---------------------	---------------------------------

**QUESTION TEXT:**

Does the part of {PLACE NAME FROM FQ5} in which {SP} lives have a different name?

**CODES**

1	YES	
2	NO	FQ10
	REFUSED	FQ10
	DON'T KNOW	FQ10

---

<b>FQ9</b>	<b>FQ9</b>	NOT ON FILE
------------	------------	-------------

**QUESTION TEXT:**

What is the name of {SP}'s area?

**ENTER TEXT**

Length 50

---

<b>FQ10</b>	<b>fq9dfacarea</b>	R9 FQ10 FACILITY AREA SP LIVES
-------------	--------------------	--------------------------------

**QUESTION TEXT:**

Is the place where {SP} lives considered independent living, assisted living, a special care unit, a nursing home care unit, or something else?

**CODES**

1	INDEPENDENT LIVING	FQ12
2	ASSISTED LIVING	FQ12
3	SPECIAL CARE, MEMORY CARE, OR ALZHEIMER'S UNIT	FQ11
4	NURSING HOME	FQ12
91	OTHER (SPECIFY)	
	REFUSED	FQ12

DON'T KNOW

FQ12

**FQ10A****fq9dosfaca**

R9 D FQ10A OTHER SPECIFY FAC AREA

**QUESTION TEXT:**

SPECIFY OTHER TYPE OF PLACE

**ENTER TEXT**

Length

50

**PROGRAMMERS INSTRUCTIONS:**

Go to FQ12

**FQ11****fq9assdnrsng**

R9 FQ11 ASSIST LIV OR NURSG HOME

**QUESTION TEXT:**

Is this special care unit part of an assisted living facility or is it part of a nursing home?

**CODES**

- |   |                 |
|---|-----------------|
| 1 | ASSISTED LIVING |
| 2 | NURSING HOME    |
|   | REFUSED         |
|   | DON'T KNOW      |

**FQ12****fq9othrlevls**

R9 FQ12 OTH LEVELS OF CARE AVAIL

**QUESTION TEXT:**

Besides where {SP} lives, are there other levels of care available at {PLACE NAME FREOM FQ5} such as independent living, assisted living, a special care unit, or a nursing home care unit?

**CODES**

- |   |            |      |
|---|------------|------|
| 1 | YES        | FQ13 |
| 2 | NO         | FQ15 |
|   | REFUSED    | FQ15 |
|   | DON'T KNOW | FQ15 |

**FQ13****fq9whotlevl1**

R9 FQ13 INDEPNENT LIV CARE AVAIL

**fq9whotlevl2**

R9 FQ13 ASSISTED LVNG CARE AVAIL

**fq9whotlevl3**

R9 FQ13 ALZHEIMER CARE AVAIL

**fq9whotlevl4**

R9 FQ13 NURSING HOME CARE AVAIL

**fq9whotlevl5**

R9 FQ13 OTHR SPECIFY CARE AVAIL

**QUESTION TEXT:**

What other levels of care are available?

SELECT ALL THAT APPLY

**CODES**

- |   |  |      |
|---|--|------|
| 1 | INDEPENDENT LIVING                             | FQ15 |
| 2 | ASSISTED LIVING                                | FQ15 |
| 3 | SPECIAL CARE, MEMORY CARE, OR ALZHEIMER'S UNIT | FQ15 |
| 4 | NURSING HOME                                   | FQ15 |

OTHER (SPECIFY)  
REFUSED  
DON'T KNOW

FQ15  
FQ15

**FQ13A****FQ13A**

NOT ON FILE

**QUESTION TEXT:**

SPECIFY OTHER LEVELS OF CARE

**ENTER TEXT**

Length

50

**FQ15****fq9servaval1**

R9 FQ15 MEALS AVAIL

**fq9servaval2**

R9 FQ15 HELP WITH MEDS AVAIL

**fq9servaval3**

R9 FQ15 HELP W BATH DRESS AVAIL

**fq9servaval4**

R9 FQ15 LAUNDRY SERVCS AVAIL

**fq9servaval5**

R9 FQ15 HOUSEKEEPING SERV AVAIL

**fq9servaval6**

R9 FQ15 TRANSPRT MED CARE AVAIL

**fq9servaval7**

R9 FQ15 TRANSPRT TO STORE EVENT

**fq9servaval10**

R9 FQ15 FITNESS CENTER AVAIL

**fq9servaval11**

R9 FQ15 WALKING AREA AVAIL

**fq9servaval8**

R9 FQ15 RECREATIONAL FAC AVAIL

**fq9servaval9**

R9 FQ15 SOCIAL EVENTS AVAIL

**fq9servaval12**

R9 FQ15 ONSITE HEALTH AVAIL

**fq9servaval13**

R9 FQ15 EMERGENCY SYSTEM AVAIL

**DISPLAY INSTRUCTIONS:**

Use "Same Question Stem" display

If at FQ15a, do not display question text in brackets.  
Otherwise, display question text in brackets.

Display "at {SP}'s current level of care" and "offered" as bold underlined text.

**QUESTION TEXT:**

SHOW CARD FQ2

{{We are interested in the services that are available to people at {SP}'s current level of care.  
Please look at this list. {{}}

{{For each service, please tell me if the service is offered to people at {SP}'s level of care. If the  
service is offered, please also indicate whether it is part of {SP}'s package of services provided by  
{PLACE NAME from FQ5} or if there is an extra charge for it. {{}}

{variable text [a-m]}

RESPONSE [1] a. Meals (in common dining areas or in resident's own rooms)?

RESPONSE [2] b. Help with medications?

RESPONSE [3] c. Help with bathing and dressing?

RESPONSE [4] d. Laundry services for linens or clothing?

RESPONSE [5] e. Housekeeping services?  
 RESPONSE [6] f. A van or shuttle to doctors or other medical care providers?  
 RESPONSE [7] g. A van or shuttle to stores or events like concerts?  
 RESPONSE [8] h. An indoor fitness center?  
 RESPONSE [9] i. Areas to walk for pleasure or exercise, like an outdoor walking path?  
 RESPONSE [10] j. Other recreational facilities, like swimming pools, game rooms, or tennis courts, for residents?  
 RESPONSE [11] k. Organized social events and activities?  
 RESPONSE [12] l. Onsite health and wellness programs?  
 RESPONSE [13] m. A medical emergency system to call someone for help?

#### **CODES**

- |   |   |
|---|---|
| 1 | YES, SERVICE PROVIDED AS PART OF PACKAGE  |
| 2 | YES, SERVICE PROVIDED AT AN EXYTRA CHARGE |
| 3 | NO, SERVICE NOIT PROVIDED                 |
|   | REFUSED                                   |
|   | DON'T KNOW                                |

#### **PROGRAMMER INSTRUCTIONS:**

Array the responses and Variable text columns in the panel.  
 Display 'variable text' in the a-i sequence until all rows have been displayed.

---

<b>FQ16PRE</b>	<b>FQ16PRE</b>	<b>NOT ON FILE</b>
----------------	----------------	--------------------

#### **QUESTION TEXT:**

These next questions are about the sources of payment for {SP}'s care.  
 PRESS 1 AND ENTER TO CONTINUE

---

<b>FQ16</b>	<b>fq9paysourc1</b>	R9 FQ16 SP OR SP FAMILY PAYMENT
	<b>fq9paysourc2</b>	R9 FQ16 SOC SEC SSI PAYMENT
	<b>fq9paysourc3</b>	R9 FQ16 MEDICAID PAYMENT
	<b>fq9paysourc4</b>	R9 FQ16 MEDICARE PAYMENT
	<b>fq9paysourc5</b>	R9 FQ16 PRIVATE INSURANCE PAYMNT
	<b>fq9paysourc6</b>	R9 FQ16 OTHR GOVT PAYMENT

#### **DISPLAY INSTRUCTIONS:**

Use "Same Question Stem" display

If at FQ16a, do not display question text in brackets.

Otherwise, display question text in brackets.

If FQ6= 1 (FREE STANDING NURSING HOME) or FQ10=4 (NURSING HOME), OR FQ11=2 (NURSING HOME), display FQ16d {Medicare}.

Display dollar amounts using commas to separate zeroes.

#### **QUESTION TEXT:**

SHOW CARD FQ3

{{In the last billing month for which you have complete payment information, what did each of these sources pay for {SP}'s care?}}

{{For each one, please tell me the total amount paid by each source for this part of {SP}'s care.}}

ENTER DOLLAR AMOUNT

ENTER ZERO IF NO PAYMENT FROM SOURCE

{variable text [a-f]}

RESPONSE [1] a. SP OR SP'S FAMILY

RESPONSE [2] b. SOCIAL SECURITY OR SSI

RESPONSE [3] c. MEDICAID

RESPONSE [4] d. MEDICARE

RESPONSE [5] e. PRIVATE INSURANCE

RESPONSE [6] f. OTHER GOVERNMENT SOURCE (VA, STATE, COUNTY)

**ENTER NUMBER**

Range

Soft Range

0 to 26000

REFUSED

0 to 10000

DON'T KNOW

**PROGRAMMER INSTRUCTIONS:**

Array the responses and Variable text columns in the panel.

Display 'variable text' in the a-f sequence until all rows have been displayed.

**BOX FQ17**

**BOX FQ17**

**NOT ON FILE**

If DK or RF entered at FQ16 for any amount category, go to FQ19.

**FQ17**

**fq9totalpaym**

**R9 FQ17 TOTAL PAYMENT FOR CARE**

**DISPLAY INSTRUCTIONS:**

Display dollar amounts using comas to separate zeroes.

**QUESTION TEXT:**

That adds up to {TOTAL AMOUNT CALCULATED FROM FQ16}

Is that the total monthly payment for {SP}'s care?

**CODES**

1

YES

FQ19

2

NO

REFUSED

FQ19

DON'T KNOW

FQ19

**FQ18**

**fq9tmnthlyamt**

**R9 FQ18 TOT MTHLY AMT FOR CARE**

**DISPLAY INSTRUCTIONS:**

Display dollar amounts using comas to separate zeroes.

**QUESTION TEXT:**

Display dollar amounts using commas to separate zeroes.

ENTER AMOUNT

**ENTER NUMBER**

Range

0 to 26000

REFUSED

DON'T KNOW

---

**FQ19****fq9primpayer**

R9 FQ19 PRIMARY PAYER FOR CARE

**DISPLAY INSTRUCTIONS:**

If FQ6= 1 (FREE STANDING NURSING HOME) or FQ10=4 (NURSING HOME), OR FQ11=2 (NURSING HOME), display {Medicare,} and response category 4.

**QUESTION TEXT:**

Would you say the primary payer for {SP}'s care is {SP} or {his/her} family, Social Security, Medicaid, {Medicare,} or some other source?

**CODES**

1	SP/FAMILY	FQ21
2	SOCIAL SECURITY/SSI	FQ21
3	MEDICAID	FQ21
4	MEDICARE	FQ21
5	OTHER SOURCE	
	REFUSED	FQ21
	DON'T KNOW	FQ21

---

**FQ20****fq9govsource**

R9 FQ20 GOVERNMENT SOURCE

**QUESTION TEXT:**

Is that a government source?

**CODES**

1	YES
2	NO
	REFUSED
	DON'T KNOW

---

**FQ21****FQ21**

NOT ON FILE

**QUESTION TEXT:**

I would like to confirm that {SP}'s name is {SP'S MIDDLE NAME} {SP'S LAST NAME}. Is that correct?

**CODES**

1	YES	FQ22
2	NO	
	REFUSED	
	DON'T KNOW	

---

**FQ21A****FQ21A**

NOT ON FILE

**DISPLAY INSTRUCTIONS:**

Display preloaded SP name in the response fields.

Display "FIRST" in bold underlined text.

Display SP first name in fill as bold underlined

**QUESTION TEXT:**

What is the correct spelling of {SP}'s full name?

{FIRST NAME} {MIDDLE NAME} {LAST NAME}

CORRECT FIRST NAME. CONFIRM SPELLING.

**ENER TEXT**

Length

25

**PROGRAMMER INSTRUCTIONS:**

Display FQ21a, 21b, and 21c on the same screen.

---

**FQ21B**

**FQ21B**

NOT ON FILE

**DISPLAY INSTRUCTIONS:**

Display "MIDDLE" in bold underlined text.

Display SP middle name in fill as bold underlined

**QUESTION TEXT:**

What is the correct spelling of {SP}'s full name?

{FIRST NAME} {MIDDLE NAME} {LAST NAME}

CORRECT MIDDLE NAME. CONFIRM SPELLING.

PRESS ENTER IF NO MIDDLE NAME OR INITIAL

**ENER TEXT**

Length

25

**PROGRAMMER INSTRUCTIONS:**

Allow empty.

Display FQ21a, 21b, and 21c on the same screen.

---

**FQ21C**

**FQ21C**

NOT ON FILE

**DISPLAY INSTRUCTIONS:**

Display "LAST" in bold underlined text.

Display SP last name in fill as bold underlined

**QUESTION TEXT:**

What is the correct spelling of {SP}'s full name?

{FIRST NAME} {MIDDLE NAME} {LAST NAME}

CORRECT LAST NAME. CONFIRM SPELLING.

**ENER TEXT**

Length

25

**PROGRAMMER INSTRUCTIONS:**

Display FQ21a, 21b, and 21c on the same screen.

Set flag to indicate SP name was updated.

---

**FQ22**

**FQ22**

NOT ON FILE

**QUESTION TEXT:**

THE SP IS LISTED AS A {MALE/FEMALE}

IF GENDER IS OBVIOUS, CODE WITHOUT ASKING

OTHERWISE ASK: Is {SP} male or female?

**CODES**

1	MALE
2	FEMALE

---

**BOX FQ22A**

**BOX FQ22A**

NOT ON FILE

Compare preloaded gender of SP with FQ22 value just entered.

If they are the same, go to FQ23.

Otherwise, go to FQ22a

---

**FQ22A**

**FQ22A**

NOT ON FILE

**QUESTION TEXT:**

YOU JUST CHANGED SP'S GENDER FROM {PRELOADED CMS GENDER MALE/FEMALE} TO {FEMALE/MALE FROM FQ22} DID YOU INTEND TO DO THAT?

**CODES**

1	YES	
2	NO	FQ22

---

**FQ23**

**FQ23**

NOT ON FILE

**DISPLAY INSTRUCTIONS:**

Display preloaded DOB in the question text.

SPELL OUT MONTH WHEN DISPLAYING {BIRTH MONTH BIRTH DAY, BIRTH YEAR}.

FORMAT AS MM/DD/YYYY WHEN DISPLAYING ({BIRTH MM/BIRTH DD/BIRTH YEAR}).

**QUESTION TEXT:**

I also want to confirm {SP}'s birth date is {BIRTH MONTH, BIRTH DAY, BIRTH YEAR} ({BIRTH MM/BIRTHDD/BIRTH YEAR}). Is that correct?

**CODES**

1	YES	FQ26
2	NO	

---

**FQ24**

**FQ24**

NOT ON FILE

**DISPLAY INSTRUCTIONS:**

Display preloaded DOB.

**QUESTION TEXT:**

What is {SP}'s date of birth?

ENTER MONTH, DAY, AND YEAR (MM-DD-YYYY)

**PROGRAMMER INSTRUCTIONS:**

Use mask to collect DOB. Separate mm/dd/yyyy with hyphens for data entry.

MONTH range: 1-31

DAY range 1-31

YEAR range: (CURRENT YEAR-65 – FQ24 DOB).



---

**FQ25****FQ25**

NOT ON FILE

**DISPLAY INSTRUCTIONS:**

COMPUTE AGE AS (CURRENT DATE – FQ24 DOB).

**QUESTION TEXT:**

I would like to confirm that {SP} is {CALCULATED AGE} years old today. Is that correct?

**CODES**

1	YES	
2	NO	FQ24
	REFUSED	
	DON'T KNOW	

---

**FQ29****FQ29**

NOT ON FILE

**QUESTION TEXT:**

YOU HAVE COMPLETED THE FACILITY STAFF QUESTIONNAIRE. THANK RESPONDENT.

PRESS 1 AND ENTER TO CONTINUE

---

**FQ30****FQ30**

NOT ON FILE

**DISPLAY INSTRUCTIONS:**

If (LAST INT disposition code =61 (Final NH Complete) or LAST INT disposition code =64 (Final FQ complete, SP INT NOT COMPLETE)) and CMS DODFLAG &lt;&gt; 1 (SP ALIVE), display "NO ADDITIONAL DATA COLLECTION REQUIRED FOR THIS CASE."

**QUESTION TEXT:**

{NO ADDITIONAL DATA COLLECTION REQUIRED FOR THIS CASE.}

PRESS 1 AND ENTER TO RETURN TO IMS SCREEN

**PROGRAMMER INSTRUCTIONS:**

If FQ8=1 (YES), FACILITY NAME = text from FQ9.

Else FACILITY NAME = text from FQ5.

IMS will pull FACILITY NAME from NHATS Facility Task once task status = 20 (COMPLETE).

If FQ6 = 1 or [(FQ6 = 2 or 3 or 4 or 8 or 91 or RF or DK) and FQ10 = 4] or FQ11 = 2, set FACILITY TYPE flag = 1 (NURSING HOME).

Otherwise, set FACILITY TYPE flag = 2 (OTHER FACILITY).

If LAST INT final disposition code was code 61 (FINAL NH COMPLETE) and if FACILITY TYPE flag = 1 (NURSING HOME), set NHATS Interview Task=code 24 (FINAL NOT REQUIRED) and IRQ SP Task=code 24 (FINAL NOT REQUIRED) and set the final case status to code 61, "Complete, NH Facility".

Else if ((R1 INT YEAR = 2011 and R1 final disposition code was code 64 (FINAL FQ COMPLETE, SP NOT COMPLETE)) or (R1 INT YEAR = 2015 and R5 final disposition code was code 64)), set NHATS Interview Task=code 24 (FINAL NOT REQUIRED) and IRQ SP Task=code 24 (FINAL NOT REQUIRED); set the final case status to code 64 (FINAL FQ, SP INTERVIEW NOT COMPLETED) if the FACILITY TYPE flag=2 (OTHER FACILITY).

If FACILITY TYPE flag = 1 or 2, set FACILITY flag = 1 (YES).

IMS will pull FACILITY TYPE flag and FACILITY flag from NHATS Facility Task once task status = 20 (COMPLETE) if the NHATS Interview Task=11 (READY).

Derived Variables From Items in FQ Section	
fq9dlocsp	R9 D FQ6 6A 10 10A FOR SAMP WGT

## NHATS Round 9

Section IR [INTERVIEWER REMARKS] Sequence: 41

**IR1A1** **ir9intlang** R9 IR1A1 INTERVIEW LANGUAGE

**QUESTION TEXT:**

What language did you use to conduct this interview?

**CODES**

1	English	IR1
2	Spanish	IR1
3	Other (specify)	

**IR1A2** **IR1A2** NOT ON FILE

**QUESTION TEXT:**

Specify language used to conduct interview.

**ENTER TEXT**

Length 25

**IR1** **IR1** NOT ON FILE

**QUESTION TEXT:**

Was the SP interview completed in person or by telephone?

**ENTER TEXT**

Length 500

**IR1A** **IR1A** NOT ON FILE

**QUESTION TEXT:**

Describe why the SP interview was conducted by telephone.

**CODES**

1	In person	IR2
2	Telephone	

**IR2** **ir9spattitud** R9 IR2 SP ATTITUDE TOWARD INTVW

**QUESTION TEXT:**

In general, what was the respondent's attitude toward the interview?

**CODES**

1	Friendly and interested
2	Cooperative but not particularly interested
3	Impatient and restless
4	Hostile

**IR3****ir9undrstand****R9 IR3 SP UNDERSTAND QUESTION****QUESTION TEXT:**

In general, how was the respondent's understanding of the questions?

**CODES**

1	Good	Box IR4
2	Fair	
3	Poor	

**IR3A****IR3A**

NOT ON FILE

**QUESTION TEXT:**

Select any issues that may have affected respondent's understanding of the questions

Select all that apply.

**CODES****Code All That Apply**

1	Hearing problems	BOX IR4
2	Language barrier	BOX IR4
3	SP has Alzheimer's/Dementia	BOX IR4
91	Other (Specify)	

**IR3B****IR3B**

NOT ON FILE

**QUESTION TEXT:**

Describe any circumstances that may have affected respondent's understanding of the questions.

**ENTER TEXT**

Length

500

**BOX IR4****BOX IR4**

NOT ON FILE

If DECEASED flag = 1 (YES), go to IR23.

Else if PROXY flag = 1 (yes), go to IR4.

Otherwise go to IR6

**IR4****ir9sppresent****R9 IR4 AMT OF INTERVIW SP PRESENT****QUESTION TEXT:**

About how much of the interview was the SP present for?

**CODES**

1	All of the time	IR6
2	Most of the time	IR6
3	Some of the time	IR6
4	Only for the cognition and/or performance parts	IR6
5	None of the time	

**IR5****ir9sppresreas1****R9 IR5 REASON SP NOT PRESENT\_SLEEP**

<b>ir9sppresreas2</b>	R9 IR5 REASON SP NOT PRESENT _2ILL
<b>ir9sppresreas3</b>	R9 IR5 REASON SP NOT PRESENT _ALZH
<b>ir9sppresreas4</b>	R9 IR5 REASON SP NOT PRESENT _PRXYREQ
<b>ir9sppresreas5</b>	R9 IR5 REASON SP NOT PRESENT _INFCLTY
<b>ir9sppresreas6</b>	R9 IR5 REASON SP NOT PRESENT _OTHSPFY

**QUESTION TEXT:**

Select reason(s) why the SP wasn't present for the interview?

**CODES**

1	SP was sleeping	IR6
2	SP was too ill	IR6
3	SP has Alzheimer's/Dementia	IR6
4	Proxy request	IR6
5	SP in facility	IR6
91	Other (Specify)	

**IR5A**

**IR5A**

NOT ON FILE

**QUESTION TEXT:**

Explain why the SP wasn't present for the interview.

**ENTER TEXT**

Length

500

**IR6**

**ir9intvwhlp**

R9 IR6 ANYONE HELP WITH INTVW

**DISPLAY INSTRUCTIONS:**

If PROXY flag = 1 (yes), display "and the proxy".

**QUESTION TEXT:**

Besides the SP {and the proxy}, was there anyone else who helped answer questions during the interview?

**CODES**

1	Yes	
2	No	BOX IR7
3	Interview was conducted by telephone	BOX IR7

**IR6A**

**ir9prsnhlp1**

R9 IR6A SPOUSE HELPED WITH INTVW

**ir9prsnhlp2**

R9 IR6A CHILD HELPED WITH INTVW

**ir9prsnhlp3**

R9 IR6A RELATIVE HELP WITH INTVW

**ir9prsnhlp4**

R9 IR6A FRIEND HELPED WITH INTVW

**ir9prsnhlp5**

R9 IR6A STAFF HELPED WITH INTVW

**ir9prsnhlp6**

R9 IR6A AIDE HELPED WITH INTVW

**ir9prsnhlp91**

R9 IR6A OTHER HELPED WITH INTVW

**QUESTION TEXT:**

Select any issues that may have affected respondent's understanding of the questions

Select all that apply.

<b>CODES</b>	<b>Code All That Apply</b>
1	Spouse/Partner
2	Child of SP
3	Other relative
4	Friend/Neighbor
5	Staff person from place SP lives
6	Personal helper/aide
91	Other

<b>BOX IR7</b>	<b>BOX IR7</b>	NOT ON FILE
----------------	----------------	-------------

If IR4 = 5 (none of the time), go to IR8.

Otherwise, go to IR7.

<b>IR7</b>	<b>IR7</b>	NOT ON FILE
------------	------------	-------------

**QUESTION TEXT:**

Did you encounter any problems or issues with administering the SP cognition section?

<b>CODES</b>		
1	Yes	
2	No	IR8
3	Not Administered	

<b>IR7A</b>	<b>IR7A</b>	NOT ON FILE
-------------	-------------	-------------

**QUESTION TEXT:**

Describe the SP cognition section problems, issues, or reasons not administered.

**ENTER TEXT**

Length

500

<b>IR8</b>	<b>IR8</b>	NOT ON FILE
------------	------------	-------------

**QUESTION TEXT:**

Did you encounter any problems or issues with CAPI?

<b>CODES</b>		
1	Yes	
2	No	BOX IR10

<b>IR8A</b>	<b>IR8A</b>	NOT ON FILE
-------------	-------------	-------------

**QUESTION TEXT:**

Describe problem or issues with CAPI.

**ENTER TEXT**

Length

500

<b>BOX IR10</b>	<b>BOX IR10</b>	NOT ON FILE
-----------------	-----------------	-------------

If IR4 = 5 (none of the time), go to IR12.

Otherwise, go to IR10.

---

<b>IR10</b>	<b>IR10</b>	NOT ON FILE
-------------	-------------	-------------

---

**QUESTION TEXT:**

Did you encounter any problems or issues with administering the physical activities?

**CODES**

1	Yes	
2	No	IR10B
3	Not Administered	

---

<b>IR10A</b>	<b>IR10A</b>	NOT ON FILE
--------------	--------------	-------------

---

**QUESTION TEXT:**

Describe the physical activities problems, issues, or reasons not administered.

**ENTER TEXT**

Length

500

---

<b>IR10B</b>	<b>ir9demolang1</b>	R9 PHYS ACT DEMO SAFETY TRANS
--------------	---------------------	-------------------------------

---

**QUESTION TEXT:**

Was the physical activities demonstration or the safety question "Do you think it would be safe to try this?" translated for the SP into a language other than English or Spanish?

**CODES**

1	Yes	
2	No	IR11

---

<b>IR10C</b>	<b>IR10c</b>	NOT ON FILE
--------------	--------------	-------------

---

**QUESTION TEXT:**

What language was the physical activity demonstration or the safety question "Do you think it would be safe to try this?" translated into?

**CODES**

1	Arabic
2	Armenian
3	Bengali
4	Chinese - Cantonese
5	Chinese - Mandarin
6	Creole
7	Czech
8	Farsi
9	French
10	German
11	Greek
12	Guajarati
13	Hindi
14	Hungarian
15	Italian

16	Japanese
17	Korean
18	Laotian
19	Lithuanian
2-	Panjabi
21	Polish
22	Portuguese
23	Russian
24	Slovak
25	Tagalog
26	Thai
27	Urdu
28	Vietnamese
91	Other (Specify)

**PROGRAMMER INSTRUCTIONS:**

If IR10C=1-28, go to IR11.

Otherwise, go to IR10D.

---

<b>IR10D</b>	<b>IR10D</b>	NOT ON FILE
--------------	--------------	-------------

**QUESTION TEXT:**

Enter the other language that the physical activities were translated into.

**ENTER TEXT**

Length	25
--------	----

---

<b>BOX IR11D</b>	<b>BOX IR11D</b>	NOT ON FILE
------------------	------------------	-------------

If CB Elig flag = 1 (YES), go to IR11E.

Otherwise, go to IR12.

---

<b>IR11E</b>	<b>IR11E</b>	NOT ON FILE
--------------	--------------	-------------

**QUESTION TEXT:**

Did you encounter any problems or issues with administering the card game activity?

**CODES**

1	Yes	
2	No	IR12
3	Not Administered	

---

<b>IR11F</b>	<b>IR11F</b>	NOT ON FILE
--------------	--------------	-------------

**QUESTION TEXT:**

Describe the card game activity problems, issues, or reasons not administered.

**ENTER TEXT**

Length	500
--------	-----

---

<b>IR12</b>	<b>ir9sessions</b>	R9 IR12 MORE ONE INTVW SESSION
-------------	--------------------	--------------------------------



**QUESTION TEXT:**

Did you have to complete the SP interview in more than one session?

**CODES**

1	Yes	
2	No	IR12C

**IR12A**

ir9sessrsn1	R9 IR12A MORE 1 SESSION SP TIRED
ir9sessrsn2	R9 IR12A MORE 1 SESSION SP ILL
ir9sessrsn3	R9 IR12A MORE 1 SESSION SCHEDULE
ir9sessrsn91	R9 IR12A MORE 1 SESSION OTHER

**QUESTION TEXT:**

Select reason(s) for completing interview in more than 1 session.

Select all that apply

**CODES**

1	SP/Proxy too tired to complete in 1 session
2	SP/Proxy felt poorly/ill/SP's health
3	Schedule conflict for respondent
91	Other (Specify)

**PROGRAMMER INSTRUCTIONS:**

If 91 selected by itself or with any other response, go to IR12B.  
Otherwise, go to IR12C.

**IR12B****IR12B**

NOT ON FILE

**QUESTION TEXT:**

Describe other reason why the interview was completed in more than 1 session.

**ENTER TEXT**

Length

500

**IR12C****ir9conhomapt**

R9 IR12C INTRV CONDTD AT HME/APT

**QUESTION TEXT:**

Was the entire interview conducted inside SP's home/apartment/unit?

**CODES**

1	Yes	IR12E
2	No	
3	Entire interview conducted by telephone	IR12E

**IR12D****IR12D**

NOT ON FILE

**QUESTION TEXT:**

Describe where the interview was completed and why it was not administered in SP's home/apartment/unit.

**ENTER TEXT**

**IR12E****ir9insidhome**

R9 IR12E GO INSIDE HOME/APT/UNIT

**QUESTION TEXT:**

Did you go inside SP's home/apartment/unit?

**CODES**

1 Yes

2 No

IR15

**BOX IR13****BOX IR13**

NOT ON FILE

If IR12C = 1 (ENTIRE INTERVIEW IN HOME) or IR12E = 1 (WENT INSIDE HOME), go to IR13.

Otherwise, go to IR15.

**IR13****ir9condihom1**

R9 IR13 PAINT PEELING IN SP HOME

**ir9condihom2**

R9 IR13 PESTS IN SP HOME

**ir9condihom3**

R9 IR13 BROKN FURNITURE SP HOME

**ir9condihom4**

R9 IR13 FLOORING NEEDS REPAIR

**ir9condihom5**

R9 IR13 HOM OTHR TRIPPING HAZRD

**DISPLAY INSTRUCTIONS:**

Use "Same Question Stem" display.

If at IR13a, do not display question text in brackets.

Otherwise, display question text in brackets.

**QUESTION TEXT:**

{ } Inside the SP's home/apartment/unit, did you observe... { }

{variable text [a-e]}

RESPONSE [1] a. peeling or flaking paint?

RESPONSE [2] b. evidence of pests (e.g., cockroaches, rodents, etc.)?

RESPONSE [3] c. broken furniture or lamps?

RESPONSE [4] d. flooring in need of repair (e.g., torn carpet, broken tiles, split wood)?

RESPONSE [5] e. other tripping hazards (e.g., pathways not clear, throw rugs not secured, electrical cords in path)?

**CODES**

1 Yes

2 No

**PROGRAMMER INSTRUCTIONS:**

Array the responses and variable text columns in the panel.

Display 'variable text' in the a-e sequence until all rows have been displayed.

**IR14****ir9clutterr1**

R9 IR14 CLUTTR IN INTERVIEW ROOM

**ir9clutterr2**

R9 IR14 CLUTTR IN OTHR SP ROOMS

**DISPLAY INSTRUCTIONS:**

Use "Same Question Stem" display.  
 If at IR14a, do not display question text in brackets.  
 Otherwise, display question text in brackets.

If at IR14b, display response option 4, "Could not see other rooms".

**QUESTION TEXT:**

{{How cluttered...}}

{variable text [a-b]}

RESPONSE [1] a. was the room where the interview was held?

RESPONSE [2] b. were the other rooms in the SP's home/apartment/unit?

**CODES**

- |   |                           |
|---|---------------------------|
| 1 | Not at all cluttered      |
| 2 | Somewhat cluttered        |
| 3 | Very cluttered            |
| 4 | Could not see other rooms |

**PROGRAMMER INSTRUCTIONS:**

Array the responses and variable text columns in the panel.  
 Display 'variable text' in the a-b sequence until all rows have been displayed.

**IR15**

ir9areacond1

R9 IR15 LITTER GLASS ON SDWLK ST

ir9areacond2

R9 IR15 GRAFFITI ON BUILDG WALLS

ir9areacond3

R9 IR15 VACANT HOUSES OR STORES

**DISPLAY INSTRUCTIONS:**

Use "Same Question Stem" display.  
 If at IR15a, do not display question text in brackets.  
 Otherwise, display question text in brackets.

**QUESTION TEXT:**

REFER TO THE HOME ENVIRONMENT CHECKLIST EC2a-c ITEMS WHEN ANSWERING THESE QUESTIONS.

{{ When standing in front of the SP's home/building, and looking around in every direction, how much of the following did you see? }}

{variable text [a-c]}

RESPONSE [1] a. Litter, broken glass, or trash, on sidewalks and streets?

RESPONSE [2] b. Graffiti on buildings and walls?

RESPONSE [3] c. Vacant or deserted houses or storefronts?

**CODES**

- |   |                   |
|---|-------------------|
| 1 | None              |
| 2 | A Little          |
| 3 | Some              |
| 4 | A lot             |
| 5 | Could not observe |

**PROGRAMMER INSTRUCTIONS:**

Array the responses and variable text columns in the panel.  
 Display 'variable text' in the a-c sequence until all rows have been displayed.

<b>IR16</b>	<b>ir9condhome1</b>	R9 IR16 BROKEN WINDOWS IN HOME
	<b>ir9condhome2</b>	R9 IR16 CRUMBLING FOUNDTN IN HOME
	<b>ir9condhome3</b>	R9 IR16 MISSNG BRCKS SIDNG IN HM
	<b>ir9condhome4</b>	R9 IR16 ROOF PROBLEM IN HOME
	<b>ir9condhome5</b>	R9 IR16 BROKEN STEPS TO HOME
	<b>ir9condhome6</b>	R9 IR16 CONTINUOUS SIDEWALKS

**DISPLAY INSTRUCTIONS:**

Use "Same Question Stem" display.  
 If at IR16a, do not display question text in brackets.  
 Otherwise, display question text in brackets.

**QUESTION TEXT:**

REFER TO THE HOME ENVIRONMENT CHECKLIST EC3a-F ITEMS WHEN ANSWERING THESE QUESTIONS.

{[]Standing in front of the SP's home/building, did it have...{[]}

{variable text [a-f]}

RESPONSE [1] a. any broken or boarded up windows?

RESPONSE [2] b. a crumbling foundation or open holes?

RESPONSE [3] c. missing bricks, siding, or other outside materials?

RESPONSE [4] d. roof problems (e.g., missing material, sagging, or a hole in roof)?

RESPONSE [5] e. uneven walking surfaces or broken steps in the area leading to the home/building?

RESPONSE [6] f. continuous sidewalks in both directions?

**CODES**

1	Yes
2	No
7	Could not observe

**PROGRAMMER INSTRUCTIONS:**

Array the responses and variable text columns in the panel.  
 Display 'variable text' in the a-f sequence until all rows have been displayed.

---

<b>IR17</b>	<b>IR17</b>	NOT ON FILE
-------------	-------------	-------------

**QUESTION TEXT:**

Are there any driving directions that you'd like to enter for the next round interviewer

**CODES**

1	Yes	
2	No	IR23

---

<b>IR17A</b>	<b>IR17A</b>	NOT ON FILE
--------------	--------------	-------------

**QUESTION TEXT:**

Provide driving directions for the next round interviewer.

**ENTER TEXT**

Length 500

---

<b>IR23</b>	<b>IR23</b>	NOT ON FILE
-------------	-------------	-------------

**QUESTION TEXT:**

Is there any information you have recorded in the CAPI SP interview that you would like the Home Office staff to correct?

**CODES**

1	Yes	
2	No	IR24

---

**IR23A****IR23A**

NOT ON FILE

**QUESTION TEXT:**

Describe information you have recorded in the CAPI SP interview that you would like the Home Office staff to correct.

**ENTER TEXT**

Length	750
--------	-----

---

**IR24****IR24**

NOT ON FILE

**QUESTION TEXT:**

Are there any other comments about the case or the interviewing situation you would like to make?

**CODES**

1	Yes	
2	No	IR25

---

**IR24A****IR24A**

NOT ON FILE

**QUESTION TEXT:**

Describe other comments about the case or interviewing situation.

**ENTER TEXT**

Length	750
--------	-----

---

**IR25****IR25**

NOT ON FILE

**QUESTION TEXT:**

Press 1 and Enter to return to IMS

**PROGRAMMER INSTRUCTIONS:**

Return to IMS.

Finalize SP IRQ task as complete (code 20).

---